


**Grade 3**



**TERM 2**



**HL ENG**









**WORKSHEET**

**PACK**












## MONDAY ACTIVITY 1



	<b>LOOK &amp; SAY</b>	bicycle	tried	again	fell	couldn't
	<b>SOUND OUT</b>	grin	song	long	three	
		moon	must	tree	car	
	<b>READ</b>	I will sing. I will sing a song. I will sing a song for you. I will sing a song for you under the tree. I will sing a long song for you under the big tree. I must sing a song. Will you sing a song with me? Do you like my song? Do you like my long song? Do you like my long song that I sing under the tree?				
	<b>WRITE</b>	Write the  and  words in your dictionary.				

## MONDAY ACTIVITY 2





	<b>READ</b>	Read the  and  words from Activity 1.				
	<b>READ</b>	I will grin. I will grin a big grin. I grin for you. I will grin in the car. I will grin for you in the car. I will grin a big grin for you in the car. I will grin a big grin for you in the car under the moon. Will you grin with me? Will you grin a big grin with me? Will you grin a big grin with me in the car?				
	<b>WRITE</b>	Write a <b>sentence</b> with: three Write a <b>question</b> with: long				

## TUESDAY ACTIVITY 1





	<b>LOOK &amp; SAY</b>	bicycle	tried	again	fell	couldn't
	<b>SOUND OUT</b>	plot	plan	plug	plum	
		plump	place	play		

	<b>READ</b>	I have tried. I have tried to ride. I have tried to ride my bicycle to the place. I have tried to ride my bicycle to the place to play. I have tried to ride my bicycle to the place to play again. I have tried to ride my bicycle to the place to play again and fell. Will you ride with me to the place? Will you ride with me to the place to play?
	<b>WRITE</b>	<ol style="list-style-type: none"> <li>1. What did I ride? I rode a _____.</li> <li>2. Where did I try to ride? I tried to ride to the _____.</li> </ol>







## TUESDAY ACTIVITY 2

	<b>READ</b>	Read the  and  words from Activity 1.
	<b>WRITE</b>	Write a <b>sentence</b> with: plug Write a <b>question</b> with: plot




## WEDNESDAY ACTIVITY 1

	<b>LOOK &amp; SAY</b>	bicycle	tried	again	fell	couldn't
	<b>SOUND OUT</b>	fur	turn	burn	hurt	
	<b>READ</b>	I tried. I tried and I fell. I tried and I fell and got hurt. I tried and I fell and got hurt making a turn. I tried and fell and got hurt making a turn on my bicycle. I will try again. I will try and make a turn on my bicycle again. I will try and make a turn on my bicycle again and not get hurt. Will you try again with me?				
	<b>WRITE</b>	<ol style="list-style-type: none"> <li>1. What happened when I tried? I _____ when I tried.</li> <li>2. How did I get hurt? I got hurt when I made a _____ on my bicycle.</li> </ol>				

## WEDNESDAY ACTIVITY 2





	<b>READ</b>	Read the  and  words from Activity 1.
	<b>WRITE</b>	Write the  and  words in your dictionary. Write a <b>sentence</b> with: fur Write a <b>question</b> with: burn

## THURSDAY ACTIVITY 1





	<b>LOOK &amp; SAY</b>	bicycle	tried	again	fell	couldn't
	<b>SOUND OUT</b>	fur	turn	burn	hurt	
		plot	plan	plug	plum	
	<b>READ</b>	<p>Bheki will try. Bheki will try to ride. Bheki will try to ride the bicycle. Bheki will try to ride the bicycle again. Bheki will try to ride the bicycle again and he will fall. He will try to ride and he will fall and get hurt. He will try and ride his bicycle and make a turn. Do you think he can do it? Do you think he can make a turn on his bicycle? He did it!</p>				







## THURSDAY ACTIVITY 2

	<b>READ</b>	Read the  and  words from Activity 1.
	<b>WRITE</b>	<ol style="list-style-type: none"><li>Who will ride? _____ will ride.</li><li>What will he ride? He will ride a _____.</li><li>What happened when he fell? He got _____.</li><li>Did he try again? Yes/no, he did/didn't try again.</li><li>Could he do it? Yes/no, he could/couldn't do it.</li></ol>







## FRIDAY ACTIVITY 1

	<b>READ</b>	Read the  and  words again.
	<b>READ</b>	Read the story from Thursday Activity 1.






## FRIDAY ACTIVITY 2

	<b>READ</b>	Read the  and  words again.
	<b>WRITE</b>	Write the sentences in your book. Fix the mistakes. <ol style="list-style-type: none"><li>bheki will try</li><li>bheki will try to ride the bicycle</li><li>do you think he can do it</li></ol>



## MONDAY ACTIVITY 1



	<b>LOOK &amp; SAY</b>	bicycle	tried	again	fell	couldn't
	<b>SOUND OUT</b>	grin	song	long	three	
		moon	must	tree	car	
	<b>READ</b>	I will sing. I will sing a song. I will sing a song for you. I will sing a song for you under the tree. I will sing a long song for you under the big tree. I must sing a song. Will you sing a song with me? Do you like my song? Do you like my long song? Do you like my long song that I sing under the tree?				
	<b>WRITE</b>	Write the  and  words in your dictionary.				

## MONDAY ACTIVITY 2





	<b>READ</b>	Read the  and  words from Activity 1.				
	<b>READ</b>	I will grin. I will grin a big grin. I grin for you. I will grin in the car. I will grin for you in the car. I will grin a big grin for you in the car. I will grin a big grin for you in the car under the moon. Will you grin with me? Will you grin a big grin with me? Will you grin a big grin with me in the car?				
	<b>WRITE</b>	Write a <b>sentence</b> with: three Write a <b>question</b> with: long				

## TUESDAY ACTIVITY 1





	<b>LOOK &amp; SAY</b>	bicycle	tried	again	fell	couldn't
	<b>SOUND OUT</b>	plot	plan	plug	plum	
		plump	place	play		

	<b>READ</b>	I have tried. I have tried to ride. I have tried to ride my bicycle to the place. I have tried to ride my bicycle to the place to play. I have tried to ride my bicycle to the place to play again. I have tried to ride my bicycle to the place to play again and fell. Will you ride with me to the place? Will you ride with me to the place to play?
	<b>WRITE</b>	<ol style="list-style-type: none"> <li>1. What did I ride? I rode a _____.</li> <li>2. Where did I try to ride? I tried to ride to the _____.</li> </ol>

## TUESDAY ACTIVITY 2







	<b>READ</b>	Read the  and  words from Activity 1.
	<b>WRITE</b>	Write a <b>sentence</b> with: plug Write a <b>question</b> with: plot

## WEDNESDAY ACTIVITY 1




	<b>LOOK &amp; SAY</b>	bicycle	tried	again	fell	couldn't
	<b>SOUND OUT</b>	fur	turn	burn	hurt	
	<b>READ</b>	I tried. I tried and I fell. I tried and I fell and got hurt. I tried and I fell and got hurt making a turn. I tried and fell and got hurt making a turn on my bicycle. I will try again. I will try and make a turn on my bicycle again. I will try and make a turn on my bicycle again and not get hurt. Will you try again with me?				
	<b>WRITE</b>	<ol style="list-style-type: none"> <li>1. What happened when I tried? I _____ when I tried.</li> <li>2. How did I get hurt? I got hurt when I made a _____ on my bicycle.</li> </ol>				



## WEDNESDAY ACTIVITY 2





	<b>READ</b>	Read the  and  words from Activity 1.
	<b>WRITE</b>	Write the  and  words in your dictionary. Write a <b>sentence</b> with: fur Write a <b>question</b> with: burn

## THURSDAY ACTIVITY 1





	<b>LOOK &amp; SAY</b>	bicycle	tried	again	fell	couldn't
	<b>SOUND OUT</b>	fur	turn	burn	hurt	
		plot	plan	plug	plum	
	<b>READ</b>	<p>Bheki will try. Bheki will try to ride. Bheki will try to ride the bicycle. Bheki will try to ride the bicycle again. Bheki will try to ride the bicycle again and he will fall. He will try to ride and he will fall and get hurt. He will try and ride his bicycle and make a turn. Do you think he can do it? Do you think he can make a turn on his bicycle? He did it!</p>				







## THURSDAY ACTIVITY 2

	<b>READ</b>	Read the  and  words from Activity 1.
	<b>WRITE</b>	<ol style="list-style-type: none"><li>Who will ride? _____ will ride.</li><li>What will he ride? He will ride a _____.</li><li>What happened when he fell? He got _____.</li><li>Did he try again? Yes/no, he did/didn't try again.</li><li>Could he do it? Yes/no, he could/couldn't do it.</li></ol>

## FRIDAY ACTIVITY 1







	<b>READ</b>	Read the  and  words again.
	<b>READ</b>	Read the story from Thursday Activity 1.

## FRIDAY ACTIVITY 2






	<b>READ</b>	Read the  and  words again.
	<b>WRITE</b>	Write the sentences in your book. Fix the mistakes. <ol style="list-style-type: none"><li>bheki will try</li><li>bheki will try to ride the bicycle</li><li>do you think he can do it</li></ol>





## MONDAY ACTIVITY 1



	<b>LOOK &amp; SAY</b>	bicycle	tried	again	fell	couldn't
	<b>SOUND OUT</b>	grin	song	long	three	
		moon	must	tree	car	
	<b>READ</b>	I will sing. I will sing a song. I will sing a song for you. I will sing a song for you under the tree. I will sing a long song for you under the big tree. I must sing a song. Will you sing a song with me? Do you like my song? Do you like my long song? Do you like my long song that I sing under the tree?				
	<b>WRITE</b>	Write the  and  words in your dictionary.				

## MONDAY ACTIVITY 2





	<b>READ</b>	Read the  and  words from Activity 1.				
	<b>READ</b>	I will grin. I will grin a big grin. I grin for you. I will grin in the car. I will grin for you in the car. I will grin a big grin for you in the car. I will grin a big grin for you in the car under the moon. Will you grin with me? Will you grin a big grin with me? Will you grin a big grin with me in the car?				
	<b>WRITE</b>	Write a <b>sentence</b> with: three Write a <b>question</b> with: long				

## TUESDAY ACTIVITY 1





	<b>LOOK &amp; SAY</b>	bicycle	tried	again	fell	couldn't
	<b>SOUND OUT</b>	plot	plan	plug	plum	
		plump	place	play		

	<b>READ</b>	I have tried. I have tried to ride. I have tried to ride my bicycle to the place. I have tried to ride my bicycle to the place to play. I have tried to ride my bicycle to the place to play again. I have tried to ride my bicycle to the place to play again and fell. Will you ride with me to the place? Will you ride with me to the place to play?
	<b>WRITE</b>	<ol style="list-style-type: none"> <li>1. What did I ride? I rode a _____.</li> <li>2. Where did I try to ride? I tried to ride to the _____.</li> </ol>







## TUESDAY ACTIVITY 2

	<b>READ</b>	Read the  and  words from Activity 1.
	<b>WRITE</b>	Write a <b>sentence</b> with: plug Write a <b>question</b> with: plot




## WEDNESDAY ACTIVITY 1

	<b>LOOK &amp; SAY</b>	bicycle	tried	again	fell	couldn't
	<b>SOUND OUT</b>	fur	turn	burn	hurt	
	<b>READ</b>	I tried. I tried and I fell. I tried and I fell and got hurt. I tried and I fell and got hurt making a turn. I tried and fell and got hurt making a turn on my bicycle. I will try again. I will try and make a turn on my bicycle again. I will try and make a turn on my bicycle again and not get hurt. Will you try again with me?				
	<b>WRITE</b>	<ol style="list-style-type: none"> <li>1. What happened when I tried? I _____ when I tried.</li> <li>2. How did I get hurt? I got hurt when I made a _____ on my bicycle.</li> </ol>				

## WEDNESDAY ACTIVITY 2





	<b>READ</b>	Read the  and  words from Activity 1.
	<b>WRITE</b>	Write the  and  words in your dictionary. Write a <b>sentence</b> with: fur Write a <b>question</b> with: burn

## THURSDAY ACTIVITY 1





	<b>LOOK &amp; SAY</b>	bicycle	tried	again	fell	couldn't
	<b>SOUND OUT</b>	fur	turn	burn	hurt	
		plot	plan	plug	plum	
	<b>READ</b>	<p>Bheki will try. Bheki will try to ride. Bheki will try to ride the bicycle. Bheki will try to ride the bicycle again. Bheki will try to ride the bicycle again and he will fall. He will try to ride and he will fall and get hurt. He will try and ride his bicycle and make a turn. Do you think he can do it? Do you think he can make a turn on his bicycle? He did it!</p>				







## THURSDAY ACTIVITY 2

	<b>READ</b>	Read the  and  words from Activity 1.
	<b>WRITE</b>	<ol style="list-style-type: none"><li>Who will ride? _____ will ride.</li><li>What will he ride? He will ride a _____.</li><li>What happened when he fell? He got _____.</li><li>Did he try again? Yes/no, he did/didn't try again.</li><li>Could he do it? Yes/no, he could/couldn't do it.</li></ol>







## FRIDAY ACTIVITY 1

	<b>READ</b>	Read the  and  words again.
	<b>READ</b>	Read the story from Thursday Activity 1.






## FRIDAY ACTIVITY 2

	<b>READ</b>	Read the  and  words again.
	<b>WRITE</b>	Write the sentences in your book. Fix the mistakes. <ol style="list-style-type: none"><li>bheki will try</li><li>bheki will try to ride the bicycle</li><li>do you think he can do it</li></ol>



## MONDAY ACTIVITY 1



	<b>LOOK &amp; SAY</b>	bicycle	tried	again	fell	couldn't
	<b>SOUND OUT</b>	grin	song	long	three	
		moon	must	tree	car	
	<b>READ</b>	I will sing. I will sing a song. I will sing a song for you. I will sing a song for you under the tree. I will sing a long song for you under the big tree. I must sing a song. Will you sing a song with me? Do you like my song? Do you like my long song? Do you like my long song that I sing under the tree?				
	<b>WRITE</b>	Write the  and  words in your dictionary.				

## MONDAY ACTIVITY 2





	<b>READ</b>	Read the  and  words from Activity 1.				
	<b>READ</b>	I will grin. I will grin a big grin. I grin for you. I will grin in the car. I will grin for you in the car. I will grin a big grin for you in the car. I will grin a big grin for you in the car under the moon. Will you grin with me? Will you grin a big grin with me? Will you grin a big grin with me in the car?				
	<b>WRITE</b>	Write a <b>sentence</b> with: three Write a <b>question</b> with: long				

## TUESDAY ACTIVITY 1





	<b>LOOK &amp; SAY</b>	bicycle	tried	again	fell	couldn't
	<b>SOUND OUT</b>	plot	plan	plug	plum	
		plump	place	play		

	<b>READ</b>	I have tried. I have tried to ride. I have tried to ride my bicycle to the place. I have tried to ride my bicycle to the place to play. I have tried to ride my bicycle to the place to play again. I have tried to ride my bicycle to the place to play again and fell. Will you ride with me to the place? Will you ride with me to the place to play?
	<b>WRITE</b>	<ol style="list-style-type: none"> <li>1. What did I ride? I rode a _____.</li> <li>2. Where did I try to ride? I tried to ride to the _____.</li> </ol>

## TUESDAY ACTIVITY 2







	<b>READ</b>	Read the  and  words from Activity 1.
	<b>WRITE</b>	Write a <b>sentence</b> with: plug Write a <b>question</b> with: plot

## WEDNESDAY ACTIVITY 1




	<b>LOOK &amp; SAY</b>	bicycle	tried	again	fell	couldn't
	<b>SOUND OUT</b>	fur	turn	burn	hurt	
	<b>READ</b>	I tried. I tried and I fell. I tried and I fell and got hurt. I tried and I fell and got hurt making a turn. I tried and fell and got hurt making a turn on my bicycle. I will try again. I will try and make a turn on my bicycle again. I will try and make a turn on my bicycle again and not get hurt. Will you try again with me?				
	<b>WRITE</b>	<ol style="list-style-type: none"> <li>1. What happened when I tried? I _____ when I tried.</li> <li>2. How did I get hurt? I got hurt when I made a _____ on my bicycle.</li> </ol>				



## WEDNESDAY ACTIVITY 2





	<b>READ</b>	Read the  and  words from Activity 1.
	<b>WRITE</b>	Write the  and  words in your dictionary. Write a <b>sentence</b> with: fur Write a <b>question</b> with: burn

## THURSDAY ACTIVITY 1





	<b>LOOK &amp; SAY</b>	bicycle	tried	again	fell	couldn't
	<b>SOUND OUT</b>	fur	turn	burn	hurt	
	<b>READ</b>	<p>Bheki will try. Bheki will try to ride. Bheki will try to ride the bicycle. Bheki will try to ride the bicycle again. Bheki will try to ride the bicycle again and he will fall. He will try to ride and he will fall and get hurt. He will try and ride his bicycle and make a turn. Do you think he can do it? Do you think he can make a turn on his bicycle? He did it!</p>				







## THURSDAY ACTIVITY 2

	<b>READ</b>	Read the  and  words from Activity 1.
	<b>WRITE</b>	<ol style="list-style-type: none"><li>Who will ride? _____ will ride.</li><li>What will he ride? He will ride a _____.</li><li>What happened when he fell? He got _____.</li><li>Did he try again? Yes/no, he did/didn't try again.</li><li>Could he do it? Yes/no, he could/couldn't do it.</li></ol>

## FRIDAY ACTIVITY 1







	<b>READ</b>	Read the  and  words again.
	<b>READ</b>	Read the story from Thursday Activity 1.

## FRIDAY ACTIVITY 2






	<b>READ</b>	Read the  and  words again.
	<b>WRITE</b>	Write the sentences in your book. Fix the mistakes. <ol style="list-style-type: none"><li>bheki will try</li><li>bheki will try to ride the bicycle</li><li>do you think he can do it</li></ol>





## MONDAY ACTIVITY 1



	<b>LOOK &amp; SAY</b>	bicycle	tried	again	fell	couldn't
	<b>SOUND OUT</b>	grin	song	long	three	
		moon	must	tree	car	
	<b>READ</b>	I will sing. I will sing a song. I will sing a song for you. I will sing a song for you under the tree. I will sing a long song for you under the big tree. I must sing a song. Will you sing a song with me? Do you like my song? Do you like my long song? Do you like my long song that I sing under the tree?				
	<b>WRITE</b>	Write the  and  words in your dictionary.				

## MONDAY ACTIVITY 2





	<b>READ</b>	Read the  and  words from Activity 1.				
	<b>READ</b>	I will grin. I will grin a big grin. I grin for you. I will grin in the car. I will grin for you in the car. I will grin a big grin for you in the car. I will grin a big grin for you in the car under the moon. Will you grin with me? Will you grin a big grin with me? Will you grin a big grin with me in the car?				
	<b>WRITE</b>	Write a <b>sentence</b> with: three Write a <b>question</b> with: long				

## TUESDAY ACTIVITY 1





	<b>LOOK &amp; SAY</b>	bicycle	tried	again	fell	couldn't
	<b>SOUND OUT</b>	plot	plan	plug	plum	
		plump	place	play		

	<b>READ</b>	I have tried. I have tried to ride. I have tried to ride my bicycle to the place. I have tried to ride my bicycle to the place to play. I have tried to ride my bicycle to the place to play again. I have tried to ride my bicycle to the place to play again and fell. Will you ride with me to the place? Will you ride with me to the place to play?
	<b>WRITE</b>	<ol style="list-style-type: none"> <li>1. What did I ride? I rode a _____.</li> <li>2. Where did I try to ride? I tried to ride to the _____.</li> </ol>







## TUESDAY ACTIVITY 2

	<b>READ</b>	Read the  and  words from Activity 1.
	<b>WRITE</b>	Write a <b>sentence</b> with: plug Write a <b>question</b> with: plot





## WEDNESDAY ACTIVITY 1

	<b>LOOK &amp; SAY</b>	bicycle	tried	again	fell	couldn't
	<b>SOUND OUT</b>	fur	turn	burn	hurt	
	<b>READ</b>	I tried. I tried and I fell. I tried and I fell and got hurt. I tried and I fell and got hurt making a turn. I tried and fell and got hurt making a turn on my bicycle. I will try again. I will try and make a turn on my bicycle again. I will try and make a turn on my bicycle again and not get hurt. Will you try again with me?				
	<b>WRITE</b>	<ol style="list-style-type: none"> <li>1. What happened when I tried? I _____ when I tried.</li> <li>2. How did I get hurt? I got hurt when I made a _____ on my bicycle.</li> </ol>				





## WEDNESDAY ACTIVITY 2

	<b>READ</b>	Read the  and  words from Activity 1.
	<b>WRITE</b>	Write the  and  words in your dictionary. Write a <b>sentence</b> with: fur Write a <b>question</b> with: burn





## THURSDAY ACTIVITY 1

	<b>LOOK &amp; SAY</b>	bicycle	tried	again	fell	couldn't
	<b>SOUND OUT</b>	fur	turn	burn	hurt	
		plot	plan	plug	plum	
	<b>READ</b>	<p>Bheki will try. Bheki will try to ride. Bheki will try to ride the bicycle. Bheki will try to ride the bicycle again. Bheki will try to ride the bicycle again and he will fall. He will try to ride and he will fall and get hurt. He will try and ride his bicycle and make a turn. Do you think he can do it? Do you think he can make a turn on his bicycle? He did it!</p> 				





## THURSDAY ACTIVITY 2

	<b>READ</b>	Read the  and  words from Activity 1.
	<b>WRITE</b>	<ol style="list-style-type: none"><li>Who will ride? _____ will ride.</li><li>What will he ride? He will ride a _____.</li><li>What happened when he fell? He got _____.</li><li>Did he try again? Yes/no, he did/didn't try again.</li><li>Could he do it? Yes/no, he could/couldn't do it.</li></ol>







## FRIDAY ACTIVITY 1

	<b>READ</b>	Read the  and  words again.
	<b>READ</b>	Read the story from Thursday Activity 1.






## FRIDAY ACTIVITY 2

	<b>READ</b>	Read the  and  words again.
	<b>WRITE</b>	Write the sentences in your book. Fix the mistakes. <ol style="list-style-type: none"><li>bheki will try</li><li>bheki will try to ride the bicycle</li><li>do you think he can do it</li></ol>



## MONDAY ACTIVITY 1



	<b>LOOK &amp; SAY</b>	bicycle	tried	again	fell	couldn't
	<b>SOUND OUT</b>	grin	song	long	three	
		moon	must	tree	car	
	<b>READ</b>	I will sing. I will sing a song. I will sing a song for you. I will sing a song for you under the tree. I will sing a long song for you under the big tree. I must sing a song. Will you sing a song with me? Do you like my song? Do you like my long song? Do you like my long song that I sing under the tree?				
	<b>WRITE</b>	Write the  and  words in your dictionary.				

## MONDAY ACTIVITY 2





	<b>READ</b>	Read the  and  words from Activity 1.				
	<b>READ</b>	I will grin. I will grin a big grin. I grin for you. I will grin in the car. I will grin for you in the car. I will grin a big grin for you in the car. I will grin a big grin for you in the car under the moon. Will you grin with me? Will you grin a big grin with me? Will you grin a big grin with me in the car?				
	<b>WRITE</b>	Write a <b>sentence</b> with: three Write a <b>question</b> with: long				

## TUESDAY ACTIVITY 1





	<b>LOOK &amp; SAY</b>	bicycle	tried	again	fell	couldn't
	<b>SOUND OUT</b>	plot	plan	plug	plum	
		plump	place	play		

	<b>READ</b>	I have tried. I have tried to ride. I have tried to ride my bicycle to the place. I have tried to ride my bicycle to the place to play. I have tried to ride my bicycle to the place to play again. I have tried to ride my bicycle to the place to play again and fell. Will you ride with me to the place? Will you ride with me to the place to play?
	<b>WRITE</b>	<ol style="list-style-type: none"> <li>1. What did I ride? I rode a _____.</li> <li>2. Where did I try to ride? I tried to ride to the _____.</li> </ol>

## TUESDAY ACTIVITY 2







	<b>READ</b>	Read the  and  words from Activity 1.
	<b>WRITE</b>	Write a <b>sentence</b> with: plug Write a <b>question</b> with: plot

## WEDNESDAY ACTIVITY 1





	<b>LOOK &amp; SAY</b>	bicycle	tried	again	fell	couldn't
	<b>SOUND OUT</b>	fur	turn	burn	hurt	
	<b>READ</b>	I tried. I tried and I fell. I tried and I fell and got hurt. I tried and I fell and got hurt making a turn. I tried and fell and got hurt making a turn on my bicycle. I will try again. I will try and make a turn on my bicycle again. I will try and make a turn on my bicycle again and not get hurt. Will you try again with me?				
	<b>WRITE</b>	<ol style="list-style-type: none"> <li>1. What happened when I tried? I _____ when I tried.</li> <li>2. How did I get hurt? I got hurt when I made a _____ on my bicycle.</li> </ol>				







## WEDNESDAY ACTIVITY 2

	<b>READ</b>	Read the  and  words from Activity 1.
	<b>WRITE</b>	Write the  and  words in your dictionary. Write a <b>sentence</b> with: fur Write a <b>question</b> with: burn





## THURSDAY ACTIVITY 1

	<b>LOOK &amp; SAY</b>	bicycle	tried	again	fell	couldn't
	<b>SOUND OUT</b>	fur	turn	burn	hurt	
		plot	plan	plug	plum	
	<b>READ</b>	<p>Bheki will try. Bheki will try to ride. Bheki will try to ride the bicycle. Bheki will try to ride the bicycle again. Bheki will try to ride the bicycle again and he will fall. He will try to ride and he will fall and get hurt. He will try and ride his bicycle and make a turn. Do you think he can do it? Do you think he can make a turn on his bicycle? He did it!</p> 				





## THURSDAY ACTIVITY 2

	<b>READ</b>	Read the  and  words from Activity 1.
	<b>WRITE</b>	<ol style="list-style-type: none"><li>Who will ride? _____ will ride.</li><li>What will he ride? He will ride a _____.</li><li>What happened when he fell? He got _____.</li><li>Did he try again? Yes/no, he did/didn't try again.</li><li>Could he do it? Yes/no, he could/couldn't do it.</li></ol>

## FRIDAY ACTIVITY 1







	<b>READ</b>	Read the  and  words again.
	<b>READ</b>	Read the story from Thursday Activity 1.

## FRIDAY ACTIVITY 2






	<b>READ</b>	Read the  and  words again.
	<b>WRITE</b>	Write the sentences in your book. Fix the mistakes. <ol style="list-style-type: none"><li>bheki will try</li><li>bheki will try to ride the bicycle</li><li>do you think he can do it</li></ol>





## MONDAY ACTIVITY 1



	<b>LOOK &amp; SAY</b>	bicycle	tried	again	fell	couldn't
	<b>SOUND OUT</b>	grin	song	long	three	
		moon	must	tree	car	
	<b>READ</b>	I will sing. I will sing a song. I will sing a song for you. I will sing a song for you under the tree. I will sing a long song for you under the big tree. I must sing a song. Will you sing a song with me? Do you like my song? Do you like my long song? Do you like my long song that I sing under the tree?				
	<b>WRITE</b>	Write the  and  words in your dictionary.				

## MONDAY ACTIVITY 2





	<b>READ</b>	Read the  and  words from Activity 1.				
	<b>READ</b>	I will grin. I will grin a big grin. I grin for you. I will grin in the car. I will grin for you in the car. I will grin a big grin for you in the car. I will grin a big grin for you in the car under the moon. Will you grin with me? Will you grin a big grin with me? Will you grin a big grin with me in the car?				
	<b>WRITE</b>	Write a <b>sentence</b> with: three Write a <b>question</b> with: long				

## TUESDAY ACTIVITY 1





	<b>LOOK &amp; SAY</b>	bicycle	tried	again	fell	couldn't
	<b>SOUND OUT</b>	plot	plan	plug	plum	
		plump	place	play		

	<b>READ</b>	I have tried. I have tried to ride. I have tried to ride my bicycle to the place. I have tried to ride my bicycle to the place to play. I have tried to ride my bicycle to the place to play again. I have tried to ride my bicycle to the place to play again and fell. Will you ride with me to the place? Will you ride with me to the place to play?
	<b>WRITE</b>	<ol style="list-style-type: none"> <li>1. What did I ride? I rode a _____.</li> <li>2. Where did I try to ride? I tried to ride to the _____.</li> </ol>







## TUESDAY ACTIVITY 2

	<b>READ</b>	Read the  and  words from Activity 1.
	<b>WRITE</b>	Write a <b>sentence</b> with: plug Write a <b>question</b> with: plot





## WEDNESDAY ACTIVITY 1

	<b>LOOK &amp; SAY</b>	bicycle	tried	again	fell	couldn't
	<b>SOUND OUT</b>	fur	turn	burn	hurt	
	<b>READ</b>	I tried. I tried and I fell. I tried and I fell and got hurt. I tried and I fell and got hurt making a turn. I tried and fell and got hurt making a turn on my bicycle. I will try again. I will try and make a turn on my bicycle again. I will try and make a turn on my bicycle again and not get hurt. Will you try again with me?				
	<b>WRITE</b>	<ol style="list-style-type: none"> <li>1. What happened when I tried? I _____ when I tried.</li> <li>2. How did I get hurt? I got hurt when I made a _____ on my bicycle.</li> </ol>				





## WEDNESDAY ACTIVITY 2

	<b>READ</b>	Read the  and  words from Activity 1.
	<b>WRITE</b>	Write the  and  words in your dictionary. Write a <b>sentence</b> with: fur Write a <b>question</b> with: burn





## THURSDAY ACTIVITY 1

	<b>LOOK &amp; SAY</b>	bicycle	tried	again	fell	couldn't
	<b>SOUND OUT</b>	fur	turn	burn	hurt	
	<b>READ</b>	<p>Bheki will try. Bheki will try to ride. Bheki will try to ride the bicycle. Bheki will try to ride the bicycle again. Bheki will try to ride the bicycle again and he will fall. He will try to ride and he will fall and get hurt. He will try and ride his bicycle and make a turn. Do you think he can do it? Do you think he can make a turn on his bicycle? He did it!</p> 				





## THURSDAY ACTIVITY 2

	<b>READ</b>	Read the  and  words from Activity 1.
	<b>WRITE</b>	<ol style="list-style-type: none"><li>Who will ride? _____ will ride.</li><li>What will he ride? He will ride a _____.</li><li>What happened when he fell? He got _____.</li><li>Did he try again? Yes/no, he did/didn't try again.</li><li>Could he do it? Yes/no, he could/couldn't do it.</li></ol>







## FRIDAY ACTIVITY 1

	<b>READ</b>	Read the  and  words again.
	<b>READ</b>	Read the story from Thursday Activity 1.






## FRIDAY ACTIVITY 2

	<b>READ</b>	Read the  and  words again.
	<b>WRITE</b>	Write the sentences in your book. Fix the mistakes. <ol style="list-style-type: none"><li>bheki will try</li><li>bheki will try to ride the bicycle</li><li>do you think he can do it</li></ol>



## MONDAY ACTIVITY 1



	<b>LOOK &amp; SAY</b>	bicycle	tried	again	fell	couldn't
	<b>SOUND OUT</b>	grin	song	long	three	
		moon	must	tree	car	
	<b>READ</b>	I will sing. I will sing a song. I will sing a song for you. I will sing a song for you under the tree. I will sing a long song for you under the big tree. I must sing a song. Will you sing a song with me? Do you like my song? Do you like my long song? Do you like my long song that I sing under the tree?				
	<b>WRITE</b>	Write the  and  words in your dictionary.				

## MONDAY ACTIVITY 2





	<b>READ</b>	Read the  and  words from Activity 1.				
	<b>READ</b>	I will grin. I will grin a big grin. I grin for you. I will grin in the car. I will grin for you in the car. I will grin a big grin for you in the car. I will grin a big grin for you in the car under the moon. Will you grin with me? Will you grin a big grin with me? Will you grin a big grin with me in the car?				
	<b>WRITE</b>	Write a <b>sentence</b> with: three Write a <b>question</b> with: long				

## TUESDAY ACTIVITY 1





	<b>LOOK &amp; SAY</b>	bicycle	tried	again	fell	couldn't
	<b>SOUND OUT</b>	plot	plan	plug	plum	
		plump	place	play		

	<b>READ</b>	I have tried. I have tried to ride. I have tried to ride my bicycle to the place. I have tried to ride my bicycle to the place to play. I have tried to ride my bicycle to the place to play again. I have tried to ride my bicycle to the place to play again and fell. Will you ride with me to the place? Will you ride with me to the place to play?
	<b>WRITE</b>	<ol style="list-style-type: none"> <li>1. What did I ride? I rode a _____.</li> <li>2. Where did I try to ride? I tried to ride to the _____.</li> </ol>

## TUESDAY ACTIVITY 2







	<b>READ</b>	Read the  and  words from Activity 1.
	<b>WRITE</b>	Write a <b>sentence</b> with: plug Write a <b>question</b> with: plot

## WEDNESDAY ACTIVITY 1





	<b>LOOK &amp; SAY</b>	bicycle	tried	again	fell	couldn't
	<b>SOUND OUT</b>	fur	turn	burn	hurt	
	<b>READ</b>	I tried. I tried and I fell. I tried and I fell and got hurt. I tried and I fell and got hurt making a turn. I tried and fell and got hurt making a turn on my bicycle. I will try again. I will try and make a turn on my bicycle again. I will try and make a turn on my bicycle again and not get hurt. Will you try again with me?				
	<b>WRITE</b>	<ol style="list-style-type: none"> <li>1. What happened when I tried? I _____ when I tried.</li> <li>2. How did I get hurt? I got hurt when I made a _____ on my bicycle.</li> </ol>				







## WEDNESDAY ACTIVITY 2

	<b>READ</b>	Read the  and  words from Activity 1.
	<b>WRITE</b>	Write the  and  words in your dictionary. Write a <b>sentence</b> with: fur Write a <b>question</b> with: burn





## THURSDAY ACTIVITY 1

	<b>LOOK &amp; SAY</b>	bicycle	tried	again	fell	couldn't
	<b>SOUND OUT</b>	fur	turn	burn	hurt	
		plot	plan	plug	plum	
	<b>READ</b>	<p>Bheki will try. Bheki will try to ride. Bheki will try to ride the bicycle. Bheki will try to ride the bicycle again. Bheki will try to ride the bicycle again and he will fall. He will try to ride and he will fall and get hurt. He will try and ride his bicycle and make a turn. Do you think he can do it? Do you think he can make a turn on his bicycle? He did it!</p> 				





## THURSDAY ACTIVITY 2

	<b>READ</b>	Read the  and  words from Activity 1.
	<b>WRITE</b>	<ol style="list-style-type: none"><li>Who will ride? _____ will ride.</li><li>What will he ride? He will ride a _____.</li><li>What happened when he fell? He got _____.</li><li>Did he try again? Yes/no, he did/didn't try again.</li><li>Could he do it? Yes/no, he could/couldn't do it.</li></ol>

## FRIDAY ACTIVITY 1







	<b>READ</b>	Read the  and  words again.
	<b>READ</b>	Read the story from Thursday Activity 1.

## FRIDAY ACTIVITY 2






	<b>READ</b>	Read the  and  words again.
	<b>WRITE</b>	Write the sentences in your book. Fix the mistakes. <ol style="list-style-type: none"><li>bheki will try</li><li>bheki will try to ride the bicycle</li><li>do you think he can do it</li></ol>





## MONDAY ACTIVITY 1



	<b>LOOK &amp; SAY</b>	bicycle	tried	again	fell	couldn't
	<b>SOUND OUT</b>	grin	song	long	three	
		moon	must	tree	car	
	<b>READ</b>	I will sing. I will sing a song. I will sing a song for you. I will sing a song for you under the tree. I will sing a long song for you under the big tree. I must sing a song. Will you sing a song with me? Do you like my song? Do you like my long song? Do you like my long song that I sing under the tree?				
	<b>WRITE</b>	Write the  and  words in your dictionary.				

## MONDAY ACTIVITY 2





	<b>READ</b>	Read the  and  words from Activity 1.				
	<b>READ</b>	I will grin. I will grin a big grin. I grin for you. I will grin in the car. I will grin for you in the car. I will grin a big grin for you in the car. I will grin a big grin for you in the car under the moon. Will you grin with me? Will you grin a big grin with me? Will you grin a big grin with me in the car?				
	<b>WRITE</b>	Write a <b>sentence</b> with: three Write a <b>question</b> with: long				

## TUESDAY ACTIVITY 1





	<b>LOOK &amp; SAY</b>	bicycle	tried	again	fell	couldn't
	<b>SOUND OUT</b>	plot	plan	plug	plum	
		plump	place	play		

	<b>READ</b>	I have tried. I have tried to ride. I have tried to ride my bicycle to the place. I have tried to ride my bicycle to the place to play. I have tried to ride my bicycle to the place to play again. I have tried to ride my bicycle to the place to play again and fell. Will you ride with me to the place? Will you ride with me to the place to play?
	<b>WRITE</b>	<ol style="list-style-type: none"> <li>1. What did I ride? I rode a _____.</li> <li>2. Where did I try to ride? I tried to ride to the _____.</li> </ol>







## TUESDAY ACTIVITY 2

	<b>READ</b>	Read the  and  words from Activity 1.
	<b>WRITE</b>	Write a <b>sentence</b> with: plug Write a <b>question</b> with: plot





## WEDNESDAY ACTIVITY 1

	<b>LOOK &amp; SAY</b>	bicycle	tried	again	fell	couldn't
	<b>SOUND OUT</b>	fur	turn	burn	hurt	
	<b>READ</b>	I tried. I tried and I fell. I tried and I fell and got hurt. I tried and I fell and got hurt making a turn. I tried and fell and got hurt making a turn on my bicycle. I will try again. I will try and make a turn on my bicycle again. I will try and make a turn on my bicycle again and not get hurt. Will you try again with me?				
	<b>WRITE</b>	<ol style="list-style-type: none"> <li>1. What happened when I tried? I _____ when I tried.</li> <li>2. How did I get hurt? I got hurt when I made a _____ on my bicycle.</li> </ol>				





## WEDNESDAY ACTIVITY 2

	<b>READ</b>	Read the  and  words from Activity 1.
	<b>WRITE</b>	Write the  and  words in your dictionary. Write a <b>sentence</b> with: fur Write a <b>question</b> with: burn





## THURSDAY ACTIVITY 1

	<b>LOOK &amp; SAY</b>	bicycle	tried	again	fell	couldn't
	<b>SOUND OUT</b>	fur	turn	burn	hurt	
		plot	plan	plug	plum	
	<b>READ</b>	<p>Bheki will try. Bheki will try to ride. Bheki will try to ride the bicycle. Bheki will try to ride the bicycle again. Bheki will try to ride the bicycle again and he will fall. He will try to ride and he will fall and get hurt. He will try and ride his bicycle and make a turn. Do you think he can do it? Do you think he can make a turn on his bicycle? He did it!</p> 				





## THURSDAY ACTIVITY 2

	<b>READ</b>	Read the  and  words from Activity 1.
	<b>WRITE</b>	<ol style="list-style-type: none"><li>Who will ride? _____ will ride.</li><li>What will he ride? He will ride a _____.</li><li>What happened when he fell? He got _____.</li><li>Did he try again? Yes/no, he did/didn't try again.</li><li>Could he do it? Yes/no, he could/couldn't do it.</li></ol>







## FRIDAY ACTIVITY 1

	<b>READ</b>	Read the  and  words again.
	<b>READ</b>	Read the story from Thursday Activity 1.






## FRIDAY ACTIVITY 2

	<b>READ</b>	Read the  and  words again.
	<b>WRITE</b>	Write the sentences in your book. Fix the mistakes. <ol style="list-style-type: none"><li>bheki will try</li><li>bheki will try to ride the bicycle</li><li>do you think he can do it</li></ol>



## MONDAY ACTIVITY 1



	<b>LOOK &amp; SAY</b>	bicycle	tried	again	fell	couldn't
	<b>SOUND OUT</b>	grin	song	long	three	
		moon	must	tree	car	
	<b>READ</b>	I will sing. I will sing a song. I will sing a song for you. I will sing a song for you under the tree. I will sing a long song for you under the big tree. I must sing a song. Will you sing a song with me? Do you like my song? Do you like my long song? Do you like my long song that I sing under the tree?				
	<b>WRITE</b>	Write the  and  words in your dictionary.				

## MONDAY ACTIVITY 2





	<b>READ</b>	Read the  and  words from Activity 1.				
	<b>READ</b>	I will grin. I will grin a big grin. I grin for you. I will grin in the car. I will grin for you in the car. I will grin a big grin for you in the car. I will grin a big grin for you in the car under the moon. Will you grin with me? Will you grin a big grin with me? Will you grin a big grin with me in the car?				
	<b>WRITE</b>	Write a <b>sentence</b> with: three Write a <b>question</b> with: long				

## TUESDAY ACTIVITY 1





	<b>LOOK &amp; SAY</b>	bicycle	tried	again	fell	couldn't
	<b>SOUND OUT</b>	plot	plan	plug	plum	
		plump	place	play		

	<b>READ</b>	I have tried. I have tried to ride. I have tried to ride my bicycle to the place. I have tried to ride my bicycle to the place to play. I have tried to ride my bicycle to the place to play again. I have tried to ride my bicycle to the place to play again and fell. Will you ride with me to the place? Will you ride with me to the place to play?
	<b>WRITE</b>	<ol style="list-style-type: none"> <li>1. What did I ride? I rode a _____.</li> <li>2. Where did I try to ride? I tried to ride to the _____.</li> </ol>

## TUESDAY ACTIVITY 2







	<b>READ</b>	Read the  and  words from Activity 1.
	<b>WRITE</b>	Write a <b>sentence</b> with: plug Write a <b>question</b> with: plot

## WEDNESDAY ACTIVITY 1





	<b>LOOK &amp; SAY</b>	bicycle	tried	again	fell	couldn't
	<b>SOUND OUT</b>	fur	turn	burn	hurt	
	<b>READ</b>	I tried. I tried and I fell. I tried and I fell and got hurt. I tried and I fell and got hurt making a turn. I tried and fell and got hurt making a turn on my bicycle. I will try again. I will try and make a turn on my bicycle again. I will try and make a turn on my bicycle again and not get hurt. Will you try again with me?				
	<b>WRITE</b>	<ol style="list-style-type: none"> <li>1. What happened when I tried? I _____ when I tried.</li> <li>2. How did I get hurt? I got hurt when I made a _____ on my bicycle.</li> </ol>				



## WEDNESDAY ACTIVITY 2





	<b>READ</b>	Read the  and  words from Activity 1.
	<b>WRITE</b>	Write the  and  words in your dictionary. Write a <b>sentence</b> with: fur Write a <b>question</b> with: burn

## THURSDAY ACTIVITY 1





	<b>LOOK &amp; SAY</b>	bicycle	tried	again	fell	couldn't
	<b>SOUND OUT</b>	fur	turn	burn	hurt	
		plot	plan	plug	plum	
	<b>READ</b>	<p>Bheki will try. Bheki will try to ride. Bheki will try to ride the bicycle. Bheki will try to ride the bicycle again. Bheki will try to ride the bicycle again and he will fall. He will try to ride and he will fall and get hurt. He will try and ride his bicycle and make a turn. Do you think he can do it? Do you think he can make a turn on his bicycle? He did it!</p> 				







## THURSDAY ACTIVITY 2

	<b>READ</b>	Read the  and  words from Activity 1.
	<b>WRITE</b>	<ol style="list-style-type: none"><li>1. Who will ride? _____ will ride.</li><li>2. What will he ride? He will ride a _____.</li><li>3. What happened when he fell? He got _____.</li><li>4. Did he try again? Yes/no, he did/didn't try again.</li><li>5. Could he do it? Yes/no, he could/couldn't do it.</li></ol>







## FRIDAY ACTIVITY 1

	<b>READ</b>	Read the  and  words again.
	<b>READ</b>	Read the story from Thursday Activity 1.






## FRIDAY ACTIVITY 2

	<b>READ</b>	Read the  and  words again.
	<b>WRITE</b>	Write the sentences in your book. Fix the mistakes. <ol style="list-style-type: none"><li>1. bheki will try</li><li>2. bheki will try to ride the bicycle</li><li>3. do you think he can do it</li></ol>



## MONDAY ACTIVITY 1



	<b>LOOK &amp; SAY</b>	bicycle	tried	again	fell	couldn't
	<b>SOUND OUT</b>	grin	song	long	three	
		moon	must	tree	car	
	<b>READ</b>	I will sing. I will sing a song. I will sing a song for you. I will sing a song for you under the tree. I will sing a long song for you under the big tree. I must sing a song. Will you sing a song with me? Do you like my song? Do you like my long song? Do you like my long song that I sing under the tree?				
	<b>WRITE</b>	Write the  and  words in your dictionary.				

## MONDAY ACTIVITY 2





	<b>READ</b>	Read the  and  words from Activity 1.				
	<b>READ</b>	I will grin. I will grin a big grin. I grin for you. I will grin in the car. I will grin for you in the car. I will grin a big grin for you in the car. I will grin a big grin for you in the car under the moon. Will you grin with me? Will you grin a big grin with me? Will you grin a big grin with me in the car?				
	<b>WRITE</b>	Write a <b>sentence</b> with: three Write a <b>question</b> with: long				

## TUESDAY ACTIVITY 1





	<b>LOOK &amp; SAY</b>	bicycle	tried	again	fell	couldn't
	<b>SOUND OUT</b>	plot	plan	plug	plum	
		plump	place	play		

	<b>READ</b>	I have tried. I have tried to ride. I have tried to ride my bicycle to the place. I have tried to ride my bicycle to the place to play. I have tried to ride my bicycle to the place to play again. I have tried to ride my bicycle to the place to play again and fell. Will you ride with me to the place? Will you ride with me to the place to play?
	<b>WRITE</b>	<ol style="list-style-type: none"> <li>1. What did I ride? I rode a _____.</li> <li>2. Where did I try to ride? I tried to ride to the _____.</li> </ol>







## TUESDAY ACTIVITY 2

	<b>READ</b>	Read the  and  words from Activity 1.
	<b>WRITE</b>	Write a <b>sentence</b> with: plug Write a <b>question</b> with: plot





## WEDNESDAY ACTIVITY 1

	<b>LOOK &amp; SAY</b>	bicycle	tried	again	fell	couldn't
	<b>SOUND OUT</b>	fur	turn	burn	hurt	
	<b>READ</b>	I tried. I tried and I fell. I tried and I fell and got hurt. I tried and I fell and got hurt making a turn. I tried and fell and got hurt making a turn on my bicycle. I will try again. I will try and make a turn on my bicycle again. I will try and make a turn on my bicycle again and not get hurt. Will you try again with me?				
	<b>WRITE</b>	<ol style="list-style-type: none"> <li>1. What happened when I tried? I _____ when I tried.</li> <li>2. How did I get hurt? I got hurt when I made a _____ on my bicycle.</li> </ol>				





## WEDNESDAY ACTIVITY 2

	<b>READ</b>	Read the  and  words from Activity 1.
	<b>WRITE</b>	Write the  and  words in your dictionary. Write a <b>sentence</b> with: fur Write a <b>question</b> with: burn





## THURSDAY ACTIVITY 1

	<b>LOOK &amp; SAY</b>	bicycle	tried	again	fell	couldn't
	<b>SOUND OUT</b>	fur	turn	burn	hurt	
		plot	plan	plug	plum	
	<b>READ</b>	<p>Bheki will try. Bheki will try to ride. Bheki will try to ride the bicycle. Bheki will try to ride the bicycle again. Bheki will try to ride the bicycle again and he will fall. He will try to ride and he will fall and get hurt. He will try and ride his bicycle and make a turn. Do you think he can do it? Do you think he can make a turn on his bicycle? He did it!</p> 				





## THURSDAY ACTIVITY 2

	<b>READ</b>	Read the  and  words from Activity 1.
	<b>WRITE</b>	<ol style="list-style-type: none"><li>Who will ride? _____ will ride.</li><li>What will he ride? He will ride a _____.</li><li>What happened when he fell? He got _____.</li><li>Did he try again? Yes/no, he did/didn't try again.</li><li>Could he do it? Yes/no, he could/couldn't do it.</li></ol>







## FRIDAY ACTIVITY 1

	<b>READ</b>	Read the  and  words again.
	<b>READ</b>	Read the story from Thursday Activity 1.






## FRIDAY ACTIVITY 2

	<b>READ</b>	Read the  and  words again.
	<b>WRITE</b>	Write the sentences in your book. Fix the mistakes. <ol style="list-style-type: none"><li>bheki will try</li><li>bheki will try to ride the bicycle</li><li>do you think he can do it</li></ol>



## MONDAY ACTIVITY 1



	<b>LOOK &amp; SAY</b>	bicycle	tried	again	fell	couldn't
	<b>SOUND OUT</b>	grin	song	long	three	
		moon	must	tree	car	
	<b>READ</b>	I will sing. I will sing a song. I will sing a song for you. I will sing a song for you under the tree. I will sing a long song for you under the big tree. I must sing a song. Will you sing a song with me? Do you like my song? Do you like my long song? Do you like my long song that I sing under the tree?				
	<b>WRITE</b>	Write the  and  words in your dictionary.				

## MONDAY ACTIVITY 2





	<b>READ</b>	Read the  and  words from Activity 1.				
	<b>READ</b>	I will grin. I will grin a big grin. I grin for you. I will grin in the car. I will grin for you in the car. I will grin a big grin for you in the car. I will grin a big grin for you in the car under the moon. Will you grin with me? Will you grin a big grin with me? Will you grin a big grin with me in the car?				
	<b>WRITE</b>	Write a <b>sentence</b> with: three Write a <b>question</b> with: long				

## TUESDAY ACTIVITY 1





	<b>LOOK &amp; SAY</b>	bicycle	tried	again	fell	couldn't
	<b>SOUND OUT</b>	plot	plan	plug	plum	
		plump	place	play		

	<b>READ</b>	I have tried. I have tried to ride. I have tried to ride my bicycle to the place. I have tried to ride my bicycle to the place to play. I have tried to ride my bicycle to the place to play again. I have tried to ride my bicycle to the place to play again and fell. Will you ride with me to the place? Will you ride with me to the place to play?
	<b>WRITE</b>	<ol style="list-style-type: none"> <li>1. What did I ride? I rode a _____.</li> <li>2. Where did I try to ride? I tried to ride to the _____.</li> </ol>

## TUESDAY ACTIVITY 2







	<b>READ</b>	Read the  and  words from Activity 1.
	<b>WRITE</b>	Write a <b>sentence</b> with: plug Write a <b>question</b> with: plot

## WEDNESDAY ACTIVITY 1





	<b>LOOK &amp; SAY</b>	bicycle	tried	again	fell	couldn't
	<b>SOUND OUT</b>	fur	turn	burn	hurt	
	<b>READ</b>	I tried. I tried and I fell. I tried and I fell and got hurt. I tried and I fell and got hurt making a turn. I tried and fell and got hurt making a turn on my bicycle. I will try again. I will try and make a turn on my bicycle again. I will try and make a turn on my bicycle again and not get hurt. Will you try again with me?				
	<b>WRITE</b>	<ol style="list-style-type: none"> <li>1. What happened when I tried? I _____ when I tried.</li> <li>2. How did I get hurt? I got hurt when I made a _____ on my bicycle.</li> </ol>				







## WEDNESDAY ACTIVITY 2

	<b>READ</b>	Read the  and  words from Activity 1.
	<b>WRITE</b>	Write the  and  words in your dictionary. Write a <b>sentence</b> with: fur Write a <b>question</b> with: burn





## THURSDAY ACTIVITY 1

	<b>LOOK &amp; SAY</b>	bicycle	tried	again	fell	couldn't
	<b>SOUND OUT</b>	fur	turn	burn	hurt	
		plot	plan	plug	plum	
	<b>READ</b>	<p>Bheki will try. Bheki will try to ride. Bheki will try to ride the bicycle. Bheki will try to ride the bicycle again. Bheki will try to ride the bicycle again and he will fall. He will try to ride and he will fall and get hurt. He will try and ride his bicycle and make a turn. Do you think he can do it? Do you think he can make a turn on his bicycle? He did it!</p> 				





## THURSDAY ACTIVITY 2

	<b>READ</b>	Read the  and  words from Activity 1.
	<b>WRITE</b>	<ol style="list-style-type: none"><li>Who will ride? _____ will ride.</li><li>What will he ride? He will ride a _____.</li><li>What happened when he fell? He got _____.</li><li>Did he try again? Yes/no, he did/didn't try again.</li><li>Could he do it? Yes/no, he could/couldn't do it.</li></ol>







## FRIDAY ACTIVITY 1

	<b>READ</b>	Read the  and  words again.
	<b>READ</b>	Read the story from Thursday Activity 1.






## FRIDAY ACTIVITY 2

	<b>READ</b>	Read the  and  words again.
	<b>WRITE</b>	Write the sentences in your book. Fix the mistakes. <ol style="list-style-type: none"><li>bheki will try</li><li>bheki will try to ride the bicycle</li><li>do you think he can do it</li></ol>



## MONDAY ACTIVITY 1



	<b>LOOK &amp; SAY</b>	bicycle	tried	again	fell	couldn't
	<b>SOUND OUT</b>	grin	song	long	three	
		moon	must	tree	car	
	<b>READ</b>	I will sing. I will sing a song. I will sing a song for you. I will sing a song for you under the tree. I will sing a long song for you under the big tree. I must sing a song. Will you sing a song with me? Do you like my song? Do you like my long song? Do you like my long song that I sing under the tree?				
	<b>WRITE</b>	Write the  and  words in your dictionary.				

## MONDAY ACTIVITY 2





	<b>READ</b>	Read the  and  words from Activity 1.				
	<b>READ</b>	I will grin. I will grin a big grin. I grin for you. I will grin in the car. I will grin for you in the car. I will grin a big grin for you in the car. I will grin a big grin for you in the car under the moon. Will you grin with me? Will you grin a big grin with me? Will you grin a big grin with me in the car?				
	<b>WRITE</b>	Write a <b>sentence</b> with: three Write a <b>question</b> with: long				

## TUESDAY ACTIVITY 1





	<b>LOOK &amp; SAY</b>	bicycle	tried	again	fell	couldn't
	<b>SOUND OUT</b>	plot	plan	plug	plum	
		plump	place	play		

	<b>READ</b>	I have tried. I have tried to ride. I have tried to ride my bicycle to the place. I have tried to ride my bicycle to the place to play. I have tried to ride my bicycle to the place to play again. I have tried to ride my bicycle to the place to play again and fell. Will you ride with me to the place? Will you ride with me to the place to play?
	<b>WRITE</b>	<ol style="list-style-type: none"> <li>1. What did I ride? I rode a _____.</li> <li>2. Where did I try to ride? I tried to ride to the _____.</li> </ol>







## TUESDAY ACTIVITY 2

	<b>READ</b>	Read the  and  words from Activity 1.
	<b>WRITE</b>	Write a <b>sentence</b> with: plug Write a <b>question</b> with: plot




## WEDNESDAY ACTIVITY 1

	<b>LOOK &amp; SAY</b>	bicycle	tried	again	fell	couldn't
	<b>SOUND OUT</b>	fur	turn	burn	hurt	
	<b>READ</b>	I tried. I tried and I fell. I tried and I fell and got hurt. I tried and I fell and got hurt making a turn. I tried and fell and got hurt making a turn on my bicycle. I will try again. I will try and make a turn on my bicycle again. I will try and make a turn on my bicycle again and not get hurt. Will you try again with me?				
	<b>WRITE</b>	<ol style="list-style-type: none"> <li>1. What happened when I tried? I _____ when I tried.</li> <li>2. How did I get hurt? I got hurt when I made a _____ on my bicycle.</li> </ol>				

## WEDNESDAY ACTIVITY 2





	<b>READ</b>	Read the  and  words from Activity 1.
	<b>WRITE</b>	Write the  and  words in your dictionary. Write a <b>sentence</b> with: fur Write a <b>question</b> with: burn

## THURSDAY ACTIVITY 1





	<b>LOOK &amp; SAY</b>	bicycle	tried	again	fell	couldn't
	<b>SOUND OUT</b>	fur	turn	burn	hurt	
		plot	plan	plug	plum	
	<b>READ</b>	<p>Bheki will try. Bheki will try to ride. Bheki will try to ride the bicycle. Bheki will try to ride the bicycle again. Bheki will try to ride the bicycle again and he will fall. He will try to ride and he will fall and get hurt. He will try and ride his bicycle and make a turn. Do you think he can do it? Do you think he can make a turn on his bicycle? He did it!</p>				







## THURSDAY ACTIVITY 2

	<b>READ</b>	Read the  and  words from Activity 1.
	<b>WRITE</b>	<ol style="list-style-type: none"><li>1. Who will ride? _____ will ride.</li><li>2. What will he ride? He will ride a _____.</li><li>3. What happened when he fell? He got _____.</li><li>4. Did he try again? Yes/no, he did/didn't try again.</li><li>5. Could he do it? Yes/no, he could/couldn't do it.</li></ol>

## FRIDAY ACTIVITY 1







	<b>READ</b>	Read the  and  words again.
	<b>READ</b>	Read the story from Thursday Activity 1.

## FRIDAY ACTIVITY 2






	<b>READ</b>	Read the  and  words again.
	<b>WRITE</b>	Write the sentences in your book. Fix the mistakes. <ol style="list-style-type: none"><li>1. bheki will try</li><li>2. bheki will try to ride the bicycle</li><li>3. do you think he can do it</li></ol>





## MONDAY ACTIVITY 1

	<b>LOOK &amp; SAY</b>	bicycle	tried	again	fell	couldn't
	<b>SOUND OUT</b>	grin	song	long	three	
		moon	must	tree	car	
	<b>READ</b>	I will sing. I will sing a song. I will sing a song for you. I will sing a song for you under the tree. I will sing a long song for you under the big tree. I must sing a song. Will you sing a song with me? Do you like my song? Do you like my long song? Do you like my long song that I sing under the tree?				
	<b>WRITE</b>	Write the  and  words in your dictionary.				



## MONDAY ACTIVITY 2

	<b>READ</b>	Read the  and  words from Activity 1.				
	<b>READ</b>	I will grin. I will grin a big grin. I grin for you. I will grin in the car. I will grin for you in the car. I will grin a big grin for you in the car. I will grin a big grin for you in the car under the moon. Will you grin with me? Will you grin a big grin with me? Will you grin a big grin with me in the car?				
	<b>WRITE</b>	Write a <b>sentence</b> with: three Write a <b>question</b> with: long				





## TUESDAY ACTIVITY 1

	<b>LOOK &amp; SAY</b>	bicycle	tried	again	fell	couldn't
	<b>SOUND OUT</b>	plot	plan	plug	plum	
		plump	place	play		







	<b>READ</b>	I have tried. I have tried to ride. I have tried to ride my bicycle to the place. I have tried to ride my bicycle to the place to play. I have tried to ride my bicycle to the place to play again. I have tried to ride my bicycle to the place to play again and fell. Will you ride with me to the place? Will you ride with me to the place to play?
	<b>WRITE</b>	<ol style="list-style-type: none"> <li>1. What did I ride? I rode a _____.</li> <li>2. Where did I try to ride? I tried to ride to the _____.</li> </ol>







## TUESDAY ACTIVITY 2

	<b>READ</b>	Read the  and  words from Activity 1.
	<b>WRITE</b>	Write a <b>sentence</b> with: plug Write a <b>question</b> with: plot




## WEDNESDAY ACTIVITY 1

	<b>LOOK &amp; SAY</b>	bicycle	tried	again	fell	couldn't
	<b>SOUND OUT</b>	fur	turn	burn	hurt	
	<b>READ</b>	I tried. I tried and I fell. I tried and I fell and got hurt. I tried and I fell and got hurt making a turn. I tried and fell and got hurt making a turn on my bicycle. I will try again. I will try and make a turn on my bicycle again. I will try and make a turn on my bicycle again and not get hurt. Will you try again with me?				
	<b>WRITE</b>	<ol style="list-style-type: none"> <li>1. What happened when I tried? I _____ when I tried.</li> <li>2. How did I get hurt? I got hurt when I made a _____ on my bicycle.</li> </ol>				

## WEDNESDAY ACTIVITY 2





	<b>READ</b>	Read the  and  words from Activity 1.
	<b>WRITE</b>	Write the  and  words in your dictionary. Write a <b>sentence</b> with: fur Write a <b>question</b> with: burn

## THURSDAY ACTIVITY 1





	<b>LOOK &amp; SAY</b>	bicycle	tried	again	fell	couldn't
	<b>SOUND OUT</b>	fur	turn	burn	hurt	
		plot	plan	plug	plum	
	<b>READ</b>	<p>Bheki will try. Bheki will try to ride. Bheki will try to ride the bicycle. Bheki will try to ride the bicycle again. Bheki will try to ride the bicycle again and he will fall. He will try to ride and he will fall and get hurt. He will try and ride his bicycle and make a turn. Do you think he can do it? Do you think he can make a turn on his bicycle? He did it!</p>				







## THURSDAY ACTIVITY 2

	<b>READ</b>	Read the  and  words from Activity 1.
	<b>WRITE</b>	<ol style="list-style-type: none"><li>Who will ride? _____ will ride.</li><li>What will he ride? He will ride a _____.</li><li>What happened when he fell? He got _____.</li><li>Did he try again? Yes/no, he did/didn't try again.</li><li>Could he do it? Yes/no, he could/couldn't do it.</li></ol>







## FRIDAY ACTIVITY 1

	<b>READ</b>	Read the  and  words again.
	<b>READ</b>	Read the story from Thursday Activity 1.






## FRIDAY ACTIVITY 2

	<b>READ</b>	Read the  and  words again.
	<b>WRITE</b>	Write the sentences in your book. Fix the mistakes. <ol style="list-style-type: none"><li>bheki will try</li><li>bheki will try to ride the bicycle</li><li>do you think he can do it</li></ol>



## MONDAY ACTIVITY 1



	<b>LOOK &amp; SAY</b>	bicycle	tried	again	fell	couldn't
	<b>SOUND OUT</b>	grin	song	long	three	
		moon	must	tree	car	
	<b>READ</b>	I will sing. I will sing a song. I will sing a song for you. I will sing a song for you under the tree. I will sing a long song for you under the big tree. I must sing a song. Will you sing a song with me? Do you like my song? Do you like my long song? Do you like my long song that I sing under the tree?				
	<b>WRITE</b>	Write the  and  words in your dictionary.				

## MONDAY ACTIVITY 2





	<b>READ</b>	Read the  and  words from Activity 1.				
	<b>READ</b>	I will grin. I will grin a big grin. I grin for you. I will grin in the car. I will grin for you in the car. I will grin a big grin for you in the car. I will grin a big grin for you in the car under the moon. Will you grin with me? Will you grin a big grin with me? Will you grin a big grin with me in the car?				
	<b>WRITE</b>	Write a <b>sentence</b> with: three Write a <b>question</b> with: long				

## TUESDAY ACTIVITY 1





	<b>LOOK &amp; SAY</b>	bicycle	tried	again	fell	couldn't
	<b>SOUND OUT</b>	plot	plan	plug	plum	
		plump	place	play		

	<b>READ</b>	I have tried. I have tried to ride. I have tried to ride my bicycle to the place. I have tried to ride my bicycle to the place to play. I have tried to ride my bicycle to the place to play again. I have tried to ride my bicycle to the place to play again and fell. Will you ride with me to the place? Will you ride with me to the place to play?
	<b>WRITE</b>	<ol style="list-style-type: none"> <li>1. What did I ride? I rode a _____.</li> <li>2. Where did I try to ride? I tried to ride to the _____.</li> </ol>







## TUESDAY ACTIVITY 2

	<b>READ</b>	Read the  and  words from Activity 1.
	<b>WRITE</b>	Write a <b>sentence</b> with: plug Write a <b>question</b> with: plot




## WEDNESDAY ACTIVITY 1

	<b>LOOK &amp; SAY</b>	bicycle	tried	again	fell	couldn't
	<b>SOUND OUT</b>	fur	turn	burn	hurt	
	<b>READ</b>	I tried. I tried and I fell. I tried and I fell and got hurt. I tried and I fell and got hurt making a turn. I tried and fell and got hurt making a turn on my bicycle. I will try again. I will try and make a turn on my bicycle again. I will try and make a turn on my bicycle again and not get hurt. Will you try again with me?				
	<b>WRITE</b>	<ol style="list-style-type: none"> <li>1. What happened when I tried? I _____ when I tried.</li> <li>2. How did I get hurt? I got hurt when I made a _____ on my bicycle.</li> </ol>				

## WEDNESDAY ACTIVITY 2

	<b>READ</b>	Read the  and  words from Activity 1.
	<b>WRITE</b>	Write the  and  words in your dictionary. Write a <b>sentence</b> with: fur Write a <b>question</b> with: burn





## THURSDAY ACTIVITY 1

	<b>LOOK &amp; SAY</b>	bicycle	tried	again	fell	couldn't
	<b>SOUND OUT</b>	fur	turn	burn	hurt	
		plot	plan	plug	plum	
	<b>READ</b>	<p>Bheki will try. Bheki will try to ride. Bheki will try to ride the bicycle. Bheki will try to ride the bicycle again. Bheki will try to ride the bicycle again and he will fall. He will try to ride and he will fall and get hurt. He will try and ride his bicycle and make a turn. Do you think he can do it? Do you think he can make a turn on his bicycle? He did it!</p>				













## THURSDAY ACTIVITY 2

	<b>READ</b>	Read the  and  words from Activity 1.
	<b>WRITE</b>	<ol style="list-style-type: none"><li>Who will ride? _____ will ride.</li><li>What will he ride? He will ride a _____.</li><li>What happened when he fell? He got _____.</li><li>Did he try again? Yes/no, he did/didn't try again.</li><li>Could he do it? Yes/no, he could/couldn't do it.</li></ol>

## FRIDAY ACTIVITY 1







	<b>READ</b>	Read the  and  words again.
	<b>READ</b>	Read the story from Thursday Activity 1.

## FRIDAY ACTIVITY 2






	<b>READ</b>	Read the  and  words again.
	<b>WRITE</b>	Write the sentences in your book. Fix the mistakes. <ol style="list-style-type: none"><li>bheki will try</li><li>bheki will try to ride the bicycle</li><li>do you think he can do it</li></ol>





## MONDAY ACTIVITY 1



	<b>LOOK &amp; SAY</b>	bicycle	tried	again	fell	couldn't
	<b>SOUND OUT</b>	grin	song	long	three	
		moon	must	tree	car	
	<b>READ</b>	I will sing. I will sing a song. I will sing a song for you. I will sing a song for you under the tree. I will sing a long song for you under the big tree. I must sing a song. Will you sing a song with me? Do you like my song? Do you like my long song? Do you like my long song that I sing under the tree?				
	<b>WRITE</b>	Write the  and  words in your dictionary.				

## MONDAY ACTIVITY 2





	<b>READ</b>	Read the  and  words from Activity 1.				
	<b>READ</b>	I will grin. I will grin a big grin. I grin for you. I will grin in the car. I will grin for you in the car. I will grin a big grin for you in the car. I will grin a big grin for you in the car under the moon. Will you grin with me? Will you grin a big grin with me? Will you grin a big grin with me in the car?				
	<b>WRITE</b>	Write a <b>sentence</b> with: three Write a <b>question</b> with: long				

## TUESDAY ACTIVITY 1





	<b>LOOK &amp; SAY</b>	bicycle	tried	again	fell	couldn't
	<b>SOUND OUT</b>	plot	plan	plug	plum	
		plump	place	play		

	<b>READ</b>	I have tried. I have tried to ride. I have tried to ride my bicycle to the place. I have tried to ride my bicycle to the place to play. I have tried to ride my bicycle to the place to play again. I have tried to ride my bicycle to the place to play again and fell. Will you ride with me to the place? Will you ride with me to the place to play?
	<b>WRITE</b>	<ol style="list-style-type: none"> <li>1. What did I ride? I rode a _____.</li> <li>2. Where did I try to ride? I tried to ride to the _____.</li> </ol>







## TUESDAY ACTIVITY 2

	<b>READ</b>	Read the  and  words from Activity 1.
	<b>WRITE</b>	Write a <b>sentence</b> with: plug Write a <b>question</b> with: plot





## WEDNESDAY ACTIVITY 1

	<b>LOOK &amp; SAY</b>	bicycle	tried	again	fell	couldn't
	<b>SOUND OUT</b>	fur	turn	burn	hurt	
	<b>READ</b>	I tried. I tried and I fell. I tried and I fell and got hurt. I tried and I fell and got hurt making a turn. I tried and fell and got hurt making a turn on my bicycle. I will try again. I will try and make a turn on my bicycle again. I will try and make a turn on my bicycle again and not get hurt. Will you try again with me?				
	<b>WRITE</b>	<ol style="list-style-type: none"> <li>1. What happened when I tried? I _____ when I tried.</li> <li>2. How did I get hurt? I got hurt when I made a _____ on my bicycle.</li> </ol>				





## WEDNESDAY ACTIVITY 2

	<b>READ</b>	Read the  and  words from Activity 1.
	<b>WRITE</b>	Write the  and  words in your dictionary. Write a <b>sentence</b> with: fur Write a <b>question</b> with: burn





## THURSDAY ACTIVITY 1

	<b>LOOK &amp; SAY</b>	bicycle	tried	again	fell	couldn't
	<b>SOUND OUT</b>	fur	turn	burn	hurt	
		plot	plan	plug	plum	
	<b>READ</b>	<p>Bheki will try. Bheki will try to ride. Bheki will try to ride the bicycle. Bheki will try to ride the bicycle again. Bheki will try to ride the bicycle again and he will fall. He will try to ride and he will fall and get hurt. He will try and ride his bicycle and make a turn. Do you think he can do it? Do you think he can make a turn on his bicycle? He did it!</p> 				





## THURSDAY ACTIVITY 2

	<b>READ</b>	Read the  and  words from Activity 1.
	<b>WRITE</b>	<ol style="list-style-type: none"><li>Who will ride? _____ will ride.</li><li>What will he ride? He will ride a _____.</li><li>What happened when he fell? He got _____.</li><li>Did he try again? Yes/no, he did/didn't try again.</li><li>Could he do it? Yes/no, he could/couldn't do it.</li></ol>







## FRIDAY ACTIVITY 1

	<b>READ</b>	Read the  and  words again.
	<b>READ</b>	Read the story from Thursday Activity 1.






## FRIDAY ACTIVITY 2

	<b>READ</b>	Read the  and  words again.
	<b>WRITE</b>	Write the sentences in your book. Fix the mistakes. <ol style="list-style-type: none"><li>bheki will try</li><li>bheki will try to ride the bicycle</li><li>do you think he can do it</li></ol>



## MONDAY ACTIVITY 1



	<b>LOOK &amp; SAY</b>	bicycle	tried	again	fell	couldn't
	<b>SOUND OUT</b>	grin	song	long	three	
		moon	must	tree	car	
	<b>READ</b>	I will sing. I will sing a song. I will sing a song for you. I will sing a song for you under the tree. I will sing a long song for you under the big tree. I must sing a song. Will you sing a song with me? Do you like my song? Do you like my long song? Do you like my long song that I sing under the tree?				
	<b>WRITE</b>	Write the  and  words in your dictionary.				

## MONDAY ACTIVITY 2





	<b>READ</b>	Read the  and  words from Activity 1.				
	<b>READ</b>	I will grin. I will grin a big grin. I grin for you. I will grin in the car. I will grin for you in the car. I will grin a big grin for you in the car. I will grin a big grin for you in the car under the moon. Will you grin with me? Will you grin a big grin with me? Will you grin a big grin with me in the car?				
	<b>WRITE</b>	Write a <b>sentence</b> with: three Write a <b>question</b> with: long				

## TUESDAY ACTIVITY 1





	<b>LOOK &amp; SAY</b>	bicycle	tried	again	fell	couldn't
	<b>SOUND OUT</b>	plot	plan	plug	plum	
		plump	place	play		

	<b>READ</b>	I have tried. I have tried to ride. I have tried to ride my bicycle to the place. I have tried to ride my bicycle to the place to play. I have tried to ride my bicycle to the place to play again. I have tried to ride my bicycle to the place to play again and fell. Will you ride with me to the place? Will you ride with me to the place to play?
	<b>WRITE</b>	<ol style="list-style-type: none"> <li>1. What did I ride? I rode a _____.</li> <li>2. Where did I try to ride? I tried to ride to the _____.</li> </ol>

## TUESDAY ACTIVITY 2







	<b>READ</b>	Read the  and  words from Activity 1.
	<b>WRITE</b>	Write a <b>sentence</b> with: plug Write a <b>question</b> with: plot

## WEDNESDAY ACTIVITY 1





	<b>LOOK &amp; SAY</b>	bicycle	tried	again	fell	couldn't
	<b>SOUND OUT</b>	fur	turn	burn	hurt	
	<b>READ</b>	I tried. I tried and I fell. I tried and I fell and got hurt. I tried and I fell and got hurt making a turn. I tried and fell and got hurt making a turn on my bicycle. I will try again. I will try and make a turn on my bicycle again. I will try and make a turn on my bicycle again and not get hurt. Will you try again with me?				
	<b>WRITE</b>	<ol style="list-style-type: none"> <li>1. What happened when I tried? I _____ when I tried.</li> <li>2. How did I get hurt? I got hurt when I made a _____ on my bicycle.</li> </ol>				



## WEDNESDAY ACTIVITY 2





	<b>READ</b>	Read the  and  words from Activity 1.
	<b>WRITE</b>	Write the  and  words in your dictionary. Write a <b>sentence</b> with: fur Write a <b>question</b> with: burn

## THURSDAY ACTIVITY 1





	<b>LOOK &amp; SAY</b>	bicycle	tried	again	fell	couldn't
	<b>SOUND OUT</b>	fur	turn	burn	hurt	
	<b>READ</b>	<p>Bheki will try. Bheki will try to ride. Bheki will try to ride the bicycle. Bheki will try to ride the bicycle again. Bheki will try to ride the bicycle again and he will fall. He will try to ride and he will fall and get hurt. He will try and ride his bicycle and make a turn. Do you think he can do it? Do you think he can make a turn on his bicycle? He did it!</p> 				







## THURSDAY ACTIVITY 2

	<b>READ</b>	Read the  and  words from Activity 1.
	<b>WRITE</b>	<ol style="list-style-type: none"><li>Who will ride? _____ will ride.</li><li>What will he ride? He will ride a _____.</li><li>What happened when he fell? He got _____.</li><li>Did he try again? Yes/no, he did/didn't try again.</li><li>Could he do it? Yes/no, he could/couldn't do it.</li></ol>







## FRIDAY ACTIVITY 1

	<b>READ</b>	Read the  and  words again.
	<b>READ</b>	Read the story from Thursday Activity 1.






## FRIDAY ACTIVITY 2

	<b>READ</b>	Read the  and  words again.
	<b>WRITE</b>	Write the sentences in your book. Fix the mistakes. <ol style="list-style-type: none"><li>bheki will try</li><li>bheki will try to ride the bicycle</li><li>do you think he can do it</li></ol>



## MONDAY ACTIVITY 1



	<b>LOOK &amp; SAY</b>	bicycle	tried	again	fell	couldn't
	<b>SOUND OUT</b>	grin	song	long	three	
		moon	must	tree	car	
	<b>READ</b>	I will sing. I will sing a song. I will sing a song for you. I will sing a song for you under the tree. I will sing a long song for you under the big tree. I must sing a song. Will you sing a song with me? Do you like my song? Do you like my long song? Do you like my long song that I sing under the tree?				
	<b>WRITE</b>	Write the  and  words in your dictionary.				

## MONDAY ACTIVITY 2





	<b>READ</b>	Read the  and  words from Activity 1.				
	<b>READ</b>	I will grin. I will grin a big grin. I grin for you. I will grin in the car. I will grin for you in the car. I will grin a big grin for you in the car. I will grin a big grin for you in the car under the moon. Will you grin with me? Will you grin a big grin with me? Will you grin a big grin with me in the car?				
	<b>WRITE</b>	Write a <b>sentence</b> with: three Write a <b>question</b> with: long				

## TUESDAY ACTIVITY 1





	<b>LOOK &amp; SAY</b>	bicycle	tried	again	fell	couldn't
	<b>SOUND OUT</b>	plot	plan	plug	plum	
		plump	place	play		

	<b>READ</b>	I have tried. I have tried to ride. I have tried to ride my bicycle to the place. I have tried to ride my bicycle to the place to play. I have tried to ride my bicycle to the place to play again. I have tried to ride my bicycle to the place to play again and fell. Will you ride with me to the place? Will you ride with me to the place to play?
	<b>WRITE</b>	<ol style="list-style-type: none"> <li>1. What did I ride? I rode a _____.</li> <li>2. Where did I try to ride? I tried to ride to the _____.</li> </ol>







## TUESDAY ACTIVITY 2

	<b>READ</b>	Read the  and  words from Activity 1.
	<b>WRITE</b>	Write a <b>sentence</b> with: plug Write a <b>question</b> with: plot




## WEDNESDAY ACTIVITY 1

	<b>LOOK &amp; SAY</b>	bicycle	tried	again	fell	couldn't
	<b>SOUND OUT</b>	fur	turn	burn	hurt	
	<b>READ</b>	I tried. I tried and I fell. I tried and I fell and got hurt. I tried and I fell and got hurt making a turn. I tried and fell and got hurt making a turn on my bicycle. I will try again. I will try and make a turn on my bicycle again. I will try and make a turn on my bicycle again and not get hurt. Will you try again with me?				
	<b>WRITE</b>	<ol style="list-style-type: none"> <li>1. What happened when I tried? I _____ when I tried.</li> <li>2. How did I get hurt? I got hurt when I made a _____ on my bicycle.</li> </ol>				

## WEDNESDAY ACTIVITY 2





	<b>READ</b>	Read the  and  words from Activity 1.
	<b>WRITE</b>	Write the  and  words in your dictionary. Write a <b>sentence</b> with: fur Write a <b>question</b> with: burn

## THURSDAY ACTIVITY 1





	<b>LOOK &amp; SAY</b>	bicycle	tried	again	fell	couldn't
	<b>SOUND OUT</b>	fur	turn	burn	hurt	
		plot	plan	plug	plum	
	<b>READ</b>	<p>Bheki will try. Bheki will try to ride. Bheki will try to ride the bicycle. Bheki will try to ride the bicycle again. Bheki will try to ride the bicycle again and he will fall. He will try to ride and he will fall and get hurt. He will try and ride his bicycle and make a turn. Do you think he can do it? Do you think he can make a turn on his bicycle? He did it!</p>				







## THURSDAY ACTIVITY 2

	<b>READ</b>	Read the  and  words from Activity 1.
	<b>WRITE</b>	<ol style="list-style-type: none"><li>Who will ride? _____ will ride.</li><li>What will he ride? He will ride a _____.</li><li>What happened when he fell? He got _____.</li><li>Did he try again? Yes/no, he did/didn't try again.</li><li>Could he do it? Yes/no, he could/couldn't do it.</li></ol>







## FRIDAY ACTIVITY 1

	<b>READ</b>	Read the  and  words again.
	<b>READ</b>	Read the story from Thursday Activity 1.






## FRIDAY ACTIVITY 2

	<b>READ</b>	Read the  and  words again.
	<b>WRITE</b>	Write the sentences in your book. Fix the mistakes. <ol style="list-style-type: none"><li>bheki will try</li><li>bheki will try to ride the bicycle</li><li>do you think he can do it</li></ol>



## MONDAY ACTIVITY 1



	<b>LOOK &amp; SAY</b>	bicycle	tried	again	fell	couldn't
	<b>SOUND OUT</b>	grin	song	long	three	
		moon	must	tree	car	
	<b>READ</b>	I will sing. I will sing a song. I will sing a song for you. I will sing a song for you under the tree. I will sing a long song for you under the big tree. I must sing a song. Will you sing a song with me? Do you like my song? Do you like my long song? Do you like my long song that I sing under the tree?				
	<b>WRITE</b>	Write the  and  words in your dictionary.				

## MONDAY ACTIVITY 2





	<b>READ</b>	Read the  and  words from Activity 1.				
	<b>READ</b>	I will grin. I will grin a big grin. I grin for you. I will grin in the car. I will grin for you in the car. I will grin a big grin for you in the car. I will grin a big grin for you in the car under the moon. Will you grin with me? Will you grin a big grin with me? Will you grin a big grin with me in the car?				
	<b>WRITE</b>	Write a <b>sentence</b> with: three Write a <b>question</b> with: long				

## TUESDAY ACTIVITY 1





	<b>LOOK &amp; SAY</b>	bicycle	tried	again	fell	couldn't
	<b>SOUND OUT</b>	plot	plan	plug	plum	
		plump	place	play		

	<b>READ</b>	I have tried. I have tried to ride. I have tried to ride my bicycle to the place. I have tried to ride my bicycle to the place to play. I have tried to ride my bicycle to the place to play again. I have tried to ride my bicycle to the place to play again and fell. Will you ride with me to the place? Will you ride with me to the place to play?
	<b>WRITE</b>	<ol style="list-style-type: none"> <li>1. What did I ride? I rode a _____.</li> <li>2. Where did I try to ride? I tried to ride to the _____.</li> </ol>

## TUESDAY ACTIVITY 2







	<b>READ</b>	Read the  and  words from Activity 1.
	<b>WRITE</b>	Write a <b>sentence</b> with: plug Write a <b>question</b> with: plot

## WEDNESDAY ACTIVITY 1





	<b>LOOK &amp; SAY</b>	bicycle	tried	again	fell	couldn't
	<b>SOUND OUT</b>	fur	turn	burn	hurt	
	<b>READ</b>	I tried. I tried and I fell. I tried and I fell and got hurt. I tried and I fell and got hurt making a turn. I tried and fell and got hurt making a turn on my bicycle. I will try again. I will try and make a turn on my bicycle again. I will try and make a turn on my bicycle again and not get hurt. Will you try again with me?				
	<b>WRITE</b>	<ol style="list-style-type: none"> <li>1. What happened when I tried? I _____ when I tried.</li> <li>2. How did I get hurt? I got hurt when I made a _____ on my bicycle.</li> </ol>				







## WEDNESDAY ACTIVITY 2

	<b>READ</b>	Read the  and  words from Activity 1.
	<b>WRITE</b>	Write the  and  words in your dictionary. Write a <b>sentence</b> with: fur Write a <b>question</b> with: burn





## THURSDAY ACTIVITY 1

	<b>LOOK &amp; SAY</b>	bicycle	tried	again	fell	couldn't
	<b>SOUND OUT</b>	fur	turn	burn	hurt	
		plot	plan	plug	plum	
	<b>READ</b>	<p>Bheki will try. Bheki will try to ride. Bheki will try to ride the bicycle. Bheki will try to ride the bicycle again. Bheki will try to ride the bicycle again and he will fall. He will try to ride and he will fall and get hurt. He will try and ride his bicycle and make a turn. Do you think he can do it? Do you think he can make a turn on his bicycle? He did it!</p> 				





## THURSDAY ACTIVITY 2

	<b>READ</b>	Read the  and  words from Activity 1.
	<b>WRITE</b>	<ol style="list-style-type: none"><li>Who will ride? _____ will ride.</li><li>What will he ride? He will ride a _____.</li><li>What happened when he fell? He got _____.</li><li>Did he try again? Yes/no, he did/didn't try again.</li><li>Could he do it? Yes/no, he could/couldn't do it.</li></ol>







## FRIDAY ACTIVITY 1

	<b>READ</b>	Read the  and  words again.
	<b>READ</b>	Read the story from Thursday Activity 1.






## FRIDAY ACTIVITY 2

	<b>READ</b>	Read the  and  words again.
	<b>WRITE</b>	Write the sentences in your book. Fix the mistakes. <ol style="list-style-type: none"><li>bheki will try</li><li>bheki will try to ride the bicycle</li><li>do you think he can do it</li></ol>



## MONDAY ACTIVITY 1



	<b>LOOK &amp; SAY</b>	bicycle	tried	again	fell	couldn't
	<b>SOUND OUT</b>	grin	song	long	three	
		moon	must	tree	car	
	<b>READ</b>	I will sing. I will sing a song. I will sing a song for you. I will sing a song for you under the tree. I will sing a long song for you under the big tree. I must sing a song. Will you sing a song with me? Do you like my song? Do you like my long song? Do you like my long song that I sing under the tree?				
	<b>WRITE</b>	Write the  and  words in your dictionary.				

## MONDAY ACTIVITY 2





	<b>READ</b>	Read the  and  words from Activity 1.				
	<b>READ</b>	I will grin. I will grin a big grin. I grin for you. I will grin in the car. I will grin for you in the car. I will grin a big grin for you in the car. I will grin a big grin for you in the car under the moon. Will you grin with me? Will you grin a big grin with me? Will you grin a big grin with me in the car?				
	<b>WRITE</b>	Write a <b>sentence</b> with: three Write a <b>question</b> with: long				

## TUESDAY ACTIVITY 1





	<b>LOOK &amp; SAY</b>	bicycle	tried	again	fell	couldn't
	<b>SOUND OUT</b>	plot	plan	plug	plum	
		plump	place	play		

	<b>READ</b>	I have tried. I have tried to ride. I have tried to ride my bicycle to the place. I have tried to ride my bicycle to the place to play. I have tried to ride my bicycle to the place to play again. I have tried to ride my bicycle to the place to play again and fell. Will you ride with me to the place? Will you ride with me to the place to play?
	<b>WRITE</b>	<ol style="list-style-type: none"> <li>1. What did I ride? I rode a _____.</li> <li>2. Where did I try to ride? I tried to ride to the _____.</li> </ol>







## TUESDAY ACTIVITY 2

	<b>READ</b>	Read the  and  words from Activity 1.
	<b>WRITE</b>	Write a <b>sentence</b> with: plug Write a <b>question</b> with: plot




## WEDNESDAY ACTIVITY 1

	<b>LOOK &amp; SAY</b>	bicycle	tried	again	fell	couldn't
	<b>SOUND OUT</b>	fur	turn	burn	hurt	
	<b>READ</b>	I tried. I tried and I fell. I tried and I fell and got hurt. I tried and I fell and got hurt making a turn. I tried and fell and got hurt making a turn on my bicycle. I will try again. I will try and make a turn on my bicycle again. I will try and make a turn on my bicycle again and not get hurt. Will you try again with me?				
	<b>WRITE</b>	<ol style="list-style-type: none"> <li>1. What happened when I tried? I _____ when I tried.</li> <li>2. How did I get hurt? I got hurt when I made a _____ on my bicycle.</li> </ol>				

## WEDNESDAY ACTIVITY 2





	<b>READ</b>	Read the  and  words from Activity 1.
	<b>WRITE</b>	Write the  and  words in your dictionary. Write a <b>sentence</b> with: fur Write a <b>question</b> with: burn

## THURSDAY ACTIVITY 1





	<b>LOOK &amp; SAY</b>	bicycle	tried	again	fell	couldn't
	<b>SOUND OUT</b>	fur	turn	burn	hurt	
		plot	plan	plug	plum	
	<b>READ</b>	<p>Bheki will try. Bheki will try to ride. Bheki will try to ride the bicycle. Bheki will try to ride the bicycle again. Bheki will try to ride the bicycle again and he will fall. He will try to ride and he will fall and get hurt. He will try and ride his bicycle and make a turn. Do you think he can do it? Do you think he can make a turn on his bicycle? He did it!</p>				







## THURSDAY ACTIVITY 2

	<b>READ</b>	Read the  and  words from Activity 1.
	<b>WRITE</b>	<ol style="list-style-type: none"><li>Who will ride? _____ will ride.</li><li>What will he ride? He will ride a _____.</li><li>What happened when he fell? He got _____.</li><li>Did he try again? Yes/no, he did/didn't try again.</li><li>Could he do it? Yes/no, he could/couldn't do it.</li></ol>

## FRIDAY ACTIVITY 1







	<b>READ</b>	Read the  and  words again.
	<b>READ</b>	Read the story from Thursday Activity 1.

## FRIDAY ACTIVITY 2






	<b>READ</b>	Read the  and  words again.
	<b>WRITE</b>	Write the sentences in your book. Fix the mistakes. <ol style="list-style-type: none"><li>bheki will try</li><li>bheki will try to ride the bicycle</li><li>do you think he can do it</li></ol>





#### MONDAY ACTIVITY 1

	<b>LOOK &amp; SAY</b>	known	believed	better	there	one
	<b>SOUND OUT</b>	fur	turn	burn	hurt	
		plot	plan	plug	plum	
	<b>READ</b>	It will not be good. It will not be good if you burn. It will not be good if you burn the plum. It will not be good if you burn the plum in the pot. You must turn the plum. You must turn the plum in the pot. You must turn the plum so that it does not burn. Can you turn? Can you turn the plum? Can you turn the plum in the pot?				
	<b>WRITE</b>	Write the  and  words in your dictionary.				



#### MONDAY ACTIVITY 2

	<b>READ</b>	Read the  and  words from Activity 1.				
	<b>READ</b>	I will plot. I will plot a plan. I will plot a better plan. I will plot a better plan to hurt. I will plot a better plan to hurt the boy. Is it good? Is it good to plan? Is it good to plot a plan? Is it good to plot a plan to hurt? Is it good to plot a plan to hurt a boy? No, it is not good. No, it is not good to plot a plan!				
	<b>WRITE</b>	Write a <b>sentence</b> with: turn Write a <b>question</b> with: better				





#### TUESDAY ACTIVITY 1

	<b>LOOK &amp; SAY</b>	known	believed	better	there	one
	<b>SOUND OUT</b>	spot	spit	spin	spun	
		spat	spoon			







	<b>READ</b>	<p>Look at the boy! Look at the boy spit. Look at the boy spit in the spoon. Can you see the boy? Can you see the boy spit? Can you see the boy spit in the spoon? I can't believe it! I can't believe the boy. I can't believe the boy spat. I can't believe the boy spat in the spoon. Will you spit? Will you spit in a spoon? No! No you must not. No you must not spit in a spoon.</p>
	<b>WRITE</b>	<ol style="list-style-type: none"> <li>1. What did the boy do? The boy _____ in a spoon.</li> <li>2. Will you spit in a spoon? Yes/No, I will/ will not spit in a spoon.</li> </ol>







## TUESDAY ACTIVITY 2

	<b>READ</b>	<p>Read the  and  words from Activity 1.</p>
	<b>WRITE</b>	<p>Write a sentence with: spot Write a question with: one</p>




## WEDNESDAY ACTIVITY 1


	<b>LOOK &amp; SAY</b>	known	believed	better	there	one
	<b>SOUND OUT</b>	cow	how	now	brown	
	<b>READ</b>	<p>A sow? A sow is a pig. A sow is girl pig. A sow is a girl pig on a farm. A cow. A cow lives on the farm. A cow lives on the farm with the sow. A brown cow lives on the farm with the sow. Is the sow brown? No. The sow is not brown. The sow is pink. How many cows can you see? I can see one cow.</p>				
	<b>WRITE</b>	<ol style="list-style-type: none"> <li>1. What is a sow? A sow is a girl _____.</li> <li>2. What colour is the cow? The cow is _____.</li> </ol>				

## WEDNESDAY ACTIVITY 2





	<b>READ</b>	Read the  and  words from Activity 1.
	<b>WRITE</b>	Write the  and  words in your dictionary. Write a <b>sentence</b> with: frown Write a <b>question</b> with: better

## THURSDAY ACTIVITY 1





	<b>LOOK &amp; SAY</b>	known	believed	better	there	one
	<b>SOUND OUT</b>	fur	turn	burn	hurt	
	<b>READ</b>	<p>Li Jie believed. Lie Jie believed he is the best. Lie Jie was known for being the best. Lie Jie believed there was no one better. Lie Jie could shoot. He could shoot his arrow. Lie Jie could shoot his arrow and hit the right spot! Lie Jie could not understand. Lie Jie could not understand how there could be anyone better. Lie Jie understands. Lie Jie now understands. He understands that there can be someone better.</p>				







## THURSDAY ACTIVITY 2

	<b>READ</b>	Read the  and  words from Activity 1.
	<b>WRITE</b>	<ol style="list-style-type: none"><li>Who is the best? _____ is the best.</li><li>What did Lie Jie believe? He believed he was the _____.</li><li>Did Lie Ji believe there was anyone better? Yes/No, he did/ did not believe there was anyone better.</li><li>Where did Lie Jie's arrow hit? His arrow hit on the _____.</li><li>Does Lie Jie understand that there can be someone better? Yes/No, he does/does not understand there can be someone better.</li></ol>







## FRIDAY ACTIVITY 1

	<b>READ</b>	Read the  and  words again.
	<b>READ</b>	Read the story from Thursday Activity 1.






## FRIDAY ACTIVITY 2

	<b>READ</b>	Read the  and  words again.
	<b>WRITE</b>	Write the sentences in your book. Fix the mistakes. <ol style="list-style-type: none"><li>lie jie believed he is the best</li><li>lie jie could shoot his arrow and hit the right spot</li><li>lie jie understands</li></ol>



#### MONDAY ACTIVITY 1



	<b>LOOK &amp; SAY</b>	known	believed	better	there	one
	<b>SOUND OUT</b>	fur	turn	burn	hurt	
		plot	plan	plug	plum	
	<b>READ</b>	It will not be good. It will not be good if you burn. It will not be good if you burn the plum. It will not be good if you burn the plum in the pot. You must turn the plum. You must turn the plum in the pot. You must turn the plum so that it does not burn. Can you turn? Can you turn the plum? Can you turn the plum in the pot?				
	<b>WRITE</b>	Write the  and  words in your dictionary.				

#### MONDAY ACTIVITY 2





	<b>READ</b>	Read the  and  words from Activity 1.				
	<b>READ</b>	I will plot. I will plot a plan. I will plot a better plan. I will plot a better plan to hurt. I will plot a better plan to hurt the boy. Is it good? Is it good to plan? Is it good to plot a plan? Is it good to plot a plan to hurt? Is it good to plot a plan to hurt a boy? No, it is not good. No, it is not good to plot a plan!				
	<b>WRITE</b>	Write a <b>sentence</b> with: turn Write a <b>question</b> with: better				

#### TUESDAY ACTIVITY 1





	<b>LOOK &amp; SAY</b>	known	believed	better	there	one
	<b>SOUND OUT</b>	spot	spit	spin	spun	
		spat	spoon			

	<b>READ</b>	<p>Look at the boy! Look at the boy spit. Look at the boy spit in the spoon. Can you see the boy? Can you see the boy spit? Can you see the boy spit in the spoon? I can't believe it! I can't believe the boy. I can't believe the boy spat. I can't believe the boy spat in the spoon. Will you spit? Will you spit in a spoon? No! No you must not. No you must not spit in a spoon.</p>
	<b>WRITE</b>	<ol style="list-style-type: none"> <li>1. What did the boy do? The boy _____ in a spoon.</li> <li>2. Will you spit in a spoon? Yes/No, I will/ will not spit in a spoon.</li> </ol>







## TUESDAY ACTIVITY 2

	<b>READ</b>	<p>Read the  and  words from Activity 1.</p>
	<b>WRITE</b>	<p>Write a sentence with: spot Write a question with: one</p>




## WEDNESDAY ACTIVITY 1


	<b>LOOK &amp; SAY</b>	known	believed	better	there	one
	<b>SOUND OUT</b>	cow	how	now	brown	
	<b>READ</b>	<p>A sow? A sow is a pig. A sow is girl pig. A sow is a girl pig on a farm. A cow. A cow lives on the farm. A cow lives on the farm with the sow. A brown cow lives on the farm with the sow. Is the sow brown? No. The sow is not brown. The sow is pink. How many cows can you see? I can see one cow.</p>				
	<b>WRITE</b>	<ol style="list-style-type: none"> <li>1. What is a sow? A sow is a girl _____.</li> <li>2. What colour is the cow? The cow is _____.</li> </ol>				

## WEDNESDAY ACTIVITY 2





	<b>READ</b>	Read the  and  words from Activity 1.
	<b>WRITE</b>	Write the  and  words in your dictionary. Write a <b>sentence</b> with: frown Write a <b>question</b> with: better

## THURSDAY ACTIVITY 1





	<b>LOOK &amp; SAY</b>	known	believed	better	there	one
	<b>SOUND OUT</b>	fur	turn	burn	hurt	
	<b>READ</b>	<p>Li Jie believed. Lie Jie believed he is the best. Lie Jie was known for being the best. Lie Jie believed there was no one better. Lie Jie could shoot. He could shoot his arrow. Lie Jie could shoot his arrow and hit the right spot! Lie Jie could not understand. Lie Jie could not understand how there could be anyone better. Lie Jie understands. Lie Jie now understands. He understands that there can be someone better.</p>				







## THURSDAY ACTIVITY 2

	<b>READ</b>	Read the  and  words from Activity 1.
	<b>WRITE</b>	<ol style="list-style-type: none"><li>Who is the best? _____ is the best.</li><li>What did Lie Jie believe? He believed he was the _____.</li><li>Did Lie Ji believe there was anyone better? Yes/No, he did/ did not believe there was anyone better.</li><li>Where did Lie Jie's arrow hit? His arrow hit on the _____.</li><li>Does Lie Jie understand that there can be someone better? Yes/No, he does/does not understand there can be someone better.</li></ol>

## FRIDAY ACTIVITY 1







	<b>READ</b>	Read the  and  words again.
	<b>READ</b>	Read the story from Thursday Activity 1.

## FRIDAY ACTIVITY 2






	<b>READ</b>	Read the  and  words again.
	<b>WRITE</b>	Write the sentences in your book. Fix the mistakes. <ol style="list-style-type: none"><li>lie jie believed he is the best</li><li>lie jie could shoot his arrow and hit the right spot</li><li>lie jie understands</li></ol>





#### MONDAY ACTIVITY 1



	<b>LOOK &amp; SAY</b>	known	believed	better	there	one
	<b>SOUND OUT</b>	fur	turn	burn	hurt	
		plot	plan	plug	plum	
	<b>READ</b>	It will not be good. It will not be good if you burn. It will not be good if you burn the plum. It will not be good if you burn the plum in the pot. You must turn the plum. You must turn the plum in the pot. You must turn the plum so that it does not burn. Can you turn? Can you turn the plum? Can you turn the plum in the pot?				
	<b>WRITE</b>	Write the  and  words in your dictionary.				

#### MONDAY ACTIVITY 2





	<b>READ</b>	Read the  and  words from Activity 1.				
	<b>READ</b>	I will plot. I will plot a plan. I will plot a better plan. I will plot a better plan to hurt. I will plot a better plan to hurt the boy. Is it good? Is it good to plan? Is it good to plot a plan? Is it good to plot a plan to hurt? Is it good to plot a plan to hurt a boy? No, it is not good. No, it is not good to plot a plan!				
	<b>WRITE</b>	Write a <b>sentence</b> with: turn Write a <b>question</b> with: better				

#### TUESDAY ACTIVITY 1





	<b>LOOK &amp; SAY</b>	known	believed	better	there	one
	<b>SOUND OUT</b>	spot	spit	spin	spun	
		spat	spoon			

	<b>READ</b>	<p>Look at the boy! Look at the boy spit. Look at the boy spit in the spoon. Can you see the boy? Can you see the boy spit? Can you see the boy spit in the spoon? I can't believe it! I can't believe the boy. I can't believe the boy spat. I can't believe the boy spat in the spoon. Will you spit? Will you spit in a spoon? No! No you must not. No you must not spit in a spoon.</p>
	<b>WRITE</b>	<ol style="list-style-type: none"> <li>1. What did the boy do? The boy _____ in a spoon.</li> <li>2. Will you spit in a spoon? Yes/No, I will/ will not spit in a spoon.</li> </ol>







## TUESDAY ACTIVITY 2

	<b>READ</b>	<p>Read the  and  words from Activity 1.</p>
	<b>WRITE</b>	<p>Write a sentence with: spot Write a question with: one</p>




## WEDNESDAY ACTIVITY 1


	<b>LOOK &amp; SAY</b>	known	believed	better	there	one
	<b>SOUND OUT</b>	cow	how	now	brown	
	<b>READ</b>	<p>A sow? A sow is a pig. A sow is girl pig. A sow is a girl pig on a farm. A cow. A cow lives on the farm. A cow lives on the farm with the sow. A brown cow lives on the farm with the sow. Is the sow brown? No. The sow is not brown. The sow is pink. How many cows can you see? I can see one cow.</p>				
	<b>WRITE</b>	<ol style="list-style-type: none"> <li>1. What is a sow? A sow is a girl _____.</li> <li>2. What colour is the cow? The cow is _____.</li> </ol>				

## WEDNESDAY ACTIVITY 2





	<b>READ</b>	Read the  and  words from Activity 1.
	<b>WRITE</b>	Write the  and  words in your dictionary. Write a <b>sentence</b> with: frown Write a <b>question</b> with: better

## THURSDAY ACTIVITY 1





	<b>LOOK &amp; SAY</b>	known	believed	better	there	one
	<b>SOUND OUT</b>	fur	turn	burn	hurt	
		plot	plan	plug	plum	
	<b>READ</b>	<p>Li Jie believed. Lie Jie believed he is the best. Lie Jie was known for being the best. Lie Jie believed there was no one better. Lie Jie could shoot. He could shoot his arrow. Lie Jie could shoot his arrow and hit the right spot! Lie Jie could not understand. Lie Jie could not understand how there could be anyone better. Lie Jie understands. Lie Jie now understands. He understands that there can be someone better.</p>				







## THURSDAY ACTIVITY 2

	<b>READ</b>	Read the  and  words from Activity 1.
	<b>WRITE</b>	<ol style="list-style-type: none"><li>Who is the best? _____ is the best.</li><li>What did Lie Jie believe? He believed he was the _____.</li><li>Did Lie Ji believe there was anyone better? Yes/No, he did/ did not believe there was anyone better.</li><li>Where did Lie Jie's arrow hit? His arrow hit on the _____.</li><li>Does Lie Jie understand that there can be someone better? Yes/No, he does/does not understand there can be someone better.</li></ol>







## FRIDAY ACTIVITY 1

	<b>READ</b>	Read the  and  words again.
	<b>READ</b>	Read the story from Thursday Activity 1.






## FRIDAY ACTIVITY 2

	<b>READ</b>	Read the  and  words again.
	<b>WRITE</b>	Write the sentences in your book. Fix the mistakes. <ol style="list-style-type: none"><li>lie jie believed he is the best</li><li>lie jie could shoot his arrow and hit the right spot</li><li>lie jie understands</li></ol>



#### MONDAY ACTIVITY 1



	<b>LOOK &amp; SAY</b>	known	believed	better	there	one
	<b>SOUND OUT</b>	fur	turn	burn	hurt	
		plot	plan	plug	plum	
	<b>READ</b>	It will not be good. It will not be good if you burn. It will not be good if you burn the plum. It will not be good if you burn the plum in the pot. You must turn the plum. You must turn the plum in the pot. You must turn the plum so that it does not burn. Can you turn? Can you turn the plum? Can you turn the plum in the pot?				
	<b>WRITE</b>	Write the  and  words in your dictionary.				

#### MONDAY ACTIVITY 2





	<b>READ</b>	Read the  and  words from Activity 1.				
	<b>READ</b>	I will plot. I will plot a plan. I will plot a better plan. I will plot a better plan to hurt. I will plot a better plan to hurt the boy. Is it good? Is it good to plan? Is it good to plot a plan? Is it good to plot a plan to hurt? Is it good to plot a plan to hurt a boy? No, it is not good. No, it is not good to plot a plan!				
	<b>WRITE</b>	Write a <b>sentence</b> with: turn Write a <b>question</b> with: better				

#### TUESDAY ACTIVITY 1





	<b>LOOK &amp; SAY</b>	known	believed	better	there	one
	<b>SOUND OUT</b>	spot	spit	spin	spun	
		spat	spoon			

	<b>READ</b>	<p>Look at the boy! Look at the boy spit. Look at the boy spit in the spoon. Can you see the boy? Can you see the boy spit? Can you see the boy spit in the spoon? I can't believe it! I can't believe the boy. I can't believe the boy spat. I can't believe the boy spat in the spoon. Will you spit? Will you spit in a spoon? No! No you must not. No you must not spit in a spoon.</p>
	<b>WRITE</b>	<ol style="list-style-type: none"> <li>1. What did the boy do? The boy _____ in a spoon.</li> <li>2. Will you spit in a spoon? Yes/No, I will/ will not spit in a spoon.</li> </ol>







## TUESDAY ACTIVITY 2

	<b>READ</b>	<p>Read the  and  words from Activity 1.</p>
	<b>WRITE</b>	<p>Write a sentence with: spot Write a question with: one</p>




## WEDNESDAY ACTIVITY 1


	<b>LOOK &amp; SAY</b>	known	believed	better	there	one
	<b>SOUND OUT</b>	cow	how	now	brown	
	<b>READ</b>	<p>A sow? A sow is a pig. A sow is girl pig. A sow is a girl pig on a farm. A cow. A cow lives on the farm. A cow lives on the farm with the sow. A brown cow lives on the farm with the sow. Is the sow brown? No. The sow is not brown. The sow is pink. How many cows can you see? I can see one cow.</p>				
	<b>WRITE</b>	<ol style="list-style-type: none"> <li>1. What is a sow? A sow is a girl _____.</li> <li>2. What colour is the cow? The cow is _____.</li> </ol>				

## WEDNESDAY ACTIVITY 2

	<b>READ</b>	Read the  and  words from Activity 1.
	<b>WRITE</b>	Write the  and  words in your dictionary. Write a <b>sentence</b> with: frown Write a <b>question</b> with: better





## THURSDAY ACTIVITY 1

	<b>LOOK &amp; SAY</b>	known	believed	better	there	one
	<b>SOUND OUT</b>	fur	turn	burn	hurt	
	<b>READ</b>	<p>Li Jie believed. Lie Jie believed he is the best. Lie Jie was known for being the best. Lie Jie believed there was no one better. Lie Jie could shoot. He could shoot his arrow. Lie Jie could shoot his arrow and hit the right spot! Lie Jie could not understand. Lie Jie could not understand how there could be anyone better. Lie Jie understands. Lie Jie now understands. He understands that there can be someone better.</p>				













## THURSDAY ACTIVITY 2

	<b>READ</b>	Read the  and  words from Activity 1.
	<b>WRITE</b>	<ol style="list-style-type: none"><li>Who is the best? _____ is the best.</li><li>What did Lie Jie believe? He believed he was the _____.</li><li>Did Lie Ji believe there was anyone better? Yes/No, he did/ did not believe there was anyone better.</li><li>Where did Lie Jie's arrow hit? His arrow hit on the _____.</li><li>Does Lie Jie understand that there can be someone better? Yes/No, he does/does not understand there can be someone better.</li></ol>







## FRIDAY ACTIVITY 1

	<b>READ</b>	Read the  and  words again.
	<b>READ</b>	Read the story from Thursday Activity 1.






## FRIDAY ACTIVITY 2

	<b>READ</b>	Read the  and  words again.
	<b>WRITE</b>	Write the sentences in your book. Fix the mistakes. <ol style="list-style-type: none"><li>lie jie believed he is the best</li><li>lie jie could shoot his arrow and hit the right spot</li><li>lie jie understands</li></ol>



#### MONDAY ACTIVITY 1



	<b>LOOK &amp; SAY</b>	known	believed	better	there	one
	<b>SOUND OUT</b>	fur	turn	burn	hurt	
		plot	plan	plug	plum	
	<b>READ</b>	It will not be good. It will not be good if you burn. It will not be good if you burn the plum. It will not be good if you burn the plum in the pot. You must turn the plum. You must turn the plum in the pot. You must turn the plum so that it does not burn. Can you turn? Can you turn the plum? Can you turn the plum in the pot?				
	<b>WRITE</b>	Write the  and  words in your dictionary.				

#### MONDAY ACTIVITY 2





	<b>READ</b>	Read the  and  words from Activity 1.				
	<b>READ</b>	I will plot. I will plot a plan. I will plot a better plan. I will plot a better plan to hurt. I will plot a better plan to hurt the boy. Is it good? Is it good to plan? Is it good to plot a plan? Is it good to plot a plan to hurt? Is it good to plot a plan to hurt a boy? No, it is not good. No, it is not good to plot a plan!				
	<b>WRITE</b>	Write a <b>sentence</b> with: turn Write a <b>question</b> with: better				

#### TUESDAY ACTIVITY 1





	<b>LOOK &amp; SAY</b>	known	believed	better	there	one
	<b>SOUND OUT</b>	spot	spit	spin	spun	
		spat	spoon			

	<b>READ</b>	<p>Look at the boy! Look at the boy spit. Look at the boy spit in the spoon. Can you see the boy? Can you see the boy spit? Can you see the boy spit in the spoon? I can't believe it! I can't believe the boy. I can't believe the boy spat. I can't believe the boy spat in the spoon. Will you spit? Will you spit in a spoon? No! No you must not. No you must not spit in a spoon.</p>
	<b>WRITE</b>	<ol style="list-style-type: none"> <li>1. What did the boy do? The boy _____ in a spoon.</li> <li>2. Will you spit in a spoon? Yes/No, I will/ will not spit in a spoon.</li> </ol>







## TUESDAY ACTIVITY 2

	<b>READ</b>	Read the  and  words from Activity 1.
	<b>WRITE</b>	Write a sentence with: spot Write a question with: one




## WEDNESDAY ACTIVITY 1


	<b>LOOK &amp; SAY</b>	known	believed	better	there	one
	<b>SOUND OUT</b>	cow	how	now	brown	
	<b>READ</b>	<p>A sow? A sow is a pig. A sow is girl pig. A sow is a girl pig on a farm. A cow. A cow lives on the farm. A cow lives on the farm with the sow. A brown cow lives on the farm with the sow. Is the sow brown? No. The sow is not brown. The sow is pink. How many cows can you see? I can see one cow.</p>				
	<b>WRITE</b>	<ol style="list-style-type: none"> <li>1. What is a sow? A sow is a girl _____.</li> <li>2. What colour is the cow? The cow is _____.</li> </ol>				

## WEDNESDAY ACTIVITY 2





	<b>READ</b>	Read the  and  words from Activity 1.
	<b>WRITE</b>	Write the  and  words in your dictionary. Write a <b>sentence</b> with: frown Write a <b>question</b> with: better

## THURSDAY ACTIVITY 1





	<b>LOOK &amp; SAY</b>	known	believed	better	there	one
	<b>SOUND OUT</b>	fur	turn	burn	hurt	
	<b>READ</b>	<p>Li Jie believed. Lie Jie believed he is the best. Lie Jie was known for being the best. Lie Jie believed there was no one better. Lie Jie could shoot. He could shoot his arrow. Lie Jie could shoot his arrow and hit the right spot! Lie Jie could not understand. Lie Jie could not understand how there could be anyone better. Lie Jie understands. Lie Jie now understands. He understands that there can be someone better.</p>				







## THURSDAY ACTIVITY 2

	<b>READ</b>	Read the  and  words from Activity 1.
	<b>WRITE</b>	<ol style="list-style-type: none"><li>Who is the best? _____ is the best.</li><li>What did Lie Jie believe? He believed he was the _____.</li><li>Did Lie Ji believe there was anyone better? Yes/No, he did/ did not believe there was anyone better.</li><li>Where did Lie Jie's arrow hit? His arrow hit on the _____.</li><li>Does Lie Jie understand that there can be someone better? Yes/No, he does/does not understand there can be someone better.</li></ol>







## FRIDAY ACTIVITY 1

	<b>READ</b>	Read the  and  words again.
	<b>READ</b>	Read the story from Thursday Activity 1.






## FRIDAY ACTIVITY 2

	<b>READ</b>	Read the  and  words again.
	<b>WRITE</b>	Write the sentences in your book. Fix the mistakes. <ol style="list-style-type: none"><li>lie jie believed he is the best</li><li>lie jie could shoot his arrow and hit the right spot</li><li>lie jie understands</li></ol>



#### MONDAY ACTIVITY 1



	<b>LOOK &amp; SAY</b>	known	believed	better	there	one
	<b>SOUND OUT</b>	fur	turn	burn	hurt	
		plot	plan	plug	plum	
	<b>READ</b>	It will not be good. It will not be good if you burn. It will not be good if you burn the plum. It will not be good if you burn the plum in the pot. You must turn the plum. You must turn the plum in the pot. You must turn the plum so that it does not burn. Can you turn? Can you turn the plum? Can you turn the plum in the pot?				
	<b>WRITE</b>	Write the  and  words in your dictionary.				

#### MONDAY ACTIVITY 2





	<b>READ</b>	Read the  and  words from Activity 1.				
	<b>READ</b>	I will plot. I will plot a plan. I will plot a better plan. I will plot a better plan to hurt. I will plot a better plan to hurt the boy. Is it good? Is it good to plan? Is it good to plot a plan? Is it good to plot a plan to hurt? Is it good to plot a plan to hurt a boy? No, it is not good. No, it is not good to plot a plan!				
	<b>WRITE</b>	Write a <b>sentence</b> with: turn Write a <b>question</b> with: better				

#### TUESDAY ACTIVITY 1





	<b>LOOK &amp; SAY</b>	known	believed	better	there	one
	<b>SOUND OUT</b>	spot	spit	spin	spun	
		spat	spoon			

	<b>READ</b>	<p>Look at the boy! Look at the boy spit. Look at the boy spit in the spoon. Can you see the boy? Can you see the boy spit? Can you see the boy spit in the spoon? I can't believe it! I can't believe the boy. I can't believe the boy spat. I can't believe the boy spat in the spoon. Will you spit? Will you spit in a spoon? No! No you must not. No you must not spit in a spoon.</p>
	<b>WRITE</b>	<ol style="list-style-type: none"> <li>1. What did the boy do? The boy _____ in a spoon.</li> <li>2. Will you spit in a spoon? Yes/No, I will/ will not spit in a spoon.</li> </ol>

## TUESDAY ACTIVITY 2







	<b>READ</b>	<p>Read the  and  words from Activity 1.</p>
	<b>WRITE</b>	<p>Write a sentence with: spot Write a question with: one</p>

## WEDNESDAY ACTIVITY 1




	<b>LOOK &amp; SAY</b>	known	believed	better	there	one
	<b>SOUND OUT</b>	cow	how	now	brown	
	<b>READ</b>	<p>A sow? A sow is a pig. A sow is girl pig. A sow is a girl pig on a farm. A cow. A cow lives on the farm. A cow lives on the farm with the sow. A brown cow lives on the farm with the sow. Is the sow brown? No. The sow is not brown. The sow is pink. How many cows can you see? I can see one cow.</p>				
	<b>WRITE</b>	<ol style="list-style-type: none"> <li>1. What is a sow? A sow is a girl _____.</li> <li>2. What colour is the cow? The cow is _____.</li> </ol>				




## WEDNESDAY ACTIVITY 2





	<b>READ</b>	Read the  and  words from Activity 1.
	<b>WRITE</b>	Write the  and  words in your dictionary. Write a <b>sentence</b> with: frown Write a <b>question</b> with: better

## THURSDAY ACTIVITY 1





	<b>LOOK &amp; SAY</b>	known	believed	better	there	one
	<b>SOUND OUT</b>	fur	turn	burn	hurt	
		plot	plan	plug	plum	
	<b>READ</b>	<p>Li Jie believed. Lie Jie believed he is the best. Lie Jie was known for being the best. Lie Jie believed there was no one better. Lie Jie could shoot. He could shoot his arrow. Lie Jie could shoot his arrow and hit the right spot! Lie Jie could not understand. Lie Jie could not understand how there could be anyone better. Lie Jie understands. Lie Jie now understands. He understands that there can be someone better.</p>				







## THURSDAY ACTIVITY 2

	<b>READ</b>	Read the  and  words from Activity 1.
	<b>WRITE</b>	<ol style="list-style-type: none"><li>Who is the best? _____ is the best.</li><li>What did Lie Jie believe? He believed he was the _____.</li><li>Did Lie Ji believe there was anyone better? Yes/No, he did/ did not believe there was anyone better.</li><li>Where did Lie Jie's arrow hit? His arrow hit on the _____.</li><li>Does Lie Jie understand that there can be someone better? Yes/No, he does/does not understand there can be someone better.</li></ol>







## FRIDAY ACTIVITY 1

	<b>READ</b>	Read the  and  words again.
	<b>READ</b>	Read the story from Thursday Activity 1.






## FRIDAY ACTIVITY 2

	<b>READ</b>	Read the  and  words again.
	<b>WRITE</b>	Write the sentences in your book. Fix the mistakes. <ol style="list-style-type: none"><li>lie jie believed he is the best</li><li>lie jie could shoot his arrow and hit the right spot</li><li>lie jie understands</li></ol>



#### MONDAY ACTIVITY 1



	<b>LOOK &amp; SAY</b>	known	believed	better	there	one
	<b>SOUND OUT</b>	fur	turn	burn	hurt	
		plot	plan	plug	plum	
	<b>READ</b>	It will not be good. It will not be good if you burn. It will not be good if you burn the plum. It will not be good if you burn the plum in the pot. You must turn the plum. You must turn the plum in the pot. You must turn the plum so that it does not burn. Can you turn? Can you turn the plum? Can you turn the plum in the pot?				
	<b>WRITE</b>	Write the  and  words in your dictionary.				

#### MONDAY ACTIVITY 2





	<b>READ</b>	Read the  and  words from Activity 1.				
	<b>READ</b>	I will plot. I will plot a plan. I will plot a better plan. I will plot a better plan to hurt. I will plot a better plan to hurt the boy. Is it good? Is it good to plan? Is it good to plot a plan? Is it good to plot a plan to hurt? Is it good to plot a plan to hurt a boy? No, it is not good. No, it is not good to plot a plan!				
	<b>WRITE</b>	Write a <b>sentence</b> with: turn Write a <b>question</b> with: better				

#### TUESDAY ACTIVITY 1





	<b>LOOK &amp; SAY</b>	known	believed	better	there	one
	<b>SOUND OUT</b>	spot	spit	spin	spun	
		spat	spoon			

	<b>READ</b>	<p>Look at the boy! Look at the boy spit. Look at the boy spit in the spoon. Can you see the boy? Can you see the boy spit? Can you see the boy spit in the spoon? I can't believe it! I can't believe the boy. I can't believe the boy spat. I can't believe the boy spat in the spoon. Will you spit? Will you spit in a spoon? No! No you must not. No you must not spit in a spoon.</p>
	<b>WRITE</b>	<ol style="list-style-type: none"> <li>1. What did the boy do? The boy _____ in a spoon.</li> <li>2. Will you spit in a spoon? Yes/No, I will/ will not spit in a spoon.</li> </ol>







## TUESDAY ACTIVITY 2

	<b>READ</b>	<p>Read the  and  words from Activity 1.</p>
	<b>WRITE</b>	<p>Write a sentence with: spot Write a question with: one</p>




## WEDNESDAY ACTIVITY 1


	<b>LOOK &amp; SAY</b>	known	believed	better	there	one
	<b>SOUND OUT</b>	cow	how	now	brown	
	<b>READ</b>	<p>A sow? A sow is a pig. A sow is girl pig. A sow is a girl pig on a farm. A cow. A cow lives on the farm. A cow lives on the farm with the sow. A brown cow lives on the farm with the sow. Is the sow brown? No. The sow is not brown. The sow is pink. How many cows can you see? I can see one cow.</p>				
	<b>WRITE</b>	<ol style="list-style-type: none"> <li>1. What is a sow? A sow is a girl _____.</li> <li>2. What colour is the cow? The cow is _____.</li> </ol>				

## WEDNESDAY ACTIVITY 2





	<b>READ</b>	Read the  and  words from Activity 1.
	<b>WRITE</b>	Write the  and  words in your dictionary. Write a <b>sentence</b> with: frown Write a <b>question</b> with: better

## THURSDAY ACTIVITY 1





	<b>LOOK &amp; SAY</b>	known	believed	better	there	one
	<b>SOUND OUT</b>	fur	turn	burn	hurt	
	<b>READ</b>	<p>Li Jie believed. Lie Jie believed he is the best. Lie Jie was known for being the best. Lie Jie believed there was no one better. Lie Jie could shoot. He could shoot his arrow. Lie Jie could shoot his arrow and hit the right spot! Lie Jie could not understand. Lie Jie could not understand how there could be anyone better. Lie Jie understands. Lie Jie now understands. He understands that there can be someone better.</p>				







## THURSDAY ACTIVITY 2

	<b>READ</b>	Read the  and  words from Activity 1.
	<b>WRITE</b>	<ol style="list-style-type: none"><li>Who is the best? _____ is the best.</li><li>What did Lie Jie believe? He believed he was the _____.</li><li>Did Lie Ji believe there was anyone better? Yes/No, he did/ did not believe there was anyone better.</li><li>Where did Lie Jie's arrow hit? His arrow hit on the _____.</li><li>Does Lie Jie understand that there can be someone better? Yes/No, he does/does not understand there can be someone better.</li></ol>







## FRIDAY ACTIVITY 1

	<b>READ</b>	Read the  and  words again.
	<b>READ</b>	Read the story from Thursday Activity 1.






## FRIDAY ACTIVITY 2

	<b>READ</b>	Read the  and  words again.
	<b>WRITE</b>	Write the sentences in your book. Fix the mistakes. <ol style="list-style-type: none"><li>lie jie believed he is the best</li><li>lie jie could shoot his arrow and hit the right spot</li><li>lie jie understands</li></ol>



#### MONDAY ACTIVITY 1

	<b>LOOK &amp; SAY</b>	known	believed	better	there	one
	<b>SOUND OUT</b>	fur	turn	burn	hurt	
		plot	plan	plug	plum	
	<b>READ</b>	It will not be good. It will not be good if you burn. It will not be good if you burn the plum. It will not be good if you burn the plum in the pot. You must turn the plum. You must turn the plum in the pot. You must turn the plum so that it does not burn. Can you turn? Can you turn the plum? Can you turn the plum in the pot?				
	<b>WRITE</b>	Write the  and  words in your dictionary.				



#### MONDAY ACTIVITY 2

	<b>READ</b>	Read the  and  words from Activity 1.				
	<b>READ</b>	I will plot. I will plot a plan. I will plot a better plan. I will plot a better plan to hurt. I will plot a better plan to hurt the boy. Is it good? Is it good to plan? Is it good to plot a plan? Is it good to plot a plan to hurt? Is it good to plot a plan to hurt a boy? No, it is not good. No, it is not good to plot a plan!				
	<b>WRITE</b>	Write a <b>sentence</b> with: turn Write a <b>question</b> with: better				





#### TUESDAY ACTIVITY 1

	<b>LOOK &amp; SAY</b>	known	believed	better	there	one
	<b>SOUND OUT</b>	spot	spit	spin	spun	
		spat	spoon			







	<b>READ</b>	<p>Look at the boy! Look at the boy spit. Look at the boy spit in the spoon. Can you see the boy? Can you see the boy spit? Can you see the boy spit in the spoon? I can't believe it! I can't believe the boy. I can't believe the boy spat. I can't believe the boy spat in the spoon. Will you spit? Will you spit in a spoon? No! No you must not. No you must not spit in a spoon.</p>
	<b>WRITE</b>	<ol style="list-style-type: none"> <li>1. What did the boy do? The boy _____ in a spoon.</li> <li>2. Will you spit in a spoon? Yes/No, I will/ will not spit in a spoon.</li> </ol>







## TUESDAY ACTIVITY 2

	<b>READ</b>	Read the  and  words from Activity 1.
	<b>WRITE</b>	Write a sentence with: spot Write a question with: one




## WEDNESDAY ACTIVITY 1


	<b>LOOK &amp; SAY</b>	known	believed	better	there	one
	<b>SOUND OUT</b>	cow	how	now	brown	
	<b>READ</b>	<p>A sow? A sow is a pig. A sow is girl pig. A sow is a girl pig on a farm. A cow. A cow lives on the farm. A cow lives on the farm with the sow. A brown cow lives on the farm with the sow. Is the sow brown? No. The sow is not brown. The sow is pink. How many cows can you see? I can see one cow.</p>				
	<b>WRITE</b>	<ol style="list-style-type: none"> <li>1. What is a sow? A sow is a girl _____.</li> <li>2. What colour is the cow? The cow is _____.</li> </ol>				

## WEDNESDAY ACTIVITY 2





	<b>READ</b>	Read the  and  words from Activity 1.
	<b>WRITE</b>	Write the  and  words in your dictionary. Write a <b>sentence</b> with: frown Write a <b>question</b> with: better

## THURSDAY ACTIVITY 1





	<b>LOOK &amp; SAY</b>	known	believed	better	there	one
	<b>SOUND OUT</b>	fur	turn	burn	hurt	
	<b>READ</b>	<p>Li Jie believed. Lie Jie believed he is the best. Lie Jie was known for being the best. Lie Jie believed there was no one better. Lie Jie could shoot. He could shoot his arrow. Lie Jie could shoot his arrow and hit the right spot! Lie Jie could not understand. Lie Jie could not understand how there could be anyone better. Lie Jie understands. Lie Jie now understands. He understands that there can be someone better.</p>				







## THURSDAY ACTIVITY 2

	<b>READ</b>	Read the  and  words from Activity 1.
	<b>WRITE</b>	<ol style="list-style-type: none"><li>Who is the best? _____ is the best.</li><li>What did Lie Jie believe? He believed he was the _____.</li><li>Did Lie Ji believe there was anyone better? Yes/No, he did/ did not believe there was anyone better.</li><li>Where did Lie Jie's arrow hit? His arrow hit on the _____.</li><li>Does Lie Jie understand that there can be someone better? Yes/No, he does/does not understand there can be someone better.</li></ol>







## FRIDAY ACTIVITY 1

	<b>READ</b>	Read the  and  words again.
	<b>READ</b>	Read the story from Thursday Activity 1.






## FRIDAY ACTIVITY 2

	<b>READ</b>	Read the  and  words again.
	<b>WRITE</b>	Write the sentences in your book. Fix the mistakes. <ol style="list-style-type: none"><li>lie jie believed he is the best</li><li>lie jie could shoot his arrow and hit the right spot</li><li>lie jie understands</li></ol>



#### MONDAY ACTIVITY 1



	<b>LOOK &amp; SAY</b>	known	believed	better	there	one
	<b>SOUND OUT</b>	fur	turn	burn	hurt	
		plot	plan	plug	plum	
	<b>READ</b>	It will not be good. It will not be good if you burn. It will not be good if you burn the plum. It will not be good if you burn the plum in the pot. You must turn the plum. You must turn the plum in the pot. You must turn the plum so that it does not burn. Can you turn? Can you turn the plum? Can you turn the plum in the pot?				
	<b>WRITE</b>	Write the  and  words in your dictionary.				

#### MONDAY ACTIVITY 2





	<b>READ</b>	Read the  and  words from Activity 1.				
	<b>READ</b>	I will plot. I will plot a plan. I will plot a better plan. I will plot a better plan to hurt. I will plot a better plan to hurt the boy. Is it good? Is it good to plan? Is it good to plot a plan? Is it good to plot a plan to hurt? Is it good to plot a plan to hurt a boy? No, it is not good. No, it is not good to plot a plan!				
	<b>WRITE</b>	Write a <b>sentence</b> with: turn Write a <b>question</b> with: better				

#### TUESDAY ACTIVITY 1





	<b>LOOK &amp; SAY</b>	known	believed	better	there	one
	<b>SOUND OUT</b>	spot	spit	spin	spun	
		spat	spoon			

	<b>READ</b>	<p>Look at the boy! Look at the boy spit. Look at the boy spit in the spoon. Can you see the boy? Can you see the boy spit? Can you see the boy spit in the spoon? I can't believe it! I can't believe the boy. I can't believe the boy spat. I can't believe the boy spat in the spoon. Will you spit? Will you spit in a spoon? No! No you must not. No you must not spit in a spoon.</p>
	<b>WRITE</b>	<ol style="list-style-type: none"> <li>1. What did the boy do? The boy _____ in a spoon.</li> <li>2. Will you spit in a spoon? Yes/No, I will/ will not spit in a spoon.</li> </ol>







## TUESDAY ACTIVITY 2

	<b>READ</b>	Read the  and  words from Activity 1.
	<b>WRITE</b>	Write a sentence with: spot Write a question with: one




## WEDNESDAY ACTIVITY 1


	<b>LOOK &amp; SAY</b>	known	believed	better	there	one
	<b>SOUND OUT</b>	cow	how	now	brown	
	<b>READ</b>	<p>A sow? A sow is a pig. A sow is girl pig. A sow is a girl pig on a farm. A cow. A cow lives on the farm. A cow lives on the farm with the sow. A brown cow lives on the farm with the sow. Is the sow brown? No. The sow is not brown. The sow is pink. How many cows can you see? I can see one cow.</p>				
	<b>WRITE</b>	<ol style="list-style-type: none"> <li>1. What is a sow? A sow is a girl _____.</li> <li>2. What colour is the cow? The cow is _____.</li> </ol>				

## WEDNESDAY ACTIVITY 2





	<b>READ</b>	Read the  and  words from Activity 1.
	<b>WRITE</b>	Write the  and  words in your dictionary. Write a <b>sentence</b> with: frown Write a <b>question</b> with: better

## THURSDAY ACTIVITY 1





	<b>LOOK &amp; SAY</b>	known	believed	better	there	one
	<b>SOUND OUT</b>	fur	turn	burn	hurt	
	<b>READ</b>	<p>Li Jie believed. Lie Jie believed he is the best. Lie Jie was known for being the best. Lie Jie believed there was no one better. Lie Jie could shoot. He could shoot his arrow. Lie Jie could shoot his arrow and hit the right spot! Lie Jie could not understand. Lie Jie could not understand how there could be anyone better. Lie Jie understands. Lie Jie now understands. He understands that there can be someone better.</p>				







## THURSDAY ACTIVITY 2

	<b>READ</b>	Read the  and  words from Activity 1.
	<b>WRITE</b>	<ol style="list-style-type: none"><li>Who is the best? _____ is the best.</li><li>What did Lie Jie believe? He believed he was the _____.</li><li>Did Lie Ji believe there was anyone better? Yes/No, he did/ did not believe there was anyone better.</li><li>Where did Lie Jie's arrow hit? His arrow hit on the _____.</li><li>Does Lie Jie understand that there can be someone better? Yes/No, he does/does not understand there can be someone better.</li></ol>

## FRIDAY ACTIVITY 1







	<b>READ</b>	Read the  and  words again.
	<b>READ</b>	Read the story from Thursday Activity 1.

## FRIDAY ACTIVITY 2






	<b>READ</b>	Read the  and  words again.
	<b>WRITE</b>	Write the sentences in your book. Fix the mistakes. <ol style="list-style-type: none"><li>lie jie believed he is the best</li><li>lie jie could shoot his arrow and hit the right spot</li><li>lie jie understands</li></ol>





#### MONDAY ACTIVITY 1



	<b>LOOK &amp; SAY</b>	known	believed	better	there	one
	<b>SOUND OUT</b>	fur	turn	burn	hurt	
		plot	plan	plug	plum	
	<b>READ</b>	It will not be good. It will not be good if you burn. It will not be good if you burn the plum. It will not be good if you burn the plum in the pot. You must turn the plum. You must turn the plum in the pot. You must turn the plum so that it does not burn. Can you turn? Can you turn the plum? Can you turn the plum in the pot?				
	<b>WRITE</b>	Write the  and  words in your dictionary.				

#### MONDAY ACTIVITY 2





	<b>READ</b>	Read the  and  words from Activity 1.				
	<b>READ</b>	I will plot. I will plot a plan. I will plot a better plan. I will plot a better plan to hurt. I will plot a better plan to hurt the boy. Is it good? Is it good to plan? Is it good to plot a plan? Is it good to plot a plan to hurt? Is it good to plot a plan to hurt a boy? No, it is not good. No, it is not good to plot a plan!				
	<b>WRITE</b>	Write a <b>sentence</b> with: turn Write a <b>question</b> with: better				

#### TUESDAY ACTIVITY 1





	<b>LOOK &amp; SAY</b>	known	believed	better	there	one
	<b>SOUND OUT</b>	spot	spit	spin	spun	
		spat	spoon			

	<b>READ</b>	<p>Look at the boy! Look at the boy spit. Look at the boy spit in the spoon. Can you see the boy? Can you see the boy spit? Can you see the boy spit in the spoon? I can't believe it! I can't believe the boy. I can't believe the boy spat. I can't believe the boy spat in the spoon. Will you spit? Will you spit in a spoon? No! No you must not. No you must not spit in a spoon.</p>
	<b>WRITE</b>	<ol style="list-style-type: none"> <li>1. What did the boy do? The boy _____ in a spoon.</li> <li>2. Will you spit in a spoon? Yes/No, I will/ will not spit in a spoon.</li> </ol>







## TUESDAY ACTIVITY 2

	<b>READ</b>	<p>Read the  and  words from Activity 1.</p>
	<b>WRITE</b>	<p>Write a sentence with: spot Write a question with: one</p>




## WEDNESDAY ACTIVITY 1


	<b>LOOK &amp; SAY</b>	known	believed	better	there	one
	<b>SOUND OUT</b>	cow	how	now	brown	
		sow	frown			
	<b>READ</b>	<p>A sow? A sow is a pig. A sow is girl pig. A sow is a girl pig on a farm. A cow. A cow lives on the farm. A cow lives on the farm with the sow. A brown cow lives on the farm with the sow. Is the sow brown? No. The sow is not brown. The sow is pink. How many cows can you see? I can see one cow.</p>				
	<b>WRITE</b>	<ol style="list-style-type: none"> <li>1. What is a sow? A sow is a girl _____.</li> <li>2. What colour is the cow? The cow is _____.</li> </ol>				

## WEDNESDAY ACTIVITY 2





	<b>READ</b>	Read the  and  words from Activity 1.
	<b>WRITE</b>	Write the  and  words in your dictionary. Write a <b>sentence</b> with: frown Write a <b>question</b> with: better

## THURSDAY ACTIVITY 1





	<b>LOOK &amp; SAY</b>	known	believed	better	there	one
	<b>SOUND OUT</b>	fur	turn	burn	hurt	
	<b>READ</b>	<p>Li Jie believed. Lie Jie believed he is the best. Lie Jie was known for being the best. Lie Jie believed there was no one better. Lie Jie could shoot. He could shoot his arrow. Lie Jie could shoot his arrow and hit the right spot! Lie Jie could not understand. Lie Jie could not understand how there could be anyone better. Lie Jie understands. Lie Jie now understands. He understands that there can be someone better.</p>				







## THURSDAY ACTIVITY 2

	<b>READ</b>	Read the  and  words from Activity 1.
	<b>WRITE</b>	<ol style="list-style-type: none"><li>Who is the best? _____ is the best.</li><li>What did Lie Jie believe? He believed he was the _____.</li><li>Did Lie Ji believe there was anyone better? Yes/No, he did/ did not believe there was anyone better.</li><li>Where did Lie Jie's arrow hit? His arrow hit on the _____.</li><li>Does Lie Jie understand that there can be someone better? Yes/No, he does/does not understand there can be someone better.</li></ol>







## FRIDAY ACTIVITY 1

	<b>READ</b>	Read the  and  words again.
	<b>READ</b>	Read the story from Thursday Activity 1.






## FRIDAY ACTIVITY 2

	<b>READ</b>	Read the  and  words again.
	<b>WRITE</b>	Write the sentences in your book. Fix the mistakes. <ol style="list-style-type: none"><li>lie jie believed he is the best</li><li>lie jie could shoot his arrow and hit the right spot</li><li>lie jie understands</li></ol>



#### MONDAY ACTIVITY 1



	<b>LOOK &amp; SAY</b>	known	believed	better	there	one
	<b>SOUND OUT</b>	fur	turn	burn	hurt	
		plot	plan	plug	plum	
	<b>READ</b>	It will not be good. It will not be good if you burn. It will not be good if you burn the plum. It will not be good if you burn the plum in the pot. You must turn the plum. You must turn the plum in the pot. You must turn the plum so that it does not burn. Can you turn? Can you turn the plum? Can you turn the plum in the pot?				
	<b>WRITE</b>	Write the  and  words in your dictionary.				

#### MONDAY ACTIVITY 2





	<b>READ</b>	Read the  and  words from Activity 1.				
	<b>READ</b>	I will plot. I will plot a plan. I will plot a better plan. I will plot a better plan to hurt. I will plot a better plan to hurt the boy. Is it good? Is it good to plan? Is it good to plot a plan? Is it good to plot a plan to hurt? Is it good to plot a plan to hurt a boy? No, it is not good. No, it is not good to plot a plan!				
	<b>WRITE</b>	Write a <b>sentence</b> with: turn Write a <b>question</b> with: better				

#### TUESDAY ACTIVITY 1





	<b>LOOK &amp; SAY</b>	known	believed	better	there	one
	<b>SOUND OUT</b>	spot	spit	spin	spun	
		spat	spoon			

	<b>READ</b>	<p>Look at the boy! Look at the boy spit. Look at the boy spit in the spoon. Can you see the boy? Can you see the boy spit? Can you see the boy spit in the spoon? I can't believe it! I can't believe the boy. I can't believe the boy spat. I can't believe the boy spat in the spoon. Will you spit? Will you spit in a spoon? No! No you must not. No you must not spit in a spoon.</p>
	<b>WRITE</b>	<ol style="list-style-type: none"> <li>1. What did the boy do? The boy _____ in a spoon.</li> <li>2. Will you spit in a spoon? Yes/No, I will/ will not spit in a spoon.</li> </ol>







## TUESDAY ACTIVITY 2

	<b>READ</b>	Read the  and  words from Activity 1.
	<b>WRITE</b>	Write a sentence with: spot Write a question with: one




## WEDNESDAY ACTIVITY 1


	<b>LOOK &amp; SAY</b>	known	believed	better	there	one
	<b>SOUND OUT</b>	cow	how	now	brown	
	<b>READ</b>	<p>A sow? A sow is a pig. A sow is girl pig. A sow is a girl pig on a farm. A cow. A cow lives on the farm. A cow lives on the farm with the sow. A brown cow lives on the farm with the sow. Is the sow brown? No. The sow is not brown. The sow is pink. How many cows can you see? I can see one cow.</p>				
	<b>WRITE</b>	<ol style="list-style-type: none"> <li>1. What is a sow? A sow is a girl _____.</li> <li>2. What colour is the cow? The cow is _____.</li> </ol>				

## WEDNESDAY ACTIVITY 2

	<b>READ</b>	Read the  and  words from Activity 1.
	<b>WRITE</b>	Write the  and  words in your dictionary. Write a <b>sentence</b> with: frown Write a <b>question</b> with: better





## THURSDAY ACTIVITY 1

	<b>LOOK &amp; SAY</b>	known	believed	better	there	one
	<b>SOUND OUT</b>	fur	turn	burn	hurt	
	<b>READ</b>	<p>Li Jie believed. Lie Jie believed he is the best. Lie Jie was known for being the best. Lie Jie believed there was no one better. Lie Jie could shoot. He could shoot his arrow. Lie Jie could shoot his arrow and hit the right spot! Lie Jie could not understand. Lie Jie could not understand how there could be anyone better. Lie Jie understands. Lie Jie now understands. He understands that there can be someone better.</p>				













## THURSDAY ACTIVITY 2

	<b>READ</b>	Read the  and  words from Activity 1.
	<b>WRITE</b>	<ol style="list-style-type: none"><li>Who is the best? _____ is the best.</li><li>What did Lie Jie believe? He believed he was the _____.</li><li>Did Lie Ji believe there was anyone better? Yes/No, he did/ did not believe there was anyone better.</li><li>Where did Lie Jie's arrow hit? His arrow hit on the _____.</li><li>Does Lie Jie understand that there can be someone better? Yes/No, he does/does not understand there can be someone better.</li></ol>







## FRIDAY ACTIVITY 1

	<b>READ</b>	Read the  and  words again.
	<b>READ</b>	Read the story from Thursday Activity 1.






## FRIDAY ACTIVITY 2

	<b>READ</b>	Read the  and  words again.
	<b>WRITE</b>	Write the sentences in your book. Fix the mistakes. <ol style="list-style-type: none"><li>lie jie believed he is the best</li><li>lie jie could shoot his arrow and hit the right spot</li><li>lie jie understands</li></ol>



#### MONDAY ACTIVITY 1



	<b>LOOK &amp; SAY</b>	known	believed	better	there	one
	<b>SOUND OUT</b>	fur	turn	burn	hurt	
		plot	plan	plug	plum	
	<b>READ</b>	It will not be good. It will not be good if you burn. It will not be good if you burn the plum. It will not be good if you burn the plum in the pot. You must turn the plum. You must turn the plum in the pot. You must turn the plum so that it does not burn. Can you turn? Can you turn the plum? Can you turn the plum in the pot?				
	<b>WRITE</b>	Write the  and  words in your dictionary.				

#### MONDAY ACTIVITY 2





	<b>READ</b>	Read the  and  words from Activity 1.				
	<b>READ</b>	I will plot. I will plot a plan. I will plot a better plan. I will plot a better plan to hurt. I will plot a better plan to hurt the boy. Is it good? Is it good to plan? Is it good to plot a plan? Is it good to plot a plan to hurt? Is it good to plot a plan to hurt a boy? No, it is not good. No, it is not good to plot a plan!				
	<b>WRITE</b>	Write a <b>sentence</b> with: turn Write a <b>question</b> with: better				

#### TUESDAY ACTIVITY 1





	<b>LOOK &amp; SAY</b>	known	believed	better	there	one
	<b>SOUND OUT</b>	spot	spit	spin	spun	
		spat	spoon			

	<b>READ</b>	Look at the boy! Look at the boy spit. Look at the boy spit in the spoon. Can you see the boy? Can you see the boy spit? Can you see the boy spit in the spoon? I can't believe it! I can't believe the boy. I can't believe the boy spat. I can't believe the boy spat in the spoon. Will you spit? Will you spit in a spoon? No! No you must not. No you must not spit in a spoon.
	<b>WRITE</b>	<ol style="list-style-type: none"> <li>1. What did the boy do? The boy _____ in a spoon.</li> <li>2. Will you spit in a spoon? Yes/No, I will/ will not spit in a spoon.</li> </ol>







## TUESDAY ACTIVITY 2

	<b>READ</b>	Read the  and  words from Activity 1.
	<b>WRITE</b>	Write a sentence with: spot Write a question with: one




## WEDNESDAY ACTIVITY 1


	<b>LOOK &amp; SAY</b>	known	believed	better	there	one
	<b>SOUND OUT</b>	cow	how	now	brown	
	<b>READ</b>	A sow? A sow is a pig. A sow is girl pig. A sow is a girl pig on a farm. A cow. A cow lives on the farm. A cow lives on the farm with the sow. A brown cow lives on the farm with the sow. Is the sow brown? No. The sow is not brown. The sow is pink. How many cows can you see? I can see one cow.				
	<b>WRITE</b>	<ol style="list-style-type: none"> <li>1. What is a sow? A sow is a girl _____.</li> <li>2. What colour is the cow? The cow is _____.</li> </ol>				

## WEDNESDAY ACTIVITY 2





	<b>READ</b>	Read the  and  words from Activity 1.
	<b>WRITE</b>	Write the  and  words in your dictionary. Write a <b>sentence</b> with: frown Write a <b>question</b> with: better

## THURSDAY ACTIVITY 1





	<b>LOOK &amp; SAY</b>	known	believed	better	there	one
	<b>SOUND OUT</b>	fur	turn	burn	hurt	
	<b>READ</b>	<p>Li Jie believed. Lie Jie believed he is the best. Lie Jie was known for being the best. Lie Jie believed there was no one better. Lie Jie could shoot. He could shoot his arrow. Lie Jie could shoot his arrow and hit the right spot! Lie Jie could not understand. Lie Jie could not understand how there could be anyone better. Lie Jie understands. Lie Jie now understands. He understands that there can be someone better.</p>				







## THURSDAY ACTIVITY 2

	<b>READ</b>	Read the  and  words from Activity 1.
	<b>WRITE</b>	<ol style="list-style-type: none"><li>Who is the best? _____ is the best.</li><li>What did Lie Jie believe? He believed he was the _____.</li><li>Did Lie Ji believe there was anyone better? Yes/No, he did/ did not believe there was anyone better.</li><li>Where did Lie Jie's arrow hit? His arrow hit on the _____.</li><li>Does Lie Jie understand that there can be someone better? Yes/No, he does/does not understand there can be someone better.</li></ol>







## FRIDAY ACTIVITY 1

	<b>READ</b>	Read the  and  words again.
	<b>READ</b>	Read the story from Thursday Activity 1.






## FRIDAY ACTIVITY 2

	<b>READ</b>	Read the  and  words again.
	<b>WRITE</b>	Write the sentences in your book. Fix the mistakes. <ol style="list-style-type: none"><li>lie jie believed he is the best</li><li>lie jie could shoot his arrow and hit the right spot</li><li>lie jie understands</li></ol>



#### MONDAY ACTIVITY 1



	<b>LOOK &amp; SAY</b>	known	believed	better	there	one
	<b>SOUND OUT</b>	fur	turn	burn	hurt	
		plot	plan	plug	plum	
	<b>READ</b>	It will not be good. It will not be good if you burn. It will not be good if you burn the plum. It will not be good if you burn the plum in the pot. You must turn the plum. You must turn the plum in the pot. You must turn the plum so that it does not burn. Can you turn? Can you turn the plum? Can you turn the plum in the pot?				
	<b>WRITE</b>	Write the  and  words in your dictionary.				

#### MONDAY ACTIVITY 2





	<b>READ</b>	Read the  and  words from Activity 1.				
	<b>READ</b>	I will plot. I will plot a plan. I will plot a better plan. I will plot a better plan to hurt. I will plot a better plan to hurt the boy. Is it good? Is it good to plan? Is it good to plot a plan? Is it good to plot a plan to hurt? Is it good to plot a plan to hurt a boy? No, it is not good. No, it is not good to plot a plan!				
	<b>WRITE</b>	Write a <b>sentence</b> with: turn Write a <b>question</b> with: better				

#### TUESDAY ACTIVITY 1





	<b>LOOK &amp; SAY</b>	known	believed	better	there	one
	<b>SOUND OUT</b>	spot	spit	spin	spun	
		spat	spoon			

	<b>READ</b>	<p>Look at the boy! Look at the boy spit. Look at the boy spit in the spoon. Can you see the boy? Can you see the boy spit? Can you see the boy spit in the spoon? I can't believe it! I can't believe the boy. I can't believe the boy spat. I can't believe the boy spat in the spoon. Will you spit? Will you spit in a spoon? No! No you must not. No you must not spit in a spoon.</p>
	<b>WRITE</b>	<ol style="list-style-type: none"> <li>1. What did the boy do? The boy _____ in a spoon.</li> <li>2. Will you spit in a spoon? Yes/No, I will/ will not spit in a spoon.</li> </ol>

## TUESDAY ACTIVITY 2







	<b>READ</b>	<p>Read the  and  words from Activity 1.</p>
	<b>WRITE</b>	<p>Write a sentence with: spot Write a question with: one</p>

## WEDNESDAY ACTIVITY 1




	<b>LOOK &amp; SAY</b>	known	believed	better	there	one
	<b>SOUND OUT</b>	cow	how	now	brown	
	<b>READ</b>	<p>A sow? A sow is a pig. A sow is girl pig. A sow is a girl pig on a farm. A cow. A cow lives on the farm. A cow lives on the farm with the sow. A brown cow lives on the farm with the sow. Is the sow brown? No. The sow is not brown. The sow is pink. How many cows can you see? I can see one cow.</p>				
	<b>WRITE</b>	<ol style="list-style-type: none"> <li>1. What is a sow? A sow is a girl _____.</li> <li>2. What colour is the cow? The cow is _____.</li> </ol>				




## WEDNESDAY ACTIVITY 2





	<b>READ</b>	Read the  and  words from Activity 1.
	<b>WRITE</b>	Write the  and  words in your dictionary. Write a <b>sentence</b> with: frown Write a <b>question</b> with: better

## THURSDAY ACTIVITY 1





	<b>LOOK &amp; SAY</b>	known	believed	better	there	one
	<b>SOUND OUT</b>	fur	turn	burn	hurt	
	<b>READ</b>	<p>Li Jie believed. Lie Jie believed he is the best. Lie Jie was known for being the best. Lie Jie believed there was no one better. Lie Jie could shoot. He could shoot his arrow. Lie Jie could shoot his arrow and hit the right spot! Lie Jie could not understand. Lie Jie could not understand how there could be anyone better. Lie Jie understands. Lie Jie now understands. He understands that there can be someone better.</p>				







## THURSDAY ACTIVITY 2

	<b>READ</b>	Read the  and  words from Activity 1.
	<b>WRITE</b>	<ol style="list-style-type: none"><li>Who is the best? _____ is the best.</li><li>What did Lie Jie believe? He believed he was the _____.</li><li>Did Lie Ji believe there was anyone better? Yes/No, he did/ did not believe there was anyone better.</li><li>Where did Lie Jie's arrow hit? His arrow hit on the _____.</li><li>Does Lie Jie understand that there can be someone better? Yes/No, he does/does not understand there can be someone better.</li></ol>







## FRIDAY ACTIVITY 1

	<b>READ</b>	Read the  and  words again.
	<b>READ</b>	Read the story from Thursday Activity 1.






## FRIDAY ACTIVITY 2

	<b>READ</b>	Read the  and  words again.
	<b>WRITE</b>	Write the sentences in your book. Fix the mistakes. <ol style="list-style-type: none"><li>lie jie believed he is the best</li><li>lie jie could shoot his arrow and hit the right spot</li><li>lie jie understands</li></ol>



#### MONDAY ACTIVITY 1



	<b>LOOK &amp; SAY</b>	known	believed	better	there	one
	<b>SOUND OUT</b>	fur	turn	burn	hurt	
		plot	plan	plug	plum	
	<b>READ</b>	It will not be good. It will not be good if you burn. It will not be good if you burn the plum. It will not be good if you burn the plum in the pot. You must turn the plum. You must turn the plum in the pot. You must turn the plum so that it does not burn. Can you turn? Can you turn the plum? Can you turn the plum in the pot?				
	<b>WRITE</b>	Write the  and  words in your dictionary.				

#### MONDAY ACTIVITY 2





	<b>READ</b>	Read the  and  words from Activity 1.				
	<b>READ</b>	I will plot. I will plot a plan. I will plot a better plan. I will plot a better plan to hurt. I will plot a better plan to hurt the boy. Is it good? Is it good to plan? Is it good to plot a plan? Is it good to plot a plan to hurt? Is it good to plot a plan to hurt a boy? No, it is not good. No, it is not good to plot a plan!				
	<b>WRITE</b>	Write a <b>sentence</b> with: turn Write a <b>question</b> with: better				

#### TUESDAY ACTIVITY 1





	<b>LOOK &amp; SAY</b>	known	believed	better	there	one
	<b>SOUND OUT</b>	spot	spit	spin	spun	
		spat	spoon			

	<b>READ</b>	<p>Look at the boy! Look at the boy spit. Look at the boy spit in the spoon. Can you see the boy? Can you see the boy spit? Can you see the boy spit in the spoon? I can't believe it! I can't believe the boy. I can't believe the boy spat. I can't believe the boy spat in the spoon. Will you spit? Will you spit in a spoon? No! No you must not. No you must not spit in a spoon.</p>
	<b>WRITE</b>	<ol style="list-style-type: none"> <li>1. What did the boy do? The boy _____ in a spoon.</li> <li>2. Will you spit in a spoon? Yes/No, I will/ will not spit in a spoon.</li> </ol>







## TUESDAY ACTIVITY 2

	<b>READ</b>	<p>Read the  and  words from Activity 1.</p>
	<b>WRITE</b>	<p>Write a sentence with: spot Write a question with: one</p>




## WEDNESDAY ACTIVITY 1


	<b>LOOK &amp; SAY</b>	known	believed	better	there	one
	<b>SOUND OUT</b>	cow	how	now	brown	
	<b>READ</b>	<p>A sow? A sow is a pig. A sow is girl pig. A sow is a girl pig on a farm. A cow. A cow lives on the farm. A cow lives on the farm with the sow. A brown cow lives on the farm with the sow. Is the sow brown? No. The sow is not brown. The sow is pink. How many cows can you see? I can see one cow.</p>				
	<b>WRITE</b>	<ol style="list-style-type: none"> <li>1. What is a sow? A sow is a girl _____.</li> <li>2. What colour is the cow? The cow is _____.</li> </ol>				

## WEDNESDAY ACTIVITY 2





	<b>READ</b>	Read the  and  words from Activity 1.
	<b>WRITE</b>	Write the  and  words in your dictionary. Write a <b>sentence</b> with: frown Write a <b>question</b> with: better

## THURSDAY ACTIVITY 1





	<b>LOOK &amp; SAY</b>	known	believed	better	there	one
	<b>SOUND OUT</b>	fur	turn	burn	hurt	
	<b>READ</b>	<p>Li Jie believed. Lie Jie believed he is the best. Lie Jie was known for being the best. Lie Jie believed there was no one better. Lie Jie could shoot. He could shoot his arrow. Lie Jie could shoot his arrow and hit the right spot! Lie Jie could not understand. Lie Jie could not understand how there could be anyone better. Lie Jie understands. Lie Jie now understands. He understands that there can be someone better.</p>				







## THURSDAY ACTIVITY 2

	<b>READ</b>	Read the  and  words from Activity 1.
	<b>WRITE</b>	<ol style="list-style-type: none"><li>Who is the best? _____ is the best.</li><li>What did Lie Jie believe? He believed he was the _____.</li><li>Did Lie Ji believe there was anyone better? Yes/No, he did/ did not believe there was anyone better.</li><li>Where did Lie Jie's arrow hit? His arrow hit on the _____.</li><li>Does Lie Jie understand that there can be someone better? Yes/No, he does/does not understand there can be someone better.</li></ol>







## FRIDAY ACTIVITY 1

	<b>READ</b>	Read the  and  words again.
	<b>READ</b>	Read the story from Thursday Activity 1.






## FRIDAY ACTIVITY 2

	<b>READ</b>	Read the  and  words again.
	<b>WRITE</b>	Write the sentences in your book. Fix the mistakes. <ol style="list-style-type: none"><li>lie jie believed he is the best</li><li>lie jie could shoot his arrow and hit the right spot</li><li>lie jie understands</li></ol>



#### MONDAY ACTIVITY 1

	<b>LOOK &amp; SAY</b>	known	believed	better	there	one
	<b>SOUND OUT</b>	fur	turn	burn	hurt	
		plot	plan	plug	plum	
	<b>READ</b>	It will not be good. It will not be good if you burn. It will not be good if you burn the plum. It will not be good if you burn the plum in the pot. You must turn the plum. You must turn the plum in the pot. You must turn the plum so that it does not burn. Can you turn? Can you turn the plum? Can you turn the plum in the pot?				
	<b>WRITE</b>	Write the  and  words in your dictionary.				



#### MONDAY ACTIVITY 2

	<b>READ</b>	Read the  and  words from Activity 1.				
	<b>READ</b>	I will plot. I will plot a plan. I will plot a better plan. I will plot a better plan to hurt. I will plot a better plan to hurt the boy. Is it good? Is it good to plan? Is it good to plot a plan? Is it good to plot a plan to hurt? Is it good to plot a plan to hurt a boy? No, it is not good. No, it is not good to plot a plan!				
	<b>WRITE</b>	Write a <b>sentence</b> with: turn Write a <b>question</b> with: better				





#### TUESDAY ACTIVITY 1

	<b>LOOK &amp; SAY</b>	known	believed	better	there	one
	<b>SOUND OUT</b>	spot	spit	spin	spun	
		spat	spoon			







	<b>READ</b>	<p>Look at the boy! Look at the boy spit. Look at the boy spit in the spoon. Can you see the boy? Can you see the boy spit? Can you see the boy spit in the spoon? I can't believe it! I can't believe the boy. I can't believe the boy spat. I can't believe the boy spat in the spoon. Will you spit? Will you spit in a spoon? No! No you must not. No you must not spit in a spoon.</p>
	<b>WRITE</b>	<ol style="list-style-type: none"> <li>1. What did the boy do? The boy _____ in a spoon.</li> <li>2. Will you spit in a spoon? Yes/No, I will/ will not spit in a spoon.</li> </ol>







## TUESDAY ACTIVITY 2

	<b>READ</b>	<p>Read the  and  words from Activity 1.</p>
	<b>WRITE</b>	<p>Write a sentence with: spot Write a question with: one</p>




## WEDNESDAY ACTIVITY 1


	<b>LOOK &amp; SAY</b>	known	believed	better	there	one
	<b>SOUND OUT</b>	cow	how	now	brown	
	<b>READ</b>	<p>A sow? A sow is a pig. A sow is girl pig. A sow is a girl pig on a farm. A cow. A cow lives on the farm. A cow lives on the farm with the sow. A brown cow lives on the farm with the sow. Is the sow brown? No. The sow is not brown. The sow is pink. How many cows can you see? I can see one cow.</p>				
	<b>WRITE</b>	<ol style="list-style-type: none"> <li>1. What is a sow? A sow is a girl _____.</li> <li>2. What colour is the cow? The cow is _____.</li> </ol>				

## WEDNESDAY ACTIVITY 2





	<b>READ</b>	Read the  and  words from Activity 1.
	<b>WRITE</b>	Write the  and  words in your dictionary. Write a <b>sentence</b> with: frown Write a <b>question</b> with: better

## THURSDAY ACTIVITY 1





	<b>LOOK &amp; SAY</b>	known	believed	better	there	one
	<b>SOUND OUT</b>	fur	turn	burn	hurt	
		plot	plan	plug	plum	
	<b>READ</b>	<p>Li Jie believed. Lie Jie believed he is the best. Lie Jie was known for being the best. Lie Jie believed there was no one better. Lie Jie could shoot. He could shoot his arrow. Lie Jie could shoot his arrow and hit the right spot! Lie Jie could not understand. Lie Jie could not understand how there could be anyone better. Lie Jie understands. Lie Jie now understands. He understands that there can be someone better.</p>				







## THURSDAY ACTIVITY 2

	<b>READ</b>	Read the  and  words from Activity 1.
	<b>WRITE</b>	<ol style="list-style-type: none"><li>Who is the best? _____ is the best.</li><li>What did Lie Jie believe? He believed he was the _____.</li><li>Did Lie Ji believe there was anyone better? Yes/No, he did/ did not believe there was anyone better.</li><li>Where did Lie Jie's arrow hit? His arrow hit on the _____.</li><li>Does Lie Jie understand that there can be someone better? Yes/No, he does/does not understand there can be someone better.</li></ol>







## FRIDAY ACTIVITY 1

	<b>READ</b>	Read the  and  words again.
	<b>READ</b>	Read the story from Thursday Activity 1.






## FRIDAY ACTIVITY 2

	<b>READ</b>	Read the  and  words again.
	<b>WRITE</b>	Write the sentences in your book. Fix the mistakes. <ol style="list-style-type: none"><li>lie jie believed he is the best</li><li>lie jie could shoot his arrow and hit the right spot</li><li>lie jie understands</li></ol>



#### MONDAY ACTIVITY 1



	<b>LOOK &amp; SAY</b>	known	believed	better	there	one
	<b>SOUND OUT</b>	fur	turn	burn	hurt	
		plot	plan	plug	plum	
	<b>READ</b>	It will not be good. It will not be good if you burn. It will not be good if you burn the plum. It will not be good if you burn the plum in the pot. You must turn the plum. You must turn the plum in the pot. You must turn the plum so that it does not burn. Can you turn? Can you turn the plum? Can you turn the plum in the pot?				
	<b>WRITE</b>	Write the  and  words in your dictionary.				

#### MONDAY ACTIVITY 2





	<b>READ</b>	Read the  and  words from Activity 1.				
	<b>READ</b>	I will plot. I will plot a plan. I will plot a better plan. I will plot a better plan to hurt. I will plot a better plan to hurt the boy. Is it good? Is it good to plan? Is it good to plot a plan? Is it good to plot a plan to hurt? Is it good to plot a plan to hurt a boy? No, it is not good. No, it is not good to plot a plan!				
	<b>WRITE</b>	Write a <b>sentence</b> with: turn Write a <b>question</b> with: better				

#### TUESDAY ACTIVITY 1





	<b>LOOK &amp; SAY</b>	known	believed	better	there	one
	<b>SOUND OUT</b>	spot	spit	spin	spun	
		spat	spoon			

	<b>READ</b>	<p>Look at the boy! Look at the boy spit. Look at the boy spit in the spoon. Can you see the boy? Can you see the boy spit? Can you see the boy spit in the spoon? I can't believe it! I can't believe the boy. I can't believe the boy spat. I can't believe the boy spat in the spoon. Will you spit? Will you spit in a spoon? No! No you must not. No you must not spit in a spoon.</p>
	<b>WRITE</b>	<ol style="list-style-type: none"> <li>1. What did the boy do? The boy _____ in a spoon.</li> <li>2. Will you spit in a spoon? Yes/No, I will/ will not spit in a spoon.</li> </ol>







## TUESDAY ACTIVITY 2

	<b>READ</b>	Read the  and  words from Activity 1.
	<b>WRITE</b>	Write a sentence with: spot Write a question with: one




## WEDNESDAY ACTIVITY 1


	<b>LOOK &amp; SAY</b>	known	believed	better	there	one
	<b>SOUND OUT</b>	cow	how	now	brown	
	<b>READ</b>	<p>A sow? A sow is a pig. A sow is girl pig. A sow is a girl pig on a farm. A cow. A cow lives on the farm. A cow lives on the farm with the sow. A brown cow lives on the farm with the sow. Is the sow brown? No. The sow is not brown. The sow is pink. How many cows can you see? I can see one cow.</p>				
	<b>WRITE</b>	<ol style="list-style-type: none"> <li>1. What is a sow? A sow is a girl _____.</li> <li>2. What colour is the cow? The cow is _____.</li> </ol>				

## WEDNESDAY ACTIVITY 2





	<b>READ</b>	Read the  and  words from Activity 1.
	<b>WRITE</b>	Write the  and  words in your dictionary. Write a <b>sentence</b> with: frown Write a <b>question</b> with: better

## THURSDAY ACTIVITY 1





	<b>LOOK &amp; SAY</b>	known	believed	better	there	one
	<b>SOUND OUT</b>	fur	turn	burn	hurt	
	<b>READ</b>	<p>Li Jie believed. Lie Jie believed he is the best. Lie Jie was known for being the best. Lie Jie believed there was no one better. Lie Jie could shoot. He could shoot his arrow. Lie Jie could shoot his arrow and hit the right spot! Lie Jie could not understand. Lie Jie could not understand how there could be anyone better. Lie Jie understands. Lie Jie now understands. He understands that there can be someone better.</p>				







## THURSDAY ACTIVITY 2

	<b>READ</b>	Read the  and  words from Activity 1.
	<b>WRITE</b>	<ol style="list-style-type: none"><li>Who is the best? _____ is the best.</li><li>What did Lie Jie believe? He believed he was the _____.</li><li>Did Lie Ji believe there was anyone better? Yes/No, he did/ did not believe there was anyone better.</li><li>Where did Lie Jie's arrow hit? His arrow hit on the _____.</li><li>Does Lie Jie understand that there can be someone better? Yes/No, he does/does not understand there can be someone better.</li></ol>

## FRIDAY ACTIVITY 1







	<b>READ</b>	Read the  and  words again.
	<b>READ</b>	Read the story from Thursday Activity 1.

## FRIDAY ACTIVITY 2






	<b>READ</b>	Read the  and  words again.
	<b>WRITE</b>	Write the sentences in your book. Fix the mistakes. <ol style="list-style-type: none"><li>lie jie believed he is the best</li><li>lie jie could shoot his arrow and hit the right spot</li><li>lie jie understands</li></ol>





### MONDAY ACTIVITY 1



	<b>LOOK &amp; SAY</b>	known	believed	better	there	one
	<b>SOUND OUT</b>	fur	turn	burn	hurt	
		plot	plan	plug	plum	
	<b>READ</b>	It will not be good. It will not be good if you burn. It will not be good if you burn the plum. It will not be good if you burn the plum in the pot. You must turn the plum. You must turn the plum in the pot. You must turn the plum so that it does not burn. Can you turn? Can you turn the plum? Can you turn the plum in the pot?				
	<b>WRITE</b>	Write the  and  words in your dictionary.				

### MONDAY ACTIVITY 2





	<b>READ</b>	Read the  and  words from Activity 1.				
	<b>READ</b>	I will plot. I will plot a plan. I will plot a better plan. I will plot a better plan to hurt. I will plot a better plan to hurt the boy. Is it good? Is it good to plan? Is it good to plot a plan? Is it good to plot a plan to hurt? Is it good to plot a plan to hurt a boy? No, it is not good. No, it is not good to plot a plan!				
	<b>WRITE</b>	Write a <b>sentence</b> with: turn Write a <b>question</b> with: better				

### TUESDAY ACTIVITY 1





	<b>LOOK &amp; SAY</b>	known	believed	better	there	one
	<b>SOUND OUT</b>	spot	spit	spin	spun	
		spat	spoon			

	<b>READ</b>	<p>Look at the boy! Look at the boy spit. Look at the boy spit in the spoon. Can you see the boy? Can you see the boy spit? Can you see the boy spit in the spoon? I can't believe it! I can't believe the boy. I can't believe the boy spat. I can't believe the boy spat in the spoon. Will you spit? Will you spit in a spoon? No! No you must not. No you must not spit in a spoon.</p>
	<b>WRITE</b>	<ol style="list-style-type: none"> <li>1. What did the boy do? The boy _____ in a spoon.</li> <li>2. Will you spit in a spoon? Yes/No, I will/ will not spit in a spoon.</li> </ol>







## TUESDAY ACTIVITY 2

	<b>READ</b>	<p>Read the  and  words from Activity 1.</p>
	<b>WRITE</b>	<p>Write a sentence with: spot Write a question with: one</p>




## WEDNESDAY ACTIVITY 1


	<b>LOOK &amp; SAY</b>	known	believed	better	there	one
	<b>SOUND OUT</b>	cow	how	now	brown	
	<b>READ</b>	<p>A sow? A sow is a pig. A sow is girl pig. A sow is a girl pig on a farm. A cow. A cow lives on the farm. A cow lives on the farm with the sow. A brown cow lives on the farm with the sow. Is the sow brown? No. The sow is not brown. The sow is pink. How many cows can you see? I can see one cow.</p>				
	<b>WRITE</b>	<ol style="list-style-type: none"> <li>1. What is a sow? A sow is a girl _____.</li> <li>2. What colour is the cow? The cow is _____.</li> </ol>				

## WEDNESDAY ACTIVITY 2





	<b>READ</b>	Read the  and  words from Activity 1.
	<b>WRITE</b>	Write the  and  words in your dictionary. Write a <b>sentence</b> with: frown Write a <b>question</b> with: better

## THURSDAY ACTIVITY 1





	<b>LOOK &amp; SAY</b>	known	believed	better	there	one
	<b>SOUND OUT</b>	fur	turn	burn	hurt	
	<b>READ</b>	<p>Li Jie believed. Lie Jie believed he is the best. Lie Jie was known for being the best. Lie Jie believed there was no one better. Lie Jie could shoot. He could shoot his arrow. Lie Jie could shoot his arrow and hit the right spot! Lie Jie could not understand. Lie Jie could not understand how there could be anyone better. Lie Jie understands. Lie Jie now understands. He understands that there can be someone better.</p>				







## THURSDAY ACTIVITY 2

	<b>READ</b>	Read the  and  words from Activity 1.
	<b>WRITE</b>	<ol style="list-style-type: none"><li>Who is the best? _____ is the best.</li><li>What did Lie Jie believe? He believed he was the _____.</li><li>Did Lie Ji believe there was anyone better? Yes/No, he did/ did not believe there was anyone better.</li><li>Where did Lie Jie's arrow hit? His arrow hit on the _____.</li><li>Does Lie Jie understand that there can be someone better? Yes/No, he does/does not understand there can be someone better.</li></ol>







## FRIDAY ACTIVITY 1

	<b>READ</b>	Read the  and  words again.
	<b>READ</b>	Read the story from Thursday Activity 1.






## FRIDAY ACTIVITY 2

	<b>READ</b>	Read the  and  words again.
	<b>WRITE</b>	Write the sentences in your book. Fix the mistakes. <ol style="list-style-type: none"><li>lie jie believed he is the best</li><li>lie jie could shoot his arrow and hit the right spot</li><li>lie jie understands</li></ol>



#### MONDAY ACTIVITY 1



	<b>LOOK &amp; SAY</b>	known	believed	better	there	one
	<b>SOUND OUT</b>	fur	turn	burn	hurt	
		plot	plan	plug	plum	
	<b>READ</b>	It will not be good. It will not be good if you burn. It will not be good if you burn the plum. It will not be good if you burn the plum in the pot. You must turn the plum. You must turn the plum in the pot. You must turn the plum so that it does not burn. Can you turn? Can you turn the plum? Can you turn the plum in the pot?				
	<b>WRITE</b>	Write the  and  words in your dictionary.				

#### MONDAY ACTIVITY 2





	<b>READ</b>	Read the  and  words from Activity 1.				
	<b>READ</b>	I will plot. I will plot a plan. I will plot a better plan. I will plot a better plan to hurt. I will plot a better plan to hurt the boy. Is it good? Is it good to plan? Is it good to plot a plan? Is it good to plot a plan to hurt? Is it good to plot a plan to hurt a boy? No, it is not good. No, it is not good to plot a plan!				
	<b>WRITE</b>	Write a <b>sentence</b> with: turn Write a <b>question</b> with: better				

#### TUESDAY ACTIVITY 1





	<b>LOOK &amp; SAY</b>	known	believed	better	there	one
	<b>SOUND OUT</b>	spot	spit	spin	spun	
		spat	spoon			

	<b>READ</b>	<p>Look at the boy! Look at the boy spit. Look at the boy spit in the spoon. Can you see the boy? Can you see the boy spit? Can you see the boy spit in the spoon? I can't believe it! I can't believe the boy. I can't believe the boy spat. I can't believe the boy spat in the spoon. Will you spit? Will you spit in a spoon? No! No you must not. No you must not spit in a spoon.</p>
	<b>WRITE</b>	<ol style="list-style-type: none"> <li>1. What did the boy do? The boy _____ in a spoon.</li> <li>2. Will you spit in a spoon? Yes/No, I will/ will not spit in a spoon.</li> </ol>







## TUESDAY ACTIVITY 2

	<b>READ</b>	<p>Read the  and  words from Activity 1.</p>
	<b>WRITE</b>	<p>Write a sentence with: spot Write a question with: one</p>




## WEDNESDAY ACTIVITY 1


	<b>LOOK &amp; SAY</b>	known	believed	better	there	one
	<b>SOUND OUT</b>	cow	how	now	brown	
	<b>READ</b>	<p>A sow? A sow is a pig. A sow is girl pig. A sow is a girl pig on a farm. A cow. A cow lives on the farm. A cow lives on the farm with the sow. A brown cow lives on the farm with the sow. Is the sow brown? No. The sow is not brown. The sow is pink. How many cows can you see? I can see one cow.</p>				
	<b>WRITE</b>	<ol style="list-style-type: none"> <li>1. What is a sow? A sow is a girl _____.</li> <li>2. What colour is the cow? The cow is _____.</li> </ol>				

## WEDNESDAY ACTIVITY 2

	<b>READ</b>	Read the  and  words from Activity 1.
	<b>WRITE</b>	Write the  and  words in your dictionary. Write a <b>sentence</b> with: frown Write a <b>question</b> with: better





## THURSDAY ACTIVITY 1

	<b>LOOK &amp; SAY</b>	known	believed	better	there	one
	<b>SOUND OUT</b>	fur	turn	burn	hurt	
	<b>READ</b>	<p>Li Jie believed. Lie Jie believed he is the best. Lie Jie was known for being the best. Lie Jie believed there was no one better. Lie Jie could shoot. He could shoot his arrow. Lie Jie could shoot his arrow and hit the right spot! Lie Jie could not understand. Lie Jie could not understand how there could be anyone better. Lie Jie understands. Lie Jie now understands. He understands that there can be someone better.</p>				













## THURSDAY ACTIVITY 2

	<b>READ</b>	Read the  and  words from Activity 1.
	<b>WRITE</b>	<ol style="list-style-type: none"><li>Who is the best? _____ is the best.</li><li>What did Lie Jie believe? He believed he was the _____.</li><li>Did Lie Ji believe there was anyone better? Yes/No, he did/ did not believe there was anyone better.</li><li>Where did Lie Jie's arrow hit? His arrow hit on the _____.</li><li>Does Lie Jie understand that there can be someone better? Yes/No, he does/does not understand there can be someone better.</li></ol>







## FRIDAY ACTIVITY 1

	<b>READ</b>	Read the  and  words again.
	<b>READ</b>	Read the story from Thursday Activity 1.






## FRIDAY ACTIVITY 2

	<b>READ</b>	Read the  and  words again.
	<b>WRITE</b>	Write the sentences in your book. Fix the mistakes. <ol style="list-style-type: none"><li>lie jie believed he is the best</li><li>lie jie could shoot his arrow and hit the right spot</li><li>lie jie understands</li></ol>



#### MONDAY ACTIVITY 1



	<b>LOOK &amp; SAY</b>	known	believed	better	there	one
	<b>SOUND OUT</b>	fur	turn	burn	hurt	
		plot	plan	plug	plum	
	<b>READ</b>	It will not be good. It will not be good if you burn. It will not be good if you burn the plum. It will not be good if you burn the plum in the pot. You must turn the plum. You must turn the plum in the pot. You must turn the plum so that it does not burn. Can you turn? Can you turn the plum? Can you turn the plum in the pot?				
	<b>WRITE</b>	Write the  and  words in your dictionary.				

#### MONDAY ACTIVITY 2





	<b>READ</b>	Read the  and  words from Activity 1.				
	<b>READ</b>	I will plot. I will plot a plan. I will plot a better plan. I will plot a better plan to hurt. I will plot a better plan to hurt the boy. Is it good? Is it good to plan? Is it good to plot a plan? Is it good to plot a plan to hurt? Is it good to plot a plan to hurt a boy? No, it is not good. No, it is not good to plot a plan!				
	<b>WRITE</b>	Write a <b>sentence</b> with: turn Write a <b>question</b> with: better				

#### TUESDAY ACTIVITY 1





	<b>LOOK &amp; SAY</b>	known	believed	better	there	one
	<b>SOUND OUT</b>	spot	spit	spin	spun	
		spat	spoon			

	<b>READ</b>	Look at the boy! Look at the boy spit. Look at the boy spit in the spoon. Can you see the boy? Can you see the boy spit? Can you see the boy spit in the spoon? I can't believe it! I can't believe the boy. I can't believe the boy spat. I can't believe the boy spat in the spoon. Will you spit? Will you spit in a spoon? No! No you must not. No you must not spit in a spoon.
	<b>WRITE</b>	<ol style="list-style-type: none"> <li>1. What did the boy do? The boy _____ in a spoon.</li> <li>2. Will you spit in a spoon? Yes/No, I will/ will not spit in a spoon.</li> </ol>







## TUESDAY ACTIVITY 2

	<b>READ</b>	Read the  and  words from Activity 1.
	<b>WRITE</b>	Write a sentence with: spot Write a question with: one




## WEDNESDAY ACTIVITY 1


	<b>LOOK &amp; SAY</b>	known	believed	better	there	one
	<b>SOUND OUT</b>	cow	how	now	brown	
		sow	frown			
	<b>READ</b>	A sow? A sow is a pig. A sow is girl pig. A sow is a girl pig on a farm. A cow. A cow lives on the farm. A cow lives on the farm with the sow. A brown cow lives on the farm with the sow. Is the sow brown? No. The sow is not brown. The sow is pink. How many cows can you see? I can see one cow.				
	<b>WRITE</b>	<ol style="list-style-type: none"> <li>1. What is a sow? A sow is a girl _____.</li> <li>2. What colour is the cow? The cow is _____.</li> </ol>				

## WEDNESDAY ACTIVITY 2





	<b>READ</b>	Read the  and  words from Activity 1.
	<b>WRITE</b>	Write the  and  words in your dictionary. Write a <b>sentence</b> with: frown Write a <b>question</b> with: better

## THURSDAY ACTIVITY 1





	<b>LOOK &amp; SAY</b>	known	believed	better	there	one
	<b>SOUND OUT</b>	fur	turn	burn	hurt	
	<b>READ</b>	<p>Li Jie believed. Lie Jie believed he is the best. Lie Jie was known for being the best. Lie Jie believed there was no one better. Lie Jie could shoot. He could shoot his arrow. Lie Jie could shoot his arrow and hit the right spot! Lie Jie could not understand. Lie Jie could not understand how there could be anyone better. Lie Jie understands. Lie Jie now understands. He understands that there can be someone better.</p>				







## THURSDAY ACTIVITY 2

	<b>READ</b>	Read the  and  words from Activity 1.
	<b>WRITE</b>	<ol style="list-style-type: none"><li>Who is the best? _____ is the best.</li><li>What did Lie Jie believe? He believed he was the _____.</li><li>Did Lie Ji believe there was anyone better? Yes/No, he did/ did not believe there was anyone better.</li><li>Where did Lie Jie's arrow hit? His arrow hit on the _____.</li><li>Does Lie Jie understand that there can be someone better? Yes/No, he does/does not understand there can be someone better.</li></ol>







## FRIDAY ACTIVITY 1

	<b>READ</b>	Read the  and  words again.
	<b>READ</b>	Read the story from Thursday Activity 1.






## FRIDAY ACTIVITY 2

	<b>READ</b>	Read the  and  words again.
	<b>WRITE</b>	Write the sentences in your book. Fix the mistakes. <ol style="list-style-type: none"><li>lie jie believed he is the best</li><li>lie jie could shoot his arrow and hit the right spot</li><li>lie jie understands</li></ol>



#### MONDAY ACTIVITY 1



	<b>LOOK &amp; SAY</b>	known	believed	better	there	one
	<b>SOUND OUT</b>	fur	turn	burn	hurt	
		plot	plan	plug	plum	
	<b>READ</b>	It will not be good. It will not be good if you burn. It will not be good if you burn the plum. It will not be good if you burn the plum in the pot. You must turn the plum. You must turn the plum in the pot. You must turn the plum so that it does not burn. Can you turn? Can you turn the plum? Can you turn the plum in the pot?				
	<b>WRITE</b>	Write the  and  words in your dictionary.				

#### MONDAY ACTIVITY 2





	<b>READ</b>	Read the  and  words from Activity 1.				
	<b>READ</b>	I will plot. I will plot a plan. I will plot a better plan. I will plot a better plan to hurt. I will plot a better plan to hurt the boy. Is it good? Is it good to plan? Is it good to plot a plan? Is it good to plot a plan to hurt? Is it good to plot a plan to hurt a boy? No, it is not good. No, it is not good to plot a plan!				
	<b>WRITE</b>	Write a <b>sentence</b> with: turn Write a <b>question</b> with: better				

#### TUESDAY ACTIVITY 1





	<b>LOOK &amp; SAY</b>	known	believed	better	there	one
	<b>SOUND OUT</b>	spot	spit	spin	spun	
		spat	spoon			

	<b>READ</b>	Look at the boy! Look at the boy spit. Look at the boy spit in the spoon. Can you see the boy? Can you see the boy spit? Can you see the boy spit in the spoon? I can't believe it! I can't believe the boy. I can't believe the boy spat. I can't believe the boy spat in the spoon. Will you spit? Will you spit in a spoon? No! No you must not. No you must not spit in a spoon.
	<b>WRITE</b>	<ol style="list-style-type: none"> <li>1. What did the boy do? The boy _____ in a spoon.</li> <li>2. Will you spit in a spoon? Yes/No, I will/ will not spit in a spoon.</li> </ol>

## TUESDAY ACTIVITY 2







	<b>READ</b>	Read the  and  words from Activity 1.
	<b>WRITE</b>	Write a sentence with: spot Write a question with: one

## WEDNESDAY ACTIVITY 1




	<b>LOOK &amp; SAY</b>	known	believed	better	there	one
	<b>SOUND OUT</b>	cow	how	now	brown	
		sow	frown			
	<b>READ</b>	A sow? A sow is a pig. A sow is girl pig. A sow is a girl pig on a farm. A cow. A cow lives on the farm. A cow lives on the farm with the sow. A brown cow lives on the farm with the sow. Is the sow brown? No. The sow is not brown. The sow is pink. How many cows can you see? I can see one cow.				
	<b>WRITE</b>	<ol style="list-style-type: none"> <li>1. What is a sow? A sow is a girl _____.</li> <li>2. What colour is the cow? The cow is _____.</li> </ol>				




## WEDNESDAY ACTIVITY 2





	<b>READ</b>	Read the  and  words from Activity 1.
	<b>WRITE</b>	Write the  and  words in your dictionary. Write a <b>sentence</b> with: frown Write a <b>question</b> with: better

## THURSDAY ACTIVITY 1





	<b>LOOK &amp; SAY</b>	known	believed	better	there	one
	<b>SOUND OUT</b>	fur	turn	burn	hurt	
	<b>READ</b>	<p>Li Jie believed. Lie Jie believed he is the best. Lie Jie was known for being the best. Lie Jie believed there was no one better. Lie Jie could shoot. He could shoot his arrow. Lie Jie could shoot his arrow and hit the right spot! Lie Jie could not understand. Lie Jie could not understand how there could be anyone better. Lie Jie understands. Lie Jie now understands. He understands that there can be someone better.</p>				







## THURSDAY ACTIVITY 2

	<b>READ</b>	Read the  and  words from Activity 1.
	<b>WRITE</b>	<ol style="list-style-type: none"><li>Who is the best? _____ is the best.</li><li>What did Lie Jie believe? He believed he was the _____.</li><li>Did Lie Ji believe there was anyone better? Yes/No, he did/ did not believe there was anyone better.</li><li>Where did Lie Jie's arrow hit? His arrow hit on the _____.</li><li>Does Lie Jie understand that there can be someone better? Yes/No, he does/does not understand there can be someone better.</li></ol>




## FRIDAY ACTIVITY 1

	<b>READ</b>	Read the  and  words again.
	<b>READ</b>	Read the story from Thursday Activity 1.






## FRIDAY ACTIVITY 2

	<b>READ</b>	Read the  and  words again.
	<b>WRITE</b>	Write the sentences in your book. Fix the mistakes. <ol style="list-style-type: none"><li>lie jie believed he is the best</li><li>lie jie could shoot his arrow and hit the right spot</li><li>lie jie understands</li></ol>



## MONDAY ACTIVITY 1



	<b>LOOK &amp; SAY</b>	always	toast	please	special	thought
	<b>SOUND OUT</b>	spot	spit	spin	spun	
		cow	how	now	brown	
	<b>READ</b>	Please. Please can I have? Please can I have toast? Please can I have toast now? I always. I always want toast. I thought I did not. I thought I did not want toast. I do want toast. I want brown toast now. I want brown toast now please. How can I get my toast? How can I get my toast now? How can I get my toast now please?				
	<b>WRITE</b>	Write the  and  words in your dictionary.				

## MONDAY ACTIVITY 2





	<b>READ</b>	Read the  and  words from Activity 1.				
	<b>READ</b>	I see a cow. I see a brown cow. I see a brown cow now. Can you see? Can you see the cow? Can you see the brown cow? Can you see the brown cow now? I have a thought; I have a thought about the cow. I think. I think the cow is special. Do you? Do you think the cow is special?				
	<b>WRITE</b>	Write a <b>sentence</b> with: please Write a <b>question</b> with: spun				

## TUESDAY ACTIVITY 1





	<b>LOOK &amp; SAY</b>	always	toast	please	special	thought
	<b>SOUND OUT</b>	pink	sink	wink	link	
		think	stink			


	<b>READ</b>	Please. Please think. Please think about the sink. Please think about the link in the sink. I thought. I thought about the sink. I thought about the link in the sink. I thought about the link in the sink that is making it pink. I always. I always think. I always think about the sink. I always think about the pink sink. I always think about the pink sink with the link. Will you think about the sink? Will you think about the pink sink?
	<b>WRITE</b>	1. What must you think about? You must think about the _____. 2. What colour is the sink? The sink is _____.

## TUESDAY ACTIVITY 2







	<b>READ</b>	Read the  and  words from Activity 1.
	<b>WRITE</b>	Write a <b>sentence</b> with: spot Write a <b>question</b> with: one

## WEDNESDAY ACTIVITY 1



	<b>LOOK &amp; SAY</b>	always	toast	please	special	thought
	<b>SOUND OUT</b>	out	shout	loud	spout	
	<b>SOUND OUT</b>	bounce	count			
	<b>READ</b>	I shout. I shout loud. I shout loud when I'm out. I shout loud when I'm out and I count. Will you? Will you shout? Will you shout loud? Will you shout loud when you're out? Please shout. Please shout loud. Please shout loud when you are out. We can bounce. We can bounce when we shout. We can bounce when we shout loud. We can bounce when we shout loud and we count.				



	<b>WRITE</b>	<p>1. How do I shout? I shout _____.</p> <p>2. What will I do when I shout? I will _____ when I shout.</p>
--	--------------	--

### WEDNESDAY ACTIVITY 2





	<b>READ</b>	Read the  and  words from Activity 1.
	<b>WRITE</b>	Write the  and  words in your dictionary. Write a <b>sentence</b> with: frown Write a <b>question</b> with: better

### THURSDAY ACTIVITY 1





	<b>LOOK &amp; SAY</b>	always	toast	please	special	thought
	<b>SOUND OUT</b>	pink	sink	wink	link	
		out	shout	loud	spout	

	<b>READ</b>	<p>Sibongile came home. Sibongile came home from school. She found her mother. She found her mother sick in bed. She wanted to make her mother toast. She asked her brother if he would help. Please help me make toast. Will he help? Will he help her make toast? Her brother did not make the toast. Her brother did not help Sibongile wanted to make a puppet. She wanted to make a puppet show for her mother. She had a puppet show.</p> <div style="text-align: right;">  </div>
--	-------------	--





## THURSDAY ACTIVITY 2

	<b>READ</b>	Read the  and  words from Activity 1.
	<b>WRITE</b>	<ol style="list-style-type: none"><li>1. Who came home? _____ came home.</li><li>2. Where was her mother? Her mother was in _____.</li><li>3. What was wrong with her mother? Her mother was _____.</li><li>4. What did she want to make for her mother? She wanted to _____ for her mother.</li><li>5. Does Sibongile's brother help her make toast? Yes/No, her brother does/does not help her make toast.</li></ol>



## FRIDAY ACTIVITY 1

	<b>READ</b>	Read the  and  words again.
	<b>READ</b>	Read the story from Thursday Activity 1.






## FRIDAY ACTIVITY 2

	<b>READ</b>	Read the  and  words again.
	<b>WRITE</b>	Write the sentences in your book. Fix the mistakes. <ol style="list-style-type: none"><li>1. sibongile came home</li><li>2. will he help her make toast</li><li>3. sibongile wanted to make a puppet</li></ol>



## MONDAY ACTIVITY 1

	<b>LOOK &amp; SAY</b>	always	toast	please	special	thought
	<b>SOUND OUT</b>	spot	spit	spin	spun	
		cow	how	now	brown	
	<b>READ</b>	Please. Please can I have? Please can I have toast? Please can I have toast now? I always. I always want toast. I thought I did not. I thought I did not want toast. I do want toast. I want brown toast now. I want brown toast now please. How can I get my toast? How can I get my toast now? How can I get my toast now please?				
	<b>WRITE</b>	Write the  and  words in your dictionary.				


## MONDAY ACTIVITY 2


	<b>READ</b>	Read the  and  words from Activity 1.				
	<b>READ</b>	I see a cow. I see a brown cow. I see a brown cow now. Can you see? Can you see the cow? Can you see the brown cow? Can you see the brown cow now? I have a thought; I have a thought about the cow. I think. I think the cow is special. Do you? Do you think the cow is special?				
	<b>WRITE</b>	Write a <b>sentence</b> with: please Write a <b>question</b> with: spun				

## TUESDAY ACTIVITY 1

	<b>LOOK &amp; SAY</b>	always	toast	please	special	thought
	<b>SOUND OUT</b>	pink	sink	wink	link	
		think	stink			




	<b>READ</b>	Please. Please think. Please think about the sink. Please think about the link in the sink. I thought. I thought about the sink. I thought about the link in the sink. I thought about the link in the sink that is making it pink. I always. I always think. I always think about the sink. I always think about the pink sink. I always think about the pink sink with the link. Will you think about the sink? Will you think about the pink sink?
--	-------------	---


	<b>WRITE</b>	1. What must you think about? You must think about the _____. 2. What colour is the sink? The sink is _____.
--	--------------	---

**TUESDAY ACTIVITY 2**

	<b>READ</b>	Read the  and  words from Activity 1.
--	-------------	---


	<b>WRITE</b>	Write a <b>sentence</b> with: spot Write a <b>question</b> with: one
--	--------------	---


**WEDNESDAY ACTIVITY 1**

	<b>LOOK &amp; SAY</b>	always	toast	please	special	thought
--	-----------------------	--------	-------	--------	---------	---------







	<b>SOUND OUT</b>	out	shout	loud	spout
--	------------------	-----	-------	------	-------

		bounce	count		
--	--	--------	-------	--	--



	<b>READ</b>	I shout. I shout loud. I shout loud when I'm out. I shout loud when I'm out and I count. Will you? Will you shout? Will you shout loud? Will you shout loud when you're out? Please shout. Please shout loud. Please shout loud when you are out. We can bounce. We can bounce when we shout. We can bounce when we shout loud. We can bounce when we shout loud and we count.
--	-------------	--



	<b>WRITE</b>	<p>1. How do I shout? I shout _____.</p> <p>2. What will I do when I shout? I will _____ when I shout.</p>
--	--------------	--

### WEDNESDAY ACTIVITY 2





	<b>READ</b>	Read the  and  words from Activity 1.
	<b>WRITE</b>	Write the  and  words in your dictionary. Write a <b>sentence</b> with: frown Write a <b>question</b> with: better

### THURSDAY ACTIVITY 1





	<b>LOOK &amp; SAY</b>	always	toast	please	special	thought
	<b>SOUND OUT</b>	pink	sink	wink	link	
		out	shout	loud	spout	

	<b>READ</b>	<p>Sibongile came home. Sibongile came home from school. She found her mother. She found her mother sick in bed. She wanted to make her mother toast. She asked her brother if he would help. Please help me make toast. Will he help? Will he help her make toast? Her brother did not make the toast. Her brother did not help. Sibongile wanted to make a puppet. She wanted to make a puppet show for her mother. She had a puppet show.</p> <div style="text-align: right;">  </div>
--	-------------	---





## THURSDAY ACTIVITY 2

	<b>READ</b>	Read the  and  words from Activity 1.
	<b>WRITE</b>	<ol style="list-style-type: none"><li>1. Who came home? _____ came home.</li><li>2. Where was her mother? Her mother was in _____.</li><li>3. What was wrong with her mother? Her mother was _____.</li><li>4. What did she want to make for her mother? She wanted to _____ for her mother.</li><li>5. Does Sibongile's brother help her make toast? Yes/No, her brother does/does not help her make toast.</li></ol>





## FRIDAY ACTIVITY 1

	<b>READ</b>	Read the  and  words again.
	<b>READ</b>	Read the story from Thursday Activity 1.






## FRIDAY ACTIVITY 2

	<b>READ</b>	Read the  and  words again.
	<b>WRITE</b>	Write the sentences in your book. Fix the mistakes. <ol style="list-style-type: none"><li>1. sibongile came home</li><li>2. will he help her make toast</li><li>3. sibongile wanted to make a puppet</li></ol>



## MONDAY ACTIVITY 1



	<b>LOOK &amp; SAY</b>	always	toast	please	special	thought
	<b>SOUND OUT</b>	spot	spit	spin	spun	
		cow	how	now	brown	
	<b>READ</b>	Please. Please can I have? Please can I have toast? Please can I have toast now? I always. I always want toast. I thought I did not. I thought I did not want toast. I do want toast. I want brown toast now. I want brown toast now please. How can I get my toast? How can I get my toast now? How can I get my toast now please?				
	<b>WRITE</b>	Write the  and  words in your dictionary.				

## MONDAY ACTIVITY 2





	<b>READ</b>	Read the  and  words from Activity 1.				
	<b>READ</b>	I see a cow. I see a brown cow. I see a brown cow now. Can you see? Can you see the cow? Can you see the brown cow? Can you see the brown cow now? I have a thought; I have a thought about the cow. I think. I think the cow is special. Do you? Do you think the cow is special?				
	<b>WRITE</b>	Write a <b>sentence</b> with: please Write a <b>question</b> with: spun				

## TUESDAY ACTIVITY 1





	<b>LOOK &amp; SAY</b>	always	toast	please	special	thought
	<b>SOUND OUT</b>	pink	sink	wink	link	
		think	stink			


	<b>READ</b>	Please. Please think. Please think about the sink. Please think about the link in the sink. I thought. I thought about the sink. I thought about the link in the sink. I thought about the link in the sink that is making it pink. I always. I always think. I always think about the sink. I always think about the pink sink. I always think about the pink sink with the link. Will you think about the sink? Will you think about the pink sink?
	<b>WRITE</b>	1. What must you think about? You must think about the _____. 2. What colour is the sink? The sink is _____.

## TUESDAY ACTIVITY 2







	<b>READ</b>	Read the  and  words from Activity 1.
	<b>WRITE</b>	Write a <b>sentence</b> with: spot Write a <b>question</b> with: one

## WEDNESDAY ACTIVITY 1



	<b>LOOK &amp; SAY</b>	always	toast	please	special	thought
	<b>SOUND OUT</b>	out	shout	loud	spout	
	<b>SOUND OUT</b>	bounce	count			
	<b>READ</b>	I shout. I shout loud. I shout loud when I'm out. I shout loud when I'm out and I count. Will you? Will you shout? Will you shout loud? Will you shout loud when you're out? Please shout. Please shout loud. Please shout loud when you are out. We can bounce. We can bounce when we shout. We can bounce when we shout loud. We can bounce when we shout loud and we count.				



	<b>WRITE</b>	<p>1. How do I shout? I shout _____.</p> <p>2. What will I do when I shout? I will _____ when I shout.</p>
--	--------------	--

### WEDNESDAY ACTIVITY 2

	<b>READ</b>	Read the  and  words from Activity 1.
	<b>WRITE</b>	Write the  and  words in your dictionary. Write a <b>sentence</b> with: frown Write a <b>question</b> with: better





### THURSDAY ACTIVITY 1

	<b>LOOK &amp; SAY</b>	always	toast	please	special	thought
	<b>SOUND OUT</b>	pink	sink	wink	link	out shout loud spout





	<b>READ</b>	<p>Sibongile came home. Sibongile came home from school. She found her mother. She found her mother sick in bed. She wanted to make her mother toast. She asked her brother if he would help. Please help me make toast. Will he help? Will he help her make toast? Her brother did not make the toast. Her brother did not help Sibongile wanted to make a puppet. She wanted to make a puppet show for her mother. She had a puppet show.</p> <div style="text-align: right;">  </div>
--	-------------	--







## THURSDAY ACTIVITY 2

	<b>READ</b>	Read the  and  words from Activity 1.
	<b>WRITE</b>	<ol style="list-style-type: none"><li>1. Who came home? _____ came home.</li><li>2. Where was her mother? Her mother was in _____.</li><li>3. What was wrong with her mother? Her mother was _____.</li><li>4. What did she want to make for her mother? She wanted to _____ for her mother.</li><li>5. Does Sibongile's brother help her make toast? Yes/No, her brother does/does not help her make toast.</li></ol>

## FRIDAY ACTIVITY 1







	<b>READ</b>	Read the  and  words again.
	<b>READ</b>	Read the story from Thursday Activity 1.

## FRIDAY ACTIVITY 2






	<b>READ</b>	Read the  and  words again.
	<b>WRITE</b>	Write the sentences in your book. Fix the mistakes. <ol style="list-style-type: none"><li>1. sibongile came home</li><li>2. will he help her make toast</li><li>3. sibongile wanted to make a puppet</li></ol>





### MONDAY ACTIVITY 1



	<b>LOOK &amp; SAY</b>	always	toast	please	special	thought
	<b>SOUND OUT</b>	spot	spit	spin	spun	
		cow	how	now	brown	
	<b>READ</b>	Please. Please can I have? Please can I have toast? Please can I have toast now? I always. I always want toast. I thought I did not. I thought I did not want toast. I do want toast. I want brown toast now. I want brown toast now please. How can I get my toast? How can I get my toast now? How can I get my toast now please?				
	<b>WRITE</b>	Write the  and  words in your dictionary.				

### MONDAY ACTIVITY 2





	<b>READ</b>	Read the  and  words from Activity 1.				
	<b>READ</b>	I see a cow. I see a brown cow. I see a brown cow now. Can you see? Can you see the cow? Can you see the brown cow? Can you see the brown cow now? I have a thought; I have a thought about the cow. I think. I think the cow is special. Do you? Do you think the cow is special?				
	<b>WRITE</b>	Write a <b>sentence</b> with: please Write a <b>question</b> with: spun				

### TUESDAY ACTIVITY 1





	<b>LOOK &amp; SAY</b>	always	toast	please	special	thought
	<b>SOUND OUT</b>	pink	sink	wink	link	
		think	stink			


	<b>READ</b>	Please. Please think. Please think about the sink. Please think about the link in the sink. I thought. I thought about the sink. I thought about the link in the sink. I thought about the link in the sink that is making it pink. I always. I always think. I always think about the sink. I always think about the pink sink. I always think about the pink sink with the link. Will you think about the sink? Will you think about the pink sink?
	<b>WRITE</b>	1. What must you think about? You must think about the _____. 2. What colour is the sink? The sink is _____.

**TUESDAY ACTIVITY 2**

	<b>READ</b>	Read the  and  words from Activity 1.
	<b>WRITE</b>	Write a <b>sentence</b> with: spot Write a <b>question</b> with: one




**WEDNESDAY ACTIVITY 1**

	<b>LOOK &amp; SAY</b>	always	toast	please	special	thought
	<b>SOUND OUT</b>	out	shout	loud	spout	
	<b>SOUND OUT</b>	bounce	count			
	<b>READ</b>	I shout. I shout loud. I shout loud when I'm out. I shout loud when I'm out and I count. Will you? Will you shout? Will you shout loud? Will you shout loud when you're out? Please shout. Please shout loud. Please shout loud when you are out. We can bounce. We can bounce when we shout. We can bounce when we shout loud. We can bounce when we shout loud and we count.				



	<b>WRITE</b>	<p>1. How do I shout? I shout _____.</p> <p>2. What will I do when I shout? I will _____ when I shout.</p>
--	--------------	--



**WEDNESDAY ACTIVITY 2**

	<b>READ</b>	Read the  and  words from Activity 1.
--	-------------	---





	<b>WRITE</b>	Write the  and  words in your dictionary. Write a <b>sentence</b> with: frown Write a <b>question</b> with: better
--	--------------	--

**THURSDAY ACTIVITY 1**





	<b>LOOK &amp; SAY</b>	always	toast	please	special	thought
	<b>SOUND OUT</b>	pink	sink	wink	link	
		out	shout	loud	spout	

	<b>READ</b>	<p>Sibongile came home. Sibongile came home from school. She found her mother. She found her mother sick in bed. She wanted to make her mother toast. She asked her brother if he would help. Please help me make toast. Will he help? Will he help her make toast? Her brother did not make the toast. Her brother did not help Sibongile wanted to make a puppet. She wanted to make a puppet show for her mother. She had a puppet show.</p> 
--	-------------	--





## THURSDAY ACTIVITY 2

	<b>READ</b>	Read the  and  words from Activity 1.
	<b>WRITE</b>	<ol style="list-style-type: none"><li>1. Who came home? _____ came home.</li><li>2. Where was her mother? Her mother was in _____.</li><li>3. What was wrong with her mother? Her mother was _____.</li><li>4. What did she want to make for her mother? She wanted to _____ for her mother.</li><li>5. Does Sibongile's brother help her make toast? Yes/No, her brother does/does not help her make toast.</li></ol>






## FRIDAY ACTIVITY 1

	<b>READ</b>	Read the  and  words again.
	<b>READ</b>	Read the story from Thursday Activity 1.






## FRIDAY ACTIVITY 2

	<b>READ</b>	Read the  and  words again.
	<b>WRITE</b>	Write the sentences in your book. Fix the mistakes. <ol style="list-style-type: none"><li>1. sibongile came home</li><li>2. will he help her make toast</li><li>3. sibongile wanted to make a puppet</li></ol>



## MONDAY ACTIVITY 1



	<b>LOOK &amp; SAY</b>	always	toast	please	special	thought
	<b>SOUND OUT</b>	spot	spit	spin	spun	
		cow	how	now	brown	
	<b>READ</b>	Please. Please can I have? Please can I have toast? Please can I have toast now? I always. I always want toast. I thought I did not. I thought I did not want toast. I do want toast. I want brown toast now. I want brown toast now please. How can I get my toast? How can I get my toast now? How can I get my toast now please?				
	<b>WRITE</b>	Write the  and  words in your dictionary.				

## MONDAY ACTIVITY 2





	<b>READ</b>	Read the  and  words from Activity 1.				
	<b>READ</b>	I see a cow. I see a brown cow. I see a brown cow now. Can you see? Can you see the cow? Can you see the brown cow? Can you see the brown cow now? I have a thought; I have a thought about the cow. I think. I think the cow is special. Do you? Do you think the cow is special?				
	<b>WRITE</b>	Write a <b>sentence</b> with: please Write a <b>question</b> with: spun				

## TUESDAY ACTIVITY 1





	<b>LOOK &amp; SAY</b>	always	toast	please	special	thought
	<b>SOUND OUT</b>	pink	sink	wink	link	
		think	stink			

	<b>READ</b>	Please. Please think. Please think about the sink. Please think about the link in the sink. I thought. I thought about the sink. I thought about the link in the sink. I thought about the link in the sink that is making it pink. I always. I always think. I always think about the sink. I always think about the pink sink. I always think about the pink sink with the link. Will you think about the sink? Will you think about the pink sink?
	<b>WRITE</b>	1. What must you think about? You must think about the _____. 2. What colour is the sink? The sink is _____.


## TUESDAY ACTIVITY 2

	<b>READ</b>	Read the  and  words from Activity 1.
	<b>WRITE</b>	Write a <b>sentence</b> with: spot Write a <b>question</b> with: one

## WEDNESDAY ACTIVITY 1




	<b>LOOK &amp; SAY</b>	always	toast	please	special	thought
	<b>SOUND OUT</b>	out	shout	loud	spout	
	<b>SOUND OUT</b>	bounce	count			
	<b>READ</b>	I shout. I shout loud. I shout loud when I'm out. I shout loud when I'm out and I count. Will you? Will you shout? Will you shout loud? Will you shout loud when you're out? Please shout. Please shout loud. Please shout loud when you are out. We can bounce. We can bounce when we shout. We can bounce when we shout loud. We can bounce when we shout loud and we count.				





	<b>WRITE</b>	<p>1. How do I shout? I shout _____.</p> <p>2. What will I do when I shout? I will _____ when I shout.</p>
--	--------------	--



### WEDNESDAY ACTIVITY 2

	<b>READ</b>	Read the  and  words from Activity 1.
--	-------------	---

	<b>WRITE</b>	Write the  and  words in your dictionary. Write a <b>sentence</b> with: frown Write a <b>question</b> with: better
--	--------------	--





### THURSDAY ACTIVITY 1

	<b>LOOK &amp; SAY</b>	always	toast	please	special	thought
	<b>SOUND OUT</b>	pink	sink	wink	link	
		out	shout	loud	spout	





	<b>READ</b>	<p>Sibongile came home. Sibongile came home from school. She found her mother. She found her mother sick in bed. She wanted to make her mother toast. She asked her brother if he would help. Please help me make toast. Will he help? Will he help her make toast? Her brother did not make the toast. Her brother did not help. Sibongile wanted to make a puppet. She wanted to make a puppet show for her mother. She had a puppet show.</p> 
--	-------------	---







## THURSDAY ACTIVITY 2

	<b>READ</b>	Read the  and  words from Activity 1.
	<b>WRITE</b>	<ol style="list-style-type: none"><li>Who came home? _____ came home.</li><li>Where was her mother? Her mother was in _____.</li><li>What was wrong with her mother? Her mother was _____.</li><li>What did she want to make for her mother? She wanted to _____ for her mother.</li><li>Does Sibongile's brother help her make toast? Yes/No, her brother does/does not help her make toast.</li></ol>







## FRIDAY ACTIVITY 1

	<b>READ</b>	Read the  and  words again.
	<b>READ</b>	Read the story from Thursday Activity 1.






## FRIDAY ACTIVITY 2

	<b>READ</b>	Read the  and  words again.
	<b>WRITE</b>	Write the sentences in your book. Fix the mistakes. <ol style="list-style-type: none"><li>sibongile came home</li><li>will he help her make toast</li><li>sibongile wanted to make a puppet</li></ol>



## MONDAY ACTIVITY 1



	<b>LOOK &amp; SAY</b>	always	toast	please	special	thought
	<b>SOUND OUT</b>	spot	spit	spin	spun	
		cow	how	now	brown	
	<b>READ</b>	Please. Please can I have? Please can I have toast? Please can I have toast now? I always. I always want toast. I thought I did not. I thought I did not want toast. I do want toast. I want brown toast now. I want brown toast now please. How can I get my toast? How can I get my toast now? How can I get my toast now please?				
	<b>WRITE</b>	Write the  and  words in your dictionary.				

## MONDAY ACTIVITY 2





	<b>READ</b>	Read the  and  words from Activity 1.				
	<b>READ</b>	I see a cow. I see a brown cow. I see a brown cow now. Can you see? Can you see the cow? Can you see the brown cow? Can you see the brown cow now? I have a thought; I have a thought about the cow. I think. I think the cow is special. Do you? Do you think the cow is special?				
	<b>WRITE</b>	Write a <b>sentence</b> with: please Write a <b>question</b> with: spun				

## TUESDAY ACTIVITY 1





	<b>LOOK &amp; SAY</b>	always	toast	please	special	thought
	<b>SOUND OUT</b>	pink	sink	wink	link	
		think	stink			


	<b>READ</b>	Please. Please think. Please think about the sink. Please think about the link in the sink. I thought. I thought about the sink. I thought about the link in the sink. I thought about the link in the sink that is making it pink. I always. I always think. I always think about the sink. I always think about the pink sink. I always think about the pink sink with the link. Will you think about the sink? Will you think about the pink sink?
	<b>WRITE</b>	1. What must you think about? You must think about the _____. 2. What colour is the sink? The sink is _____.

## TUESDAY ACTIVITY 2







	<b>READ</b>	Read the  and  words from Activity 1.
	<b>WRITE</b>	Write a <b>sentence</b> with: spot Write a <b>question</b> with: one

## WEDNESDAY ACTIVITY 1



	<b>LOOK &amp; SAY</b>	always	toast	please	special	thought
	<b>SOUND OUT</b>	out	shout	loud	spout	
	<b>SOUND OUT</b>	bounce	count			
	<b>READ</b>	I shout. I shout loud. I shout loud when I'm out. I shout loud when I'm out and I count. Will you? Will you shout? Will you shout loud? Will you shout loud when you're out? Please shout. Please shout loud. Please shout loud when you are out. We can bounce. We can bounce when we shout. We can bounce when we shout loud. We can bounce when we shout loud and we count.				



	<b>WRITE</b>	<p>1. How do I shout? I shout _____.</p> <p>2. What will I do when I shout? I will _____ when I shout.</p>
--	--------------	--

### WEDNESDAY ACTIVITY 2





	<b>READ</b>	Read the  and  words from Activity 1.
	<b>WRITE</b>	Write the  and  words in your dictionary. Write a <b>sentence</b> with: frown Write a <b>question</b> with: better

### THURSDAY ACTIVITY 1





	<b>LOOK &amp; SAY</b>	always	toast	please	special	thought
	<b>SOUND OUT</b>	pink	sink	wink	link	
		out	shout	loud	spout	

	<b>READ</b>	<p>Sibongile came home. Sibongile came home from school. She found her mother. She found her mother sick in bed. She wanted to make her mother toast. She asked her brother if he would help. Please help me make toast. Will he help? Will he help her make toast? Her brother did not make the toast. Her brother did not help. Sibongile wanted to make a puppet. She wanted to make a puppet show for her mother. She had a puppet show.</p> <div style="text-align: right;">  </div>
--	-------------	---





## THURSDAY ACTIVITY 2

	<b>READ</b>	Read the  and  words from Activity 1.
	<b>WRITE</b>	<ol style="list-style-type: none"><li>1. Who came home? _____ came home.</li><li>2. Where was her mother? Her mother was in _____.</li><li>3. What was wrong with her mother? Her mother was _____.</li><li>4. What did she want to make for her mother? She wanted to _____ for her mother.</li><li>5. Does Sibongile's brother help her make toast? Yes/No, her brother does/does not help her make toast.</li></ol>





## FRIDAY ACTIVITY 1

	<b>READ</b>	Read the  and  words again.
	<b>READ</b>	Read the story from Thursday Activity 1.






## FRIDAY ACTIVITY 2

	<b>READ</b>	Read the  and  words again.
	<b>WRITE</b>	Write the sentences in your book. Fix the mistakes. <ol style="list-style-type: none"><li>1. sibongile came home</li><li>2. will he help her make toast</li><li>3. sibongile wanted to make a puppet</li></ol>



## MONDAY ACTIVITY 1


	<b>LOOK &amp; SAY</b>	always	toast	please	special	thought
	<b>SOUND OUT</b>	spot	spit	spin	spun	
		cow	how	now	brown	
	<b>READ</b>	Please. Please can I have? Please can I have toast? Please can I have toast now? I always. I always want toast. I thought I did not. I thought I did not want toast. I do want toast. I want brown toast now. I want brown toast now please. How can I get my toast? How can I get my toast now? How can I get my toast now please?				
	<b>WRITE</b>	Write the  and  words in your dictionary.				


## MONDAY ACTIVITY 2

	<b>READ</b>	Read the  and  words from Activity 1.				
	<b>READ</b>	I see a cow. I see a brown cow. I see a brown cow now. Can you see? Can you see the cow? Can you see the brown cow? Can you see the brown cow now? I have a thought; I have a thought about the cow. I think. I think the cow is special. Do you? Do you think the cow is special?				
	<b>WRITE</b>	Write a <b>sentence</b> with: please Write a <b>question</b> with: spun				

## TUESDAY ACTIVITY 1


	<b>LOOK &amp; SAY</b>	always	toast	please	special	thought
	<b>SOUND OUT</b>	pink	sink	wink	link	
		think	stink			

	<b>READ</b>	Please. Please think. Please think about the sink. Please think about the link in the sink. I thought. I thought about the sink. I thought about the link in the sink. I thought about the link in the sink that is making it pink. I always. I always think. I always think about the sink. I always think about the pink sink. I always think about the pink sink with the link. Will you think about the sink? Will you think about the pink sink?
--	-------------	---


	<b>WRITE</b>	1. What must you think about? You must think about the _____. 2. What colour is the sink? The sink is _____.
--	--------------	---

**TUESDAY ACTIVITY 2**

	<b>READ</b>	Read the  and  words from Activity 1.
--	-------------	---


	<b>WRITE</b>	Write a <b>sentence</b> with: spot Write a <b>question</b> with: one
--	--------------	---

**WEDNESDAY ACTIVITY 1**


	<b>LOOK &amp; SAY</b>	always	toast	please	special	thought
--	-----------------------	--------	-------	--------	---------	---------

	<b>SOUND OUT</b>	out	shout	loud	spout
--	------------------	-----	-------	------	-------







		bounce	count		
--	--	--------	-------	--	--

	<b>READ</b>	I shout. I shout loud. I shout loud when I'm out. I shout loud when I'm out and I count. Will you? Will you shout? Will you shout loud? Will you shout loud when you're out? Please shout. Please shout loud. Please shout loud when you are out. We can bounce. We can bounce when we shout. We can bounce when we shout loud. We can bounce when we shout loud and we count.
--	-------------	--







	<b>WRITE</b>	<p>1. How do I shout? I shout _____.</p> <p>2. What will I do when I shout? I will _____ when I shout.</p>
--	--------------	--

### WEDNESDAY ACTIVITY 2





	<b>READ</b>	Read the  and  words from Activity 1.
	<b>WRITE</b>	Write the  and  words in your dictionary. Write a <b>sentence</b> with: frown Write a <b>question</b> with: better

### THURSDAY ACTIVITY 1





	<b>LOOK &amp; SAY</b>	always	toast	please	special	thought
	<b>SOUND OUT</b>	pink	sink	wink	link	
		out	shout	loud	spout	

	<b>READ</b>	<p>Sibongile came home. Sibongile came home from school. She found her mother. She found her mother sick in bed. She wanted to make her mother toast. She asked her brother if he would help. Please help me make toast. Will he help? Will he help her make toast? Her brother did not make the toast. Her brother did not help. Sibongile wanted to make a puppet. She wanted to make a puppet show for her mother. She had a puppet show.</p> <div style="text-align: right;">  </div>
--	-------------	---





## THURSDAY ACTIVITY 2

	<b>READ</b>	Read the  and  words from Activity 1.
	<b>WRITE</b>	<ol style="list-style-type: none"><li>1. Who came home? _____ came home.</li><li>2. Where was her mother? Her mother was in _____.</li><li>3. What was wrong with her mother? Her mother was _____.</li><li>4. What did she want to make for her mother? She wanted to _____ for her mother.</li><li>5. Does Sibongile's brother help her make toast? Yes/No, her brother does/does not help her make toast.</li></ol>







## FRIDAY ACTIVITY 1

	<b>READ</b>	Read the  and  words again.
	<b>READ</b>	Read the story from Thursday Activity 1.






## FRIDAY ACTIVITY 2

	<b>READ</b>	Read the  and  words again.
	<b>WRITE</b>	Write the sentences in your book. Fix the mistakes. <ol style="list-style-type: none"><li>1. sibongile came home</li><li>2. will he help her make toast</li><li>3. sibongile wanted to make a puppet</li></ol>



## MONDAY ACTIVITY 1



	<b>LOOK &amp; SAY</b>	always	toast	please	special	thought
	<b>SOUND OUT</b>	spot	spit	spin	spun	
		cow	how	now	brown	
	<b>READ</b>	Please. Please can I have? Please can I have toast? Please can I have toast now? I always. I always want toast. I thought I did not. I thought I did not want toast. I do want toast. I want brown toast now. I want brown toast now please. How can I get my toast? How can I get my toast now? How can I get my toast now please?				
	<b>WRITE</b>	Write the  and  words in your dictionary.				

## MONDAY ACTIVITY 2





	<b>READ</b>	Read the  and  words from Activity 1.				
	<b>READ</b>	I see a cow. I see a brown cow. I see a brown cow now. Can you see? Can you see the cow? Can you see the brown cow? Can you see the brown cow now? I have a thought; I have a thought about the cow. I think. I think the cow is special. Do you? Do you think the cow is special?				
	<b>WRITE</b>	Write a <b>sentence</b> with: please Write a <b>question</b> with: spun				

## TUESDAY ACTIVITY 1





	<b>LOOK &amp; SAY</b>	always	toast	please	special	thought
	<b>SOUND OUT</b>	pink	sink	wink	link	
		think	stink			


	<b>READ</b>	Please. Please think. Please think about the sink. Please think about the link in the sink. I thought. I thought about the sink. I thought about the link in the sink. I thought about the link in the sink that is making it pink. I always. I always think. I always think about the sink. I always think about the pink sink. I always think about the pink sink with the link. Will you think about the sink? Will you think about the pink sink?
	<b>WRITE</b>	1. What must you think about? You must think about the _____. 2. What colour is the sink? The sink is _____.

## TUESDAY ACTIVITY 2

	<b>READ</b>	Read the  and  words from Activity 1.
	<b>WRITE</b>	Write a <b>sentence</b> with: spot Write a <b>question</b> with: one




## WEDNESDAY ACTIVITY 1

	<b>LOOK &amp; SAY</b>	always	toast	please	special	thought
	<b>SOUND OUT</b>	out	shout	loud	spout	
	<b>SOUND OUT</b>	bounce	count			
	<b>READ</b>	I shout. I shout loud. I shout loud when I'm out. I shout loud when I'm out and I count. Will you? Will you shout? Will you shout loud? Will you shout loud when you're out? Please shout. Please shout loud. Please shout loud when you are out. We can bounce. We can bounce when we shout. We can bounce when we shout loud. We can bounce when we shout loud and we count.				



	<b>WRITE</b>	<p>1. How do I shout? I shout _____.</p> <p>2. What will I do when I shout? I will _____ when I shout.</p>
--	--------------	--



### WEDNESDAY ACTIVITY 2

	<b>READ</b>	Read the  and  words from Activity 1.
--	-------------	---





	<b>WRITE</b>	Write the  and  words in your dictionary. Write a <b>sentence</b> with: frown Write a <b>question</b> with: better
--	--------------	--

### THURSDAY ACTIVITY 1





	<b>LOOK &amp; SAY</b>	always	toast	please	special	thought
	<b>SOUND OUT</b>	pink	sink	wink	link	
		out	shout	loud	spout	

	<b>READ</b>	<p>Sibongile came home. Sibongile came home from school. She found her mother. She found her mother sick in bed. She wanted to make her mother toast. She asked her brother if he would help. Please help me make toast. Will he help? Will he help her make toast? Her brother did not make the toast. Her brother did not help. Sibongile wanted to make a puppet. She wanted to make a puppet show for her mother. She had a puppet show.</p> 
--	-------------	---





## THURSDAY ACTIVITY 2

	<b>READ</b>	Read the  and  words from Activity 1.
	<b>WRITE</b>	<ol style="list-style-type: none"><li>1. Who came home? _____ came home.</li><li>2. Where was her mother? Her mother was in _____.</li><li>3. What was wrong with her mother? Her mother was _____.</li><li>4. What did she want to make for her mother? She wanted to _____ for her mother.</li><li>5. Does Sibongile's brother help her make toast? Yes/No, her brother does/does not help her make toast.</li></ol>

## FRIDAY ACTIVITY 1







	<b>READ</b>	Read the  and  words again.
	<b>READ</b>	Read the story from Thursday Activity 1.

## FRIDAY ACTIVITY 2






	<b>READ</b>	Read the  and  words again.
	<b>WRITE</b>	Write the sentences in your book. Fix the mistakes. <ol style="list-style-type: none"><li>1. sibongile came home</li><li>2. will he help her make toast</li><li>3. sibongile wanted to make a puppet</li></ol>





### MONDAY ACTIVITY 1

	<b>LOOK &amp; SAY</b>	always	toast	please	special	thought
	<b>SOUND OUT</b>	spot	spit	spin	spun	
		cow	how	now	brown	
	<b>READ</b>	Please. Please can I have? Please can I have toast? Please can I have toast now? I always. I always want toast. I thought I did not. I thought I did not want toast. I do want toast. I want brown toast now. I want brown toast now please. How can I get my toast? How can I get my toast now? How can I get my toast now please?				
	<b>WRITE</b>	Write the  and  words in your dictionary.				



### MONDAY ACTIVITY 2

	<b>READ</b>	Read the  and  words from Activity 1.				
	<b>READ</b>	I see a cow. I see a brown cow. I see a brown cow now. Can you see? Can you see the cow? Can you see the brown cow? Can you see the brown cow now? I have a thought; I have a thought about the cow. I think. I think the cow is special. Do you? Do you think the cow is special?				
	<b>WRITE</b>	Write a <b>sentence</b> with: please Write a <b>question</b> with: spun				





### TUESDAY ACTIVITY 1

	<b>LOOK &amp; SAY</b>	always	toast	please	special	thought
	<b>SOUND OUT</b>	pink	sink	wink	link	
		think	stink			







	<b>READ</b>	Please. Please think. Please think about the sink. Please think about the link in the sink. I thought. I thought about the sink. I thought about the link in the sink. I thought about the link in the sink that is making it pink. I always. I always think. I always think about the sink. I always think about the pink sink. I always think about the pink sink with the link. Will you think about the sink? Will you think about the pink sink?
	<b>WRITE</b>	1. What must you think about? You must think about the _____. 2. What colour is the sink? The sink is _____.

## TUESDAY ACTIVITY 2







	<b>READ</b>	Read the  and  words from Activity 1.
	<b>WRITE</b>	Write a <b>sentence</b> with: spot Write a <b>question</b> with: one

## WEDNESDAY ACTIVITY 1



	<b>LOOK &amp; SAY</b>	always	toast	please	special	thought
	<b>SOUND OUT</b>	out	shout	loud	spout	
		bounce	count			
	<b>READ</b>	I shout. I shout loud. I shout loud when I'm out. I shout loud when I'm out and I count. Will you? Will you shout? Will you shout loud? Will you shout loud when you're out? Please shout. Please shout loud. Please shout loud when you are out. We can bounce. We can bounce when we shout. We can bounce when we shout loud. We can bounce when we shout loud and we count.				



	<b>WRITE</b>	<p>1. How do I shout? I shout _____.</p> <p>2. What will I do when I shout? I will _____ when I shout.</p>
--	--------------	--

### WEDNESDAY ACTIVITY 2





	<b>READ</b>	Read the  and  words from Activity 1.
	<b>WRITE</b>	Write the  and  words in your dictionary. Write a <b>sentence</b> with: frown Write a <b>question</b> with: better

### THURSDAY ACTIVITY 1





	<b>LOOK &amp; SAY</b>	always	toast	please	special	thought
	<b>SOUND OUT</b>	pink	sink	wink	link	
		out	shout	loud	spout	

	<b>READ</b>	<p>Sibongile came home. Sibongile came home from school. She found her mother. She found her mother sick in bed. She wanted to make her mother toast. She asked her brother if he would help. Please help me make toast. Will he help? Will he help her make toast? Her brother did not make the toast. Her brother did not help Sibongile wanted to make a puppet. She wanted to make a puppet show for her mother. She had a puppet show.</p> <div style="text-align: right;">  </div>
--	-------------	--





## THURSDAY ACTIVITY 2

	<b>READ</b>	Read the  and  words from Activity 1.
	<b>WRITE</b>	<ol style="list-style-type: none"><li>1. Who came home? _____ came home.</li><li>2. Where was her mother? Her mother was in _____.</li><li>3. What was wrong with her mother? Her mother was _____.</li><li>4. What did she want to make for her mother? She wanted to _____ for her mother.</li><li>5. Does Sibongile's brother help her make toast? Yes/No, her brother does/does not help her make toast.</li></ol>







## FRIDAY ACTIVITY 1

	<b>READ</b>	Read the  and  words again.
	<b>READ</b>	Read the story from Thursday Activity 1.






## FRIDAY ACTIVITY 2

	<b>READ</b>	Read the  and  words again.
	<b>WRITE</b>	Write the sentences in your book. Fix the mistakes. <ol style="list-style-type: none"><li>1. sibongile came home</li><li>2. will he help her make toast</li><li>3. sibongile wanted to make a puppet</li></ol>



### MONDAY ACTIVITY 1



	<b>LOOK &amp; SAY</b>	always	toast	please	special	thought
	<b>SOUND OUT</b>	spot	spit	spin	spun	
		cow	how	now	brown	
	<b>READ</b>	Please. Please can I have? Please can I have toast? Please can I have toast now? I always. I always want toast. I thought I did not. I thought I did not want toast. I do want toast. I want brown toast now. I want brown toast now please. How can I get my toast? How can I get my toast now? How can I get my toast now please?				
	<b>WRITE</b>	Write the  and  words in your dictionary.				

### MONDAY ACTIVITY 2





	<b>READ</b>	Read the  and  words from Activity 1.				
	<b>READ</b>	I see a cow. I see a brown cow. I see a brown cow now. Can you see? Can you see the cow? Can you see the brown cow? Can you see the brown cow now? I have a thought; I have a thought about the cow. I think. I think the cow is special. Do you? Do you think the cow is special?				
	<b>WRITE</b>	Write a <b>sentence</b> with: please Write a <b>question</b> with: spun				

### TUESDAY ACTIVITY 1




	<b>LOOK &amp; SAY</b>	always	toast	please	special	thought
	<b>SOUND OUT</b>	pink	sink	wink	link	
		think	stink			


	<b>READ</b>	Please. Please think. Please think about the sink. Please think about the link in the sink. I thought. I thought about the sink. I thought about the link in the sink. I thought about the link in the sink that is making it pink. I always. I always think. I always think about the sink. I always think about the pink sink. I always think about the pink sink with the link. Will you think about the sink? Will you think about the pink sink?
	<b>WRITE</b>	1. What must you think about? You must think about the _____. 2. What colour is the sink? The sink is _____.

## TUESDAY ACTIVITY 2







	<b>READ</b>	Read the  and  words from Activity 1.
	<b>WRITE</b>	Write a <b>sentence</b> with: spot Write a <b>question</b> with: one

## WEDNESDAY ACTIVITY 1



	<b>LOOK &amp; SAY</b>	always	toast	please	special	thought
	<b>SOUND OUT</b>	out	shout	loud	spout	
		bounce	count			
	<b>READ</b>	I shout. I shout loud. I shout loud when I'm out. I shout loud when I'm out and I count. Will you? Will you shout? Will you shout loud? Will you shout loud when you're out? Please shout. Please shout loud. Please shout loud when you are out. We can bounce. We can bounce when we shout. We can bounce when we shout loud. We can bounce when we shout loud and we count.				



	<b>WRITE</b>	<p>1. How do I shout? I shout _____.</p> <p>2. What will I do when I shout? I will _____ when I shout.</p>
--	--------------	--

### WEDNESDAY ACTIVITY 2

	<b>READ</b>	Read the  and  words from Activity 1.
	<b>WRITE</b>	Write the  and  words in your dictionary. Write a <b>sentence</b> with: frown Write a <b>question</b> with: better





### THURSDAY ACTIVITY 1

	<b>LOOK &amp; SAY</b>	always	toast	please	special	thought
	<b>SOUND OUT</b>	pink	sink	wink	link	
		out	shout	loud	spout	





	<b>READ</b>	<p>Sibongile came home. Sibongile came home from school. She found her mother. She found her mother sick in bed. She wanted to make her mother toast. She asked her brother if he would help. Please help me make toast. Will he help? Will he help her make toast? Her brother did not make the toast. Her brother did not help Sibongile wanted to make a puppet. She wanted to make a puppet show for her mother. She had a puppet show.</p> <div style="text-align: right;">  </div>
--	-------------	--







## THURSDAY ACTIVITY 2

	<b>READ</b>	Read the  and  words from Activity 1.
	<b>WRITE</b>	<ol style="list-style-type: none"><li>1. Who came home? _____ came home.</li><li>2. Where was her mother? Her mother was in _____.</li><li>3. What was wrong with her mother? Her mother was _____.</li><li>4. What did she want to make for her mother? She wanted to _____ for her mother.</li><li>5. Does Sibongile's brother help her make toast? Yes/No, her brother does/does not help her make toast.</li></ol>

## FRIDAY ACTIVITY 1







	<b>READ</b>	Read the  and  words again.
	<b>READ</b>	Read the story from Thursday Activity 1.

## FRIDAY ACTIVITY 2






	<b>READ</b>	Read the  and  words again.
	<b>WRITE</b>	Write the sentences in your book. Fix the mistakes. <ol style="list-style-type: none"><li>1. sibongile came home</li><li>2. will he help her make toast</li><li>3. sibongile wanted to make a puppet</li></ol>





### MONDAY ACTIVITY 1


	<b>LOOK &amp; SAY</b>	always	toast	please	special	thought
	<b>SOUND OUT</b>	spot	spit	spin	spun	
		cow	how	now	brown	
	<b>READ</b>	Please. Please can I have? Please can I have toast? Please can I have toast now? I always. I always want toast. I thought I did not. I thought I did not want toast. I do want toast. I want brown toast now. I want brown toast now please. How can I get my toast? How can I get my toast now? How can I get my toast now please?				
	<b>WRITE</b>	Write the  and  words in your dictionary.				


### MONDAY ACTIVITY 2

	<b>READ</b>	Read the  and  words from Activity 1.				
	<b>READ</b>	I see a cow. I see a brown cow. I see a brown cow now. Can you see? Can you see the cow? Can you see the brown cow? Can you see the brown cow now? I have a thought; I have a thought about the cow. I think. I think the cow is special. Do you? Do you think the cow is special?				
	<b>WRITE</b>	Write a <b>sentence</b> with: please Write a <b>question</b> with: spun				

### TUESDAY ACTIVITY 1


	<b>LOOK &amp; SAY</b>	always	toast	please	special	thought
	<b>SOUND OUT</b>	pink	sink	wink	link	
		think	stink			

	<b>READ</b>	Please. Please think. Please think about the sink. Please think about the link in the sink. I thought. I thought about the sink. I thought about the link in the sink. I thought about the link in the sink that is making it pink. I always. I always think. I always think about the sink. I always think about the pink sink. I always think about the pink sink with the link. Will you think about the sink? Will you think about the pink sink?
--	-------------	---


	<b>WRITE</b>	1. What must you think about? You must think about the _____. 2. What colour is the sink? The sink is _____.
--	--------------	---

**TUESDAY ACTIVITY 2**

	<b>READ</b>	Read the  and  words from Activity 1.
--	-------------	---


	<b>WRITE</b>	Write a sentence with: spot Write a question with: one
--	--------------	---


**WEDNESDAY ACTIVITY 1**

	<b>LOOK &amp; SAY</b>	always	toast	please	special	thought
--	-----------------------	--------	-------	--------	---------	---------







	<b>SOUND OUT</b>	out	shout	loud	spout
--	------------------	-----	-------	------	-------

		bounce	count		
--	--	--------	-------	--	--



	<b>READ</b>	I shout. I shout loud. I shout loud when I'm out. I shout loud when I'm out and I count. Will you? Will you shout? Will you shout loud? Will you shout loud when you're out? Please shout. Please shout loud. Please shout loud when you are out. We can bounce. We can bounce when we shout. We can bounce when we shout loud. We can bounce when we shout loud and we count.
--	-------------	--



	<b>WRITE</b>	<p>1. How do I shout? I shout _____.</p> <p>2. What will I do when I shout? I will _____ when I shout.</p>
--	--------------	--

### WEDNESDAY ACTIVITY 2





	<b>READ</b>	Read the  and  words from Activity 1.
	<b>WRITE</b>	Write the  and  words in your dictionary. Write a <b>sentence</b> with: frown Write a <b>question</b> with: better

### THURSDAY ACTIVITY 1





	<b>LOOK &amp; SAY</b>	always	toast	please	special	thought
	<b>SOUND OUT</b>	pink	sink	wink	link	
		out	shout	loud	spout	

	<b>READ</b>	<p>Sibongile came home. Sibongile came home from school. She found her mother. She found her mother sick in bed. She wanted to make her mother toast. She asked her brother if he would help. Please help me make toast. Will he help? Will he help her make toast? Her brother did not make the toast. Her brother did not help Sibongile wanted to make a puppet. She wanted to make a puppet show for her mother. She had a puppet show.</p> <div style="text-align: right;">  </div>
--	-------------	--





## THURSDAY ACTIVITY 2

	<b>READ</b>	Read the  and  words from Activity 1.
	<b>WRITE</b>	<ol style="list-style-type: none"><li>1. Who came home? _____ came home.</li><li>2. Where was her mother? Her mother was in _____.</li><li>3. What was wrong with her mother? Her mother was _____.</li><li>4. What did she want to make for her mother? She wanted to _____ for her mother.</li><li>5. Does Sibongile's brother help her make toast? Yes/No, her brother does/does not help her make toast.</li></ol>







## FRIDAY ACTIVITY 1

	<b>READ</b>	Read the  and  words again.
	<b>READ</b>	Read the story from Thursday Activity 1.






## FRIDAY ACTIVITY 2

	<b>READ</b>	Read the  and  words again.
	<b>WRITE</b>	Write the sentences in your book. Fix the mistakes. <ol style="list-style-type: none"><li>1. sibongile came home</li><li>2. will he help her make toast</li><li>3. sibongile wanted to make a puppet</li></ol>



### MONDAY ACTIVITY 1


	<b>LOOK &amp; SAY</b>	always	toast	please	special	thought
	<b>SOUND OUT</b>	spot	spit	spin	spun	
		cow	how	now	brown	
	<b>READ</b>	Please. Please can I have? Please can I have toast? Please can I have toast now? I always. I always want toast. I thought I did not. I thought I did not want toast. I do want toast. I want brown toast now. I want brown toast now please. How can I get my toast? How can I get my toast now? How can I get my toast now please?				
	<b>WRITE</b>	Write the  and  words in your dictionary.				


### MONDAY ACTIVITY 2

	<b>READ</b>	Read the  and  words from Activity 1.				
	<b>READ</b>	I see a cow. I see a brown cow. I see a brown cow now. Can you see? Can you see the cow? Can you see the brown cow? Can you see the brown cow now? I have a thought; I have a thought about the cow. I think. I think the cow is special. Do you? Do you think the cow is special?				
	<b>WRITE</b>	Write a <b>sentence</b> with: please Write a <b>question</b> with: spun				

### TUESDAY ACTIVITY 1


	<b>LOOK &amp; SAY</b>	always	toast	please	special	thought
	<b>SOUND OUT</b>	pink	sink	wink	link	
		think	stink			

	<b>READ</b>	Please. Please think. Please think about the sink. Please think about the link in the sink. I thought. I thought about the sink. I thought about the link in the sink. I thought about the link in the sink that is making it pink. I always. I always think. I always think about the sink. I always think about the pink sink. I always think about the pink sink with the link. Will you think about the sink? Will you think about the pink sink?
--	-------------	---


	<b>WRITE</b>	1. What must you think about? You must think about the _____. 2. What colour is the sink? The sink is _____.
--	--------------	---

**TUESDAY ACTIVITY 2**

	<b>READ</b>	Read the  and  words from Activity 1.
--	-------------	---


	<b>WRITE</b>	Write a sentence with: spot Write a question with: one
--	--------------	---

**WEDNESDAY ACTIVITY 1**


	<b>LOOK &amp; SAY</b>	always	toast	please	special	thought
--	-----------------------	--------	-------	--------	---------	---------

	<b>SOUND OUT</b>	out	shout	loud	spout
--	------------------	-----	-------	------	-------

		bounce	count		
--	--	--------	-------	--	--




	<b>READ</b>	I shout. I shout loud. I shout loud when I'm out. I shout loud when I'm out and I count. Will you? Will you shout? Will you shout loud? Will you shout loud when you're out? Please shout. Please shout loud. Please shout loud when you are out. We can bounce. We can bounce when we shout. We can bounce when we shout loud. We can bounce when we shout loud and we count.
--	-------------	--





	<b>WRITE</b>	<p>1. How do I shout? I shout _____.</p> <p>2. What will I do when I shout? I will _____ when I shout.</p>
--	--------------	--



**WEDNESDAY ACTIVITY 2**

	<b>READ</b>	Read the  and  words from Activity 1.
--	-------------	---

	<b>WRITE</b>	Write the  and  words in your dictionary. Write a <b>sentence</b> with: frown Write a <b>question</b> with: better
--	--------------	--





**THURSDAY ACTIVITY 1**

	<b>LOOK &amp; SAY</b>	always	toast	please	special	thought
	<b>SOUND OUT</b>	pink	sink	wink	link	
		out	shout	loud	spout	





	<b>READ</b>	<p>Sibongile came home. Sibongile came home from school. She found her mother. She found her mother sick in bed. She wanted to make her mother toast. She asked her brother if he would help. Please help me make toast. Will he help? Will he help her make toast? Her brother did not make the toast. Her brother did not help Sibongile wanted to make a puppet. She wanted to make a puppet show for her mother. She had a puppet show.</p> 
--	-------------	--







## THURSDAY ACTIVITY 2

	<b>READ</b>	Read the  and  words from Activity 1.
	<b>WRITE</b>	<ol style="list-style-type: none"><li>1. Who came home? _____ came home.</li><li>2. Where was her mother? Her mother was in _____.</li><li>3. What was wrong with her mother? Her mother was _____.</li><li>4. What did she want to make for her mother? She wanted to _____ for her mother.</li><li>5. Does Sibongile's brother help her make toast? Yes/No, her brother does/does not help her make toast.</li></ol>







## FRIDAY ACTIVITY 1

	<b>READ</b>	Read the  and  words again.
	<b>READ</b>	Read the story from Thursday Activity 1.






## FRIDAY ACTIVITY 2

	<b>READ</b>	Read the  and  words again.
	<b>WRITE</b>	Write the sentences in your book. Fix the mistakes. <ol style="list-style-type: none"><li>1. sibongile came home</li><li>2. will he help her make toast</li><li>3. sibongile wanted to make a puppet</li></ol>



## MONDAY ACTIVITY 1



	<b>LOOK &amp; SAY</b>	always	toast	please	special	thought
	<b>SOUND OUT</b>	spot	spit	spin	spun	
		cow	how	now	brown	
	<b>READ</b>	Please. Please can I have? Please can I have toast? Please can I have toast now? I always. I always want toast. I thought I did not. I thought I did not want toast. I do want toast. I want brown toast now. I want brown toast now please. How can I get my toast? How can I get my toast now? How can I get my toast now please?				
	<b>WRITE</b>	Write the  and  words in your dictionary.				

## MONDAY ACTIVITY 2





	<b>READ</b>	Read the  and  words from Activity 1.				
	<b>READ</b>	I see a cow. I see a brown cow. I see a brown cow now. Can you see? Can you see the cow? Can you see the brown cow? Can you see the brown cow now? I have a thought; I have a thought about the cow. I think. I think the cow is special. Do you? Do you think the cow is special?				
	<b>WRITE</b>	Write a <b>sentence</b> with: please Write a <b>question</b> with: spun				

## TUESDAY ACTIVITY 1





	<b>LOOK &amp; SAY</b>	always	toast	please	special	thought
	<b>SOUND OUT</b>	pink	sink	wink	link	
		think	stink			


	<b>READ</b>	Please. Please think. Please think about the sink. Please think about the link in the sink. I thought. I thought about the sink. I thought about the link in the sink. I thought about the link in the sink that is making it pink. I always. I always think. I always think about the sink. I always think about the pink sink. I always think about the pink sink with the link. Will you think about the sink? Will you think about the pink sink?
	<b>WRITE</b>	1. What must you think about? You must think about the _____. 2. What colour is the sink? The sink is _____.

## TUESDAY ACTIVITY 2







	<b>READ</b>	Read the  and  words from Activity 1.
	<b>WRITE</b>	Write a <b>sentence</b> with: spot Write a <b>question</b> with: one

## WEDNESDAY ACTIVITY 1



	<b>LOOK &amp; SAY</b>	always	toast	please	special	thought
	<b>SOUND OUT</b>	out	shout	loud	spout	
	<b>SOUND OUT</b>	bounce	count			
	<b>READ</b>	I shout. I shout loud. I shout loud when I'm out. I shout loud when I'm out and I count. Will you? Will you shout? Will you shout loud? Will you shout loud when you're out? Please shout. Please shout loud. Please shout loud when you are out. We can bounce. We can bounce when we shout. We can bounce when we shout loud. We can bounce when we shout loud and we count.				



	<b>WRITE</b>	<p>1. How do I shout? I shout _____.</p> <p>2. What will I do when I shout? I will _____ when I shout.</p>
--	--------------	--

### WEDNESDAY ACTIVITY 2





	<b>READ</b>	Read the  and  words from Activity 1.
	<b>WRITE</b>	Write the  and  words in your dictionary. Write a <b>sentence</b> with: frown Write a <b>question</b> with: better

### THURSDAY ACTIVITY 1





	<b>LOOK &amp; SAY</b>	always	toast	please	special	thought
	<b>SOUND OUT</b>	pink	sink	wink	link	
		out	shout	loud	spout	

	<b>READ</b>	<p>Sibongile came home. Sibongile came home from school. She found her mother. She found her mother sick in bed. She wanted to make her mother toast. She asked her brother if he would help. Please help me make toast. Will he help? Will he help her make toast? Her brother did not make the toast. Her brother did not help. Sibongile wanted to make a puppet. She wanted to make a puppet show for her mother. She had a puppet show.</p> <div style="text-align: right;">  </div>
--	-------------	---





## THURSDAY ACTIVITY 2

	<b>READ</b>	Read the  and  words from Activity 1.
	<b>WRITE</b>	<ol style="list-style-type: none"><li>1. Who came home? _____ came home.</li><li>2. Where was her mother? Her mother was in _____.</li><li>3. What was wrong with her mother? Her mother was _____.</li><li>4. What did she want to make for her mother? She wanted to _____ for her mother.</li><li>5. Does Sibongile's brother help her make toast? Yes/No, her brother does/does not help her make toast.</li></ol>







## FRIDAY ACTIVITY 1

	<b>READ</b>	Read the  and  words again.
	<b>READ</b>	Read the story from Thursday Activity 1.






## FRIDAY ACTIVITY 2

	<b>READ</b>	Read the  and  words again.
	<b>WRITE</b>	Write the sentences in your book. Fix the mistakes. <ol style="list-style-type: none"><li>1. sibongile came home</li><li>2. will he help her make toast</li><li>3. sibongile wanted to make a puppet</li></ol>



### MONDAY ACTIVITY 1



	<b>LOOK &amp; SAY</b>	always	toast	please	special	thought
	<b>SOUND OUT</b>	spot	spit	spin	spun	
		cow	how	now	brown	
	<b>READ</b>	Please. Please can I have? Please can I have toast? Please can I have toast now? I always. I always want toast. I thought I did not. I thought I did not want toast. I do want toast. I want brown toast now. I want brown toast now please. How can I get my toast? How can I get my toast now? How can I get my toast now please?				
	<b>WRITE</b>	Write the  and  words in your dictionary.				

### MONDAY ACTIVITY 2





	<b>READ</b>	Read the  and  words from Activity 1.				
	<b>READ</b>	I see a cow. I see a brown cow. I see a brown cow now. Can you see? Can you see the cow? Can you see the brown cow? Can you see the brown cow now? I have a thought; I have a thought about the cow. I think. I think the cow is special. Do you? Do you think the cow is special?				
	<b>WRITE</b>	Write a <b>sentence</b> with: please Write a <b>question</b> with: spun				

### TUESDAY ACTIVITY 1





	<b>LOOK &amp; SAY</b>	always	toast	please	special	thought
	<b>SOUND OUT</b>	pink	sink	wink	link	
		think	stink			

	<b>READ</b>	Please. Please think. Please think about the sink. Please think about the link in the sink. I thought. I thought about the sink. I thought about the link in the sink. I thought about the link in the sink that is making it pink. I always. I always think. I always think about the sink. I always think about the pink sink. I always think about the pink sink with the link. Will you think about the sink? Will you think about the pink sink?
	<b>WRITE</b>	1. What must you think about? You must think about the _____. 2. What colour is the sink? The sink is _____.


## TUESDAY ACTIVITY 2

	<b>READ</b>	Read the  and  words from Activity 1.
	<b>WRITE</b>	Write a <b>sentence</b> with: spot Write a <b>question</b> with: one







## WEDNESDAY ACTIVITY 1

	<b>LOOK &amp; SAY</b>	always	toast	please	special	thought
	<b>SOUND OUT</b>	out	shout	loud	spout	
	<b>SOUND OUT</b>	bounce	count			
	<b>READ</b>	I shout. I shout loud. I shout loud when I'm out. I shout loud when I'm out and I count. Will you? Will you shout? Will you shout loud? Will you shout loud when you're out? Please shout. Please shout loud. Please shout loud when you are out. We can bounce. We can bounce when we shout. We can bounce when we shout loud. We can bounce when we shout loud and we count.				







	<b>WRITE</b>	<p>1. How do I shout? I shout _____.</p> <p>2. What will I do when I shout? I will _____ when I shout.</p>
--	--------------	--

### WEDNESDAY ACTIVITY 2





	<b>READ</b>	Read the  and  words from Activity 1.
	<b>WRITE</b>	Write the  and  words in your dictionary. Write a <b>sentence</b> with: frown Write a <b>question</b> with: better

### THURSDAY ACTIVITY 1





	<b>LOOK &amp; SAY</b>	always	toast	please	special	thought
	<b>SOUND OUT</b>	pink	sink	wink	link	
		out	shout	loud	spout	

	<b>READ</b>	<p>Sibongile came home. Sibongile came home from school. She found her mother. She found her mother sick in bed. She wanted to make her mother toast. She asked her brother if he would help. Please help me make toast. Will he help? Will he help her make toast? Her brother did not make the toast. Her brother did not help Sibongile wanted to make a puppet. She wanted to make a puppet show for her mother. She had a puppet show.</p> <div style="text-align: right;">  </div>
--	-------------	--





## THURSDAY ACTIVITY 2

	<b>READ</b>	Read the  and  words from Activity 1.
	<b>WRITE</b>	<ol style="list-style-type: none"><li>1. Who came home? _____ came home.</li><li>2. Where was her mother? Her mother was in _____.</li><li>3. What was wrong with her mother? Her mother was _____.</li><li>4. What did she want to make for her mother? She wanted to _____ for her mother.</li><li>5. Does Sibongile's brother help her make toast? Yes/No, her brother does/does not help her make toast.</li></ol>




## FRIDAY ACTIVITY 1

	<b>READ</b>	Read the  and  words again.
	<b>READ</b>	Read the story from Thursday Activity 1.






## FRIDAY ACTIVITY 2

	<b>READ</b>	Read the  and  words again.
	<b>WRITE</b>	Write the sentences in your book. Fix the mistakes. <ol style="list-style-type: none"><li>1. sibongile came home</li><li>2. will he help her make toast</li><li>3. sibongile wanted to make a puppet</li></ol>



## MONDAY ACTIVITY 1


	<b>LOOK &amp; SAY</b>	always	toast	please	special	thought
	<b>SOUND OUT</b>	spot	spit	spin	spun	
		cow	how	now	brown	
	<b>READ</b>	Please. Please can I have? Please can I have toast? Please can I have toast now? I always. I always want toast. I thought I did not. I thought I did not want toast. I do want toast. I want brown toast now. I want brown toast now please. How can I get my toast? How can I get my toast now? How can I get my toast now please?				
	<b>WRITE</b>	Write the  and  words in your dictionary.				


## MONDAY ACTIVITY 2

	<b>READ</b>	Read the  and  words from Activity 1.				
	<b>READ</b>	I see a cow. I see a brown cow. I see a brown cow now. Can you see? Can you see the cow? Can you see the brown cow? Can you see the brown cow now? I have a thought; I have a thought about the cow. I think. I think the cow is special. Do you? Do you think the cow is special?				
	<b>WRITE</b>	Write a <b>sentence</b> with: please Write a <b>question</b> with: spun				

## TUESDAY ACTIVITY 1


	<b>LOOK &amp; SAY</b>	always	toast	please	special	thought
	<b>SOUND OUT</b>	pink	sink	wink	link	
		think	stink			

	<b>READ</b>	Please. Please think. Please think about the sink. Please think about the link in the sink. I thought. I thought about the sink. I thought about the link in the sink. I thought about the link in the sink that is making it pink. I always. I always think. I always think about the sink. I always think about the pink sink. I always think about the pink sink with the link. Will you think about the sink? Will you think about the pink sink?
--	-------------	---


	<b>WRITE</b>	1. What must you think about? You must think about the _____. 2. What colour is the sink? The sink is _____.
--	--------------	---

**TUESDAY ACTIVITY 2**

	<b>READ</b>	Read the  and  words from Activity 1.
--	-------------	---


	<b>WRITE</b>	Write a sentence with: spot Write a question with: one
--	--------------	---


**WEDNESDAY ACTIVITY 1**

	<b>LOOK &amp; SAY</b>	always	toast	please	special	thought
--	-----------------------	--------	-------	--------	---------	---------

	<b>SOUND OUT</b>	out	shout	loud	spout
--	------------------	-----	-------	------	-------




		bounce	count		
--	--	--------	-------	--	--

	<b>READ</b>	I shout. I shout loud. I shout loud when I'm out. I shout loud when I'm out and I count. Will you? Will you shout? Will you shout loud? Will you shout loud when you're out? Please shout. Please shout loud. Please shout loud when you are out. We can bounce. We can bounce when we shout. We can bounce when we shout loud. We can bounce when we shout loud and we count.
--	-------------	--



	<b>WRITE</b>	<p>1. How do I shout? I shout _____.</p> <p>2. What will I do when I shout? I will _____ when I shout.</p>
--	--------------	--



**WEDNESDAY ACTIVITY 2**

	<b>READ</b>	Read the  and  words from Activity 1.
--	-------------	---





	<b>WRITE</b>	Write the  and  words in your dictionary. Write a <b>sentence</b> with: frown Write a <b>question</b> with: better
--	--------------	--

**THURSDAY ACTIVITY 1**





	<b>LOOK &amp; SAY</b>	always	toast	please	special	thought
	<b>SOUND OUT</b>	pink	sink	wink	link	
		out	shout	loud	spout	

	<b>READ</b>	<p>Sibongile came home. Sibongile came home from school. She found her mother. She found her mother sick in bed. She wanted to make her mother toast. She asked her brother if he would help. Please help me make toast. Will he help? Will he help her make toast? Her brother did not make the toast. Her brother did not help Sibongile wanted to make a puppet. She wanted to make a puppet show for her mother. She had a puppet show.</p> 
--	-------------	--





## THURSDAY ACTIVITY 2

	<b>READ</b>	Read the  and  words from Activity 1.
	<b>WRITE</b>	<ol style="list-style-type: none"><li>1. Who came home? _____ came home.</li><li>2. Where was her mother? Her mother was in _____.</li><li>3. What was wrong with her mother? Her mother was _____.</li><li>4. What did she want to make for her mother? She wanted to _____ for her mother.</li><li>5. Does Sibongile's brother help her make toast? Yes/No, her brother does/does not help her make toast.</li></ol>

## FRIDAY ACTIVITY 1







	<b>READ</b>	Read the  and  words again.
	<b>READ</b>	Read the story from Thursday Activity 1.

## FRIDAY ACTIVITY 2






	<b>READ</b>	Read the  and  words again.
	<b>WRITE</b>	Write the sentences in your book. Fix the mistakes. <ol style="list-style-type: none"><li>1. sibongile came home</li><li>2. will he help her make toast</li><li>3. sibongile wanted to make a puppet</li></ol>





### MONDAY ACTIVITY 1

	<b>LOOK &amp; SAY</b>	always	toast	please	special	thought
	<b>SOUND OUT</b>	spot	spit	spin	spun	
		cow	how	now	brown	
	<b>READ</b>	Please. Please can I have? Please can I have toast? Please can I have toast now? I always. I always want toast. I thought I did not. I thought I did not want toast. I do want toast. I want brown toast now. I want brown toast now please. How can I get my toast? How can I get my toast now? How can I get my toast now please?				
	<b>WRITE</b>	Write the  and  words in your dictionary.				



### MONDAY ACTIVITY 2

	<b>READ</b>	Read the  and  words from Activity 1.				
	<b>READ</b>	I see a cow. I see a brown cow. I see a brown cow now. Can you see? Can you see the cow? Can you see the brown cow? Can you see the brown cow now? I have a thought; I have a thought about the cow. I think. I think the cow is special. Do you? Do you think the cow is special?				
	<b>WRITE</b>	Write a <b>sentence</b> with: please Write a <b>question</b> with: spun				





### TUESDAY ACTIVITY 1

	<b>LOOK &amp; SAY</b>	always	toast	please	special	thought
	<b>SOUND OUT</b>	pink	sink	wink	link	
		think	stink			








	<b>READ</b>	Please. Please think. Please think about the sink. Please think about the link in the sink. I thought. I thought about the sink. I thought about the link in the sink. I thought about the link in the sink that is making it pink. I always. I always think. I always think about the sink. I always think about the pink sink. I always think about the pink sink with the link. Will you think about the sink? Will you think about the pink sink?
	<b>WRITE</b>	1. What must you think about? You must think about the _____. 2. What colour is the sink? The sink is _____.

## TUESDAY ACTIVITY 2

	<b>READ</b>	Read the  and  words from Activity 1.
	<b>WRITE</b>	Write a <b>sentence</b> with: spot Write a <b>question</b> with: one




## WEDNESDAY ACTIVITY 1

	<b>LOOK &amp; SAY</b>	always	toast	please	special	thought
	<b>SOUND OUT</b>	out	shout	loud	spout	
	<b>SOUND OUT</b>	bounce	count			
	<b>READ</b>	I shout. I shout loud. I shout loud when I'm out. I shout loud when I'm out and I count. Will you? Will you shout? Will you shout loud? Will you shout loud when you're out? Please shout. Please shout loud. Please shout loud when you are out. We can bounce. We can bounce when we shout. We can bounce when we shout loud. We can bounce when we shout loud and we count.				



	<b>WRITE</b>	<p>1. How do I shout? I shout _____.</p> <p>2. What will I do when I shout? I will _____ when I shout.</p>
--	--------------	--



**WEDNESDAY ACTIVITY 2**

	<b>READ</b>	Read the  and  words from Activity 1.
--	-------------	---





	<b>WRITE</b>	Write the  and  words in your dictionary. Write a <b>sentence</b> with: frown Write a <b>question</b> with: better
--	--------------	--

**THURSDAY ACTIVITY 1**





	<b>LOOK &amp; SAY</b>	always	toast	please	special	thought
	<b>SOUND OUT</b>	pink	sink	wink	link	
		out	shout	loud	spout	

	<b>READ</b>	<p>Sibongile came home. Sibongile came home from school. She found her mother. She found her mother sick in bed. She wanted to make her mother toast. She asked her brother if he would help. Please help me make toast. Will he help? Will he help her make toast? Her brother did not make the toast. Her brother did not help Sibongile wanted to make a puppet. She wanted to make a puppet show for her mother. She had a puppet show.</p> 
--	-------------	--





## THURSDAY ACTIVITY 2

	<b>READ</b>	Read the  and  words from Activity 1.
	<b>WRITE</b>	<ol style="list-style-type: none"><li>1. Who came home? _____ came home.</li><li>2. Where was her mother? Her mother was in _____.</li><li>3. What was wrong with her mother? Her mother was _____.</li><li>4. What did she want to make for her mother? She wanted to _____ for her mother.</li><li>5. Does Sibongile's brother help her make toast? Yes/No, her brother does/does not help her make toast.</li></ol>







## FRIDAY ACTIVITY 1

	<b>READ</b>	Read the  and  words again.
	<b>READ</b>	Read the story from Thursday Activity 1.






## FRIDAY ACTIVITY 2

	<b>READ</b>	Read the  and  words again.
	<b>WRITE</b>	Write the sentences in your book. Fix the mistakes. <ol style="list-style-type: none"><li>1. sibongile came home</li><li>2. will he help her make toast</li><li>3. sibongile wanted to make a puppet</li></ol>



### MONDAY ACTIVITY 1



	<b>LOOK &amp; SAY</b>	always	toast	please	special	thought
	<b>SOUND OUT</b>	spot	spit	spin	spun	
		cow	how	now	brown	
	<b>READ</b>	Please. Please can I have? Please can I have toast? Please can I have toast now? I always. I always want toast. I thought I did not. I thought I did not want toast. I do want toast. I want brown toast now. I want brown toast now please. How can I get my toast? How can I get my toast now? How can I get my toast now please?				
	<b>WRITE</b>	Write the  and  words in your dictionary.				

### MONDAY ACTIVITY 2





	<b>READ</b>	Read the  and  words from Activity 1.				
	<b>READ</b>	I see a cow. I see a brown cow. I see a brown cow now. Can you see? Can you see the cow? Can you see the brown cow? Can you see the brown cow now? I have a thought; I have a thought about the cow. I think. I think the cow is special. Do you? Do you think the cow is special?				
	<b>WRITE</b>	Write a <b>sentence</b> with: please Write a <b>question</b> with: spun				

### TUESDAY ACTIVITY 1




	<b>LOOK &amp; SAY</b>	always	toast	please	special	thought
	<b>SOUND OUT</b>	pink	sink	wink	link	
		think	stink			


	<b>READ</b>	Please. Please think. Please think about the sink. Please think about the link in the sink. I thought. I thought about the sink. I thought about the link in the sink. I thought about the link in the sink that is making it pink. I always. I always think. I always think about the sink. I always think about the pink sink. I always think about the pink sink with the link. Will you think about the sink? Will you think about the pink sink?
	<b>WRITE</b>	1. What must you think about? You must think about the _____. 2. What colour is the sink? The sink is _____.

## TUESDAY ACTIVITY 2







	<b>READ</b>	Read the  and  words from Activity 1.
	<b>WRITE</b>	Write a <b>sentence</b> with: spot Write a <b>question</b> with: one

## WEDNESDAY ACTIVITY 1



	<b>LOOK &amp; SAY</b>	always	toast	please	special	thought	
	<b>SOUND OUT</b>	out	shout	loud	spout	bounce	count
	<b>READ</b>	I shout. I shout loud. I shout loud when I'm out. I shout loud when I'm out and I count. Will you? Will you shout? Will you shout loud? Will you shout loud when you're out? Please shout. Please shout loud. Please shout loud when you are out. We can bounce. We can bounce when we shout. We can bounce when we shout loud. We can bounce when we shout loud and we count.					



	<b>WRITE</b>	<p>1. How do I shout? I shout _____.</p> <p>2. What will I do when I shout? I will _____ when I shout.</p>
--	--------------	--

### WEDNESDAY ACTIVITY 2

	<b>READ</b>	Read the  and  words from Activity 1.
	<b>WRITE</b>	Write the  and  words in your dictionary. Write a <b>sentence</b> with: frown Write a <b>question</b> with: better





### THURSDAY ACTIVITY 1

	<b>LOOK &amp; SAY</b>	always	toast	please	special	thought
	<b>SOUND OUT</b>	pink	sink	wink	link	
		out	shout	loud	spout	





	<b>READ</b>	<p>Sibongile came home. Sibongile came home from school. She found her mother. She found her mother sick in bed. She wanted to make her mother toast. She asked her brother if he would help. Please help me make toast. Will he help? Will he help her make toast? Her brother did not make the toast. Her brother did not help Sibongile wanted to make a puppet. She wanted to make a puppet show for her mother. She had a puppet show.</p> <div style="text-align: right;">  </div>
--	-------------	--







## THURSDAY ACTIVITY 2

	<b>READ</b>	Read the  and  words from Activity 1.
	<b>WRITE</b>	<ol style="list-style-type: none"><li>1. Who came home? _____ came home.</li><li>2. Where was her mother? Her mother was in _____.</li><li>3. What was wrong with her mother? Her mother was _____.</li><li>4. What did she want to make for her mother? She wanted to _____ for her mother.</li><li>5. Does Sibongile's brother help her make toast? Yes/No, her brother does/does not help her make toast.</li></ol>

## FRIDAY ACTIVITY 1







	<b>READ</b>	Read the  and  words again.
	<b>READ</b>	Read the story from Thursday Activity 1.

## FRIDAY ACTIVITY 2






	<b>READ</b>	Read the  and  words again.
	<b>WRITE</b>	Write the sentences in your book. Fix the mistakes. <ol style="list-style-type: none"><li>1. sibongile came home</li><li>2. will he help her make toast</li><li>3. sibongile wanted to make a puppet</li></ol>





## MONDAY ACTIVITY 1



	<b>LOOK &amp; SAY</b>	always	toast	please	special	thought
	<b>SOUND OUT</b>	spot	spit	spin	spun	
		cow	how	now	brown	
	<b>READ</b>	Please. Please can I have? Please can I have toast? Please can I have toast now? I always. I always want toast. I thought I did not. I thought I did not want toast. I do want toast. I want brown toast now. I want brown toast now please. How can I get my toast? How can I get my toast now? How can I get my toast now please?				
	<b>WRITE</b>	Write the  and  words in your dictionary.				

## MONDAY ACTIVITY 2





	<b>READ</b>	Read the  and  words from Activity 1.				
	<b>READ</b>	I see a cow. I see a brown cow. I see a brown cow now. Can you see? Can you see the cow? Can you see the brown cow? Can you see the brown cow now? I have a thought; I have a thought about the cow. I think. I think the cow is special. Do you? Do you think the cow is special?				
	<b>WRITE</b>	Write a <b>sentence</b> with: please Write a <b>question</b> with: spun				

## TUESDAY ACTIVITY 1





	<b>LOOK &amp; SAY</b>	always	toast	please	special	thought
	<b>SOUND OUT</b>	pink	sink	wink	link	
		think	stink			


	<b>READ</b>	Please. Please think. Please think about the sink. Please think about the link in the sink. I thought. I thought about the sink. I thought about the link in the sink. I thought about the link in the sink that is making it pink. I always. I always think. I always think about the sink. I always think about the pink sink. I always think about the pink sink with the link. Will you think about the sink? Will you think about the pink sink?
	<b>WRITE</b>	1. What must you think about? You must think about the _____. 2. What colour is the sink? The sink is _____.

## TUESDAY ACTIVITY 2







	<b>READ</b>	Read the  and  words from Activity 1.
	<b>WRITE</b>	Write a <b>sentence</b> with: spot Write a <b>question</b> with: one

## WEDNESDAY ACTIVITY 1



	<b>LOOK &amp; SAY</b>	always	toast	please	special	thought
	<b>SOUND OUT</b>	out	shout	loud	spout	
	<b>SOUND OUT</b>	bounce	count			
	<b>READ</b>	I shout. I shout loud. I shout loud when I'm out. I shout loud when I'm out and I count. Will you? Will you shout? Will you shout loud? Will you shout loud when you're out? Please shout. Please shout loud. Please shout loud when you are out. We can bounce. We can bounce when we shout. We can bounce when we shout loud. We can bounce when we shout loud and we count.				



	<b>WRITE</b>	<p>1. How do I shout? I shout _____.</p> <p>2. What will I do when I shout? I will _____ when I shout.</p>
--	--------------	--

### WEDNESDAY ACTIVITY 2





	<b>READ</b>	Read the  and  words from Activity 1.
	<b>WRITE</b>	Write the  and  words in your dictionary. Write a <b>sentence</b> with: frown Write a <b>question</b> with: better

### THURSDAY ACTIVITY 1





	<b>LOOK &amp; SAY</b>	always	toast	please	special	thought
	<b>SOUND OUT</b>	pink	sink	wink	link	
		out	shout	loud	spout	

	<b>READ</b>	<p>Sibongile came home. Sibongile came home from school. She found her mother. She found her mother sick in bed. She wanted to make her mother toast. She asked her brother if he would help. Please help me make toast. Will he help? Will he help her make toast? Her brother did not make the toast. Her brother did not help. Sibongile wanted to make a puppet. She wanted to make a puppet show for her mother. She had a puppet show.</p> <div style="text-align: right;">  </div>
--	-------------	---





## THURSDAY ACTIVITY 2

	<b>READ</b>	Read the  and  words from Activity 1.
	<b>WRITE</b>	<ol style="list-style-type: none"><li>1. Who came home? _____ came home.</li><li>2. Where was her mother? Her mother was in _____.</li><li>3. What was wrong with her mother? Her mother was _____.</li><li>4. What did she want to make for her mother? She wanted to _____ for her mother.</li><li>5. Does Sibongile's brother help her make toast? Yes/No, her brother does/does not help her make toast.</li></ol>







## FRIDAY ACTIVITY 1

	<b>READ</b>	Read the  and  words again.
	<b>READ</b>	Read the story from Thursday Activity 1.






## FRIDAY ACTIVITY 2

	<b>READ</b>	Read the  and  words again.
	<b>WRITE</b>	Write the sentences in your book. Fix the mistakes. <ol style="list-style-type: none"><li>1. sibongile came home</li><li>2. will he help her make toast</li><li>3. sibongile wanted to make a puppet</li></ol>



## MONDAY ACTIVITY 1



	<b>LOOK &amp; SAY</b>	always	toast	please	special	thought
	<b>SOUND OUT</b>	spot	spit	spin	spun	
		cow	how	now	brown	
	<b>READ</b>	Please. Please can I have? Please can I have toast? Please can I have toast now? I always. I always want toast. I thought I did not. I thought I did not want toast. I do want toast. I want brown toast now. I want brown toast now please. How can I get my toast? How can I get my toast now? How can I get my toast now please?				
	<b>WRITE</b>	Write the  and  words in your dictionary.				

## MONDAY ACTIVITY 2





	<b>READ</b>	Read the  and  words from Activity 1.				
	<b>READ</b>	I see a cow. I see a brown cow. I see a brown cow now. Can you see? Can you see the cow? Can you see the brown cow? Can you see the brown cow now? I have a thought; I have a thought about the cow. I think. I think the cow is special. Do you? Do you think the cow is special?				
	<b>WRITE</b>	Write a <b>sentence</b> with: please Write a <b>question</b> with: spun				

## TUESDAY ACTIVITY 1





	<b>LOOK &amp; SAY</b>	always	toast	please	special	thought
	<b>SOUND OUT</b>	pink	sink	wink	link	
		think	stink			

	<b>READ</b>	Please. Please think. Please think about the sink. Please think about the link in the sink. I thought. I thought about the sink. I thought about the link in the sink. I thought about the link in the sink that is making it pink. I always. I always think. I always think about the sink. I always think about the pink sink. I always think about the pink sink with the link. Will you think about the sink? Will you think about the pink sink?
	<b>WRITE</b>	1. What must you think about? You must think about the _____. 2. What colour is the sink? The sink is _____.


## TUESDAY ACTIVITY 2

	<b>READ</b>	Read the  and  words from Activity 1.
	<b>WRITE</b>	Write a <b>sentence</b> with: spot Write a <b>question</b> with: one







## WEDNESDAY ACTIVITY 1

	<b>LOOK &amp; SAY</b>	always	toast	please	special	thought
	<b>SOUND OUT</b>	out	shout	loud	spout	
	<b>SOUND OUT</b>	bounce	count			
	<b>READ</b>	I shout. I shout loud. I shout loud when I'm out. I shout loud when I'm out and I count. Will you? Will you shout? Will you shout loud? Will you shout loud when you're out? Please shout. Please shout loud. Please shout loud when you are out. We can bounce. We can bounce when we shout. We can bounce when we shout loud. We can bounce when we shout loud and we count.				







	<b>WRITE</b>	<p>1. How do I shout? I shout _____.</p> <p>2. What will I do when I shout? I will _____ when I shout.</p>
--	--------------	--

### WEDNESDAY ACTIVITY 2

	<b>READ</b>	Read the  and  words from Activity 1.
	<b>WRITE</b>	Write the  and  words in your dictionary. Write a <b>sentence</b> with: frown Write a <b>question</b> with: better





### THURSDAY ACTIVITY 1

	<b>LOOK &amp; SAY</b>	always	toast	please	special	thought
	<b>SOUND OUT</b>	pink	sink	wink	link	
		out	shout	loud	spout	





	<b>READ</b>	<p>Sibongile came home. Sibongile came home from school. She found her mother. She found her mother sick in bed. She wanted to make her mother toast. She asked her brother if he would help. Please help me make toast. Will he help? Will he help her make toast? Her brother did not make the toast. Her brother did not help. Sibongile wanted to make a puppet. She wanted to make a puppet show for her mother. She had a puppet show.</p> <div style="text-align: right;">  </div>
--	-------------	---







## THURSDAY ACTIVITY 2

	<b>READ</b>	Read the  and  words from Activity 1.
	<b>WRITE</b>	<ol style="list-style-type: none"><li>1. Who came home? _____ came home.</li><li>2. Where was her mother? Her mother was in _____.</li><li>3. What was wrong with her mother? Her mother was _____.</li><li>4. What did she want to make for her mother? She wanted to _____ for her mother.</li><li>5. Does Sibongile's brother help her make toast? Yes/No, her brother does/does not help her make toast.</li></ol>







## FRIDAY ACTIVITY 1

	<b>READ</b>	Read the  and  words again.
	<b>READ</b>	Read the story from Thursday Activity 1.






## FRIDAY ACTIVITY 2

	<b>READ</b>	Read the  and  words again.
	<b>WRITE</b>	Write the sentences in your book. Fix the mistakes. <ol style="list-style-type: none"><li>1. sibongile came home</li><li>2. will he help her make toast</li><li>3. sibongile wanted to make a puppet</li></ol>



### MONDAY ACTIVITY 1



	<b>LOOK &amp; SAY</b>	always	toast	please	special	thought
	<b>SOUND OUT</b>	spot	spit	spin	spun	
		cow	how	now	brown	
	<b>READ</b>	Please. Please can I have? Please can I have toast? Please can I have toast now? I always. I always want toast. I thought I did not. I thought I did not want toast. I do want toast. I want brown toast now. I want brown toast now please. How can I get my toast? How can I get my toast now? How can I get my toast now please?				
	<b>WRITE</b>	Write the  and  words in your dictionary.				

### MONDAY ACTIVITY 2





	<b>READ</b>	Read the  and  words from Activity 1.				
	<b>READ</b>	I see a cow. I see a brown cow. I see a brown cow now. Can you see? Can you see the cow? Can you see the brown cow? Can you see the brown cow now? I have a thought; I have a thought about the cow. I think. I think the cow is special. Do you? Do you think the cow is special?				
	<b>WRITE</b>	Write a <b>sentence</b> with: please Write a <b>question</b> with: spun				

### TUESDAY ACTIVITY 1





	<b>LOOK &amp; SAY</b>	always	toast	please	special	thought
	<b>SOUND OUT</b>	pink	sink	wink	link	
		think	stink			


	<b>READ</b>	Please. Please think. Please think about the sink. Please think about the link in the sink. I thought. I thought about the sink. I thought about the link in the sink. I thought about the link in the sink that is making it pink. I always. I always think. I always think about the sink. I always think about the pink sink. I always think about the pink sink with the link. Will you think about the sink? Will you think about the pink sink?
	<b>WRITE</b>	1. What must you think about? You must think about the _____. 2. What colour is the sink? The sink is _____.

## TUESDAY ACTIVITY 2







	<b>READ</b>	Read the  and  words from Activity 1.
	<b>WRITE</b>	Write a <b>sentence</b> with: spot Write a <b>question</b> with: one

## WEDNESDAY ACTIVITY 1



	<b>LOOK &amp; SAY</b>	always	toast	please	special	thought
	<b>SOUND OUT</b>	out	shout	loud	spout	
	<b>SOUND OUT</b>	bounce	count			
	<b>READ</b>	I shout. I shout loud. I shout loud when I'm out. I shout loud when I'm out and I count. Will you? Will you shout? Will you shout loud? Will you shout loud when you're out? Please shout. Please shout loud. Please shout loud when you are out. We can bounce. We can bounce when we shout. We can bounce when we shout loud. We can bounce when we shout loud and we count.				



	<b>WRITE</b>	<p>1. How do I shout? I shout _____.</p> <p>2. What will I do when I shout? I will _____ when I shout.</p>
--	--------------	--

### WEDNESDAY ACTIVITY 2





	<b>READ</b>	Read the  and  words from Activity 1.
	<b>WRITE</b>	Write the  and  words in your dictionary. Write a <b>sentence</b> with: frown Write a <b>question</b> with: better

### THURSDAY ACTIVITY 1





	<b>LOOK &amp; SAY</b>	always	toast	please	special	thought
	<b>SOUND OUT</b>	pink	sink	wink	link	
		out	shout	loud	spout	

	<b>READ</b>	<p>Sibongile came home. Sibongile came home from school. She found her mother. She found her mother sick in bed. She wanted to make her mother toast. She asked her brother if he would help. Please help me make toast. Will he help? Will he help her make toast? Her brother did not make the toast. Her brother did not help Sibongile wanted to make a puppet. She wanted to make a puppet show for her mother. She had a puppet show.</p> <div style="text-align: right;">  </div>
--	-------------	--





## THURSDAY ACTIVITY 2

	<b>READ</b>	Read the  and  words from Activity 1.
	<b>WRITE</b>	<ol style="list-style-type: none"><li>1. Who came home? _____ came home.</li><li>2. Where was her mother? Her mother was in _____.</li><li>3. What was wrong with her mother? Her mother was _____.</li><li>4. What did she want to make for her mother? She wanted to _____ for her mother.</li><li>5. Does Sibongile's brother help her make toast? Yes/No, her brother does/does not help her make toast.</li></ol>







## FRIDAY ACTIVITY 1

	<b>READ</b>	Read the  and  words again.
	<b>READ</b>	Read the story from Thursday Activity 1.






## FRIDAY ACTIVITY 2

	<b>READ</b>	Read the  and  words again.
	<b>WRITE</b>	Write the sentences in your book. Fix the mistakes. <ol style="list-style-type: none"><li>1. sibongile came home</li><li>2. will he help her make toast</li><li>3. sibongile wanted to make a puppet</li></ol>



## MONDAY ACTIVITY 1



	<b>LOOK &amp; SAY</b>	teach	wait	practice	scared	adventure
	<b>SOUND OUT</b>	pink	sink	wink	link	
		out	shout	loud	spout	
	<b>READ</b>	I go. I go out. I go out on an adventure. I will wait. I will wait for you. I will wait for you to come. I will wait for you to come on my adventure. Will you come? Will you come with me? Will you come with me on my adventure? Let us go. "Let us go!" I shout. Let us go on our adventure!				
	<b>WRITE</b>	Write the  and  words in your dictionary.				

## MONDAY ACTIVITY 2





	<b>READ</b>	Read the  and  words from Activity 1.				
	<b>READ</b>	It is loud. It is loud when you shout. Will you? Will you please? Will you please not shout? Do you know? Do you know that it is wrong? Do you know that it is wrong to shout? Let us go. Let us go out on an adventure. Let us go out on an adventure and not shout. We will wink. We will wink when we are out. We will wink when we are out on an adventure.				
	<b>WRITE</b>	Write a <b>sentence</b> with: loud Write a <b>question</b> with: sink				

## TUESDAY ACTIVITY 1




	<b>LOOK &amp; SAY</b>	teach	wait	practice	scared	adventure
	<b>SOUND OUT</b>	that	then	this	them	
		there	they	the		

	<b>READ</b>	They will wait. They will wait for them. They will wait for them to think. They will wait for them to think over there. They will practice. They will practice the most. They will practice the most. This will help. This will help them. This will help them to teach. Will you? Will you practice? Will you practice with them? Will you practice with them to teach?
	<b>WRITE</b>	1. Who will wait? _____ will wait. 2. Who will they wait for? They will wait for _____.


## TUESDAY ACTIVITY 2

	<b>READ</b>	Read the  and  words from Activity 1.
	<b>WRITE</b>	Write a <b>sentence</b> with: wait Write a <b>question</b> with: they

## WEDNESDAY ACTIVITY 1




	<b>LOOK &amp; SAY</b>	teach	wait	practice	scared	adventure
	<b>SOUND OUT</b>	worm	word	work	worst	
	<b>READ</b>	Come! Come and see! Come and see the worm! Come and see the worm work. Can you see? Can you see the worm? Can you see the worm work? Is it good? Is it good to work? Is it good for a worm to work? That worm is the best. That worm is the best in the world. Let us wait. Let us wait to see. Let us wait to see the worm work.				



	<b>WRITE</b>	<p>1. What can I see? I can see a _____.</p> <p>2. What is the worm doing? The worm is doing _____.</p>
--	--------------	---


### WEDNESDAY ACTIVITY 2



	<b>READ</b>	Read the  and  words from Activity 1.
--	-------------	---

	<b>WRITE</b>	Write the  and  words in your dictionary. Write a <b>sentence</b> with: worst Write a <b>question</b> with: word
--	--------------	--





### THURSDAY ACTIVITY 1

	<b>LOOK &amp; SAY</b>	teach	wait	practice	scared	adventure
--	-----------------------	-------	------	----------	--------	-----------





	<b>SOUND OUT</b>	worm	word	work	worst
		that	then	this	them

	<b>READ</b>	<p>Candice was excited. She was excited for her sister. She was excited for her sister's birthday. She wanted to give her sister her gift. Her gift was a beautiful bicycle. Candice gave her sister her gift. Her sister was excited. Let's go on an adventure! Let's go on an adventure on the bicycle. Her sister did not know how to ride a bicycle. She would teach her. She would teach her to ride a bicycle. It was hard work.</p> 
--	-------------	---





## THURSDAY ACTIVITY 2

	<b>READ</b>	Read the  and  words from Activity 1.
	<b>WRITE</b>	<ol style="list-style-type: none"><li>Who was excited? _____ was excited.</li><li>What did Candice want to do? Candice wanted to give her sister a _____.</li><li>What was the gift? The gift was a _____.</li><li>Did her sister know how to ride a bicycle? Yes/No, her sister did/did not know how to ride a bicycle.</li><li>What did Candice decide to teach her sister? Candice decided to teach her sister to _____ a bicycle.</li></ol>







## FRIDAY ACTIVITY 1

	<b>READ</b>	Read the  and  words again.
	<b>READ</b>	Read the story from Thursday Activity 1.






## FRIDAY ACTIVITY 2

	<b>READ</b>	Read the  and  words again.
	<b>WRITE</b>	Write the sentences in your book. Fix the mistakes. <ol style="list-style-type: none"><li>sibongile came home</li><li>will he help her make toast</li><li>sibongile wanted to make a puppet</li></ol>



### MONDAY ACTIVITY 1



	<b>LOOK &amp; SAY</b>	teach	wait	practice	scared	adventure
	<b>SOUND OUT</b>	pink	sink	wink	link	
		out	shout	loud	spout	
	<b>READ</b>	I go. I go out. I go out on an adventure. I will wait. I will wait for you. I will wait for you to come. I will wait for you to come on my adventure. Will you come? Will you come with me? Will you come with me on my adventure? Let us go. "Let us go!" I shout. Let us go on our adventure!				
	<b>WRITE</b>	Write the  and  words in your dictionary.				

### MONDAY ACTIVITY 2





	<b>READ</b>	Read the  and  words from Activity 1.				
	<b>READ</b>	It is loud. It is loud when you shout. Will you? Will you please? Will you please not shout? Do you know? Do you know that it is wrong? Do you know that it is wrong to shout? Let us go. Let us go out on an adventure. Let us go out on an adventure and not shout. We will wink. We will wink when we are out. We will wink when we are out on an adventure.				
	<b>WRITE</b>	Write a <b>sentence</b> with: loud Write a <b>question</b> with: sink				

### TUESDAY ACTIVITY 1




	<b>LOOK &amp; SAY</b>	teach	wait	practice	scared	adventure
	<b>SOUND OUT</b>	that	then	this	them	
		there	they	the		


	<b>READ</b>	They will wait. They will wait for them. They will wait for them to think. They will wait for them to think over there. They will practice. They will practice the most. They will practice the most. This will help. This will help them. This will help them to teach. Will you? Will you practice? Will you practice with them? Will you practice with them to teach?
	<b>WRITE</b>	1. Who will wait? _____ will wait. 2. Who will they wait for? They will wait for _____.

**TUESDAY ACTIVITY 2**







	<b>READ</b>	Read the  and  words from Activity 1.
	<b>WRITE</b>	Write a <b>sentence</b> with: wait Write a <b>question</b> with: they

**WEDNESDAY ACTIVITY 1**



	<b>LOOK &amp; SAY</b>	teach	wait	practice	scared	adventure
	<b>SOUND OUT</b>	worm	word	work	worst	
	<b>READ</b>	Come! Come and see! Come and see the worm! Come and see the worm work. Can you see? Can you see the worm? Can you see the worm work? Is it good? Is it good to work? Is it good for a worm to work? That worm is the best. That worm is the best in the world. Let us wait. Let us wait to see. Let us wait to see the worm work.				



	<b>WRITE</b>	<p>1. What can I see? I can see a _____.</p> <p>2. What is the worm doing? The worm is doing _____.</p>
--	--------------	---

### WEDNESDAY ACTIVITY 2





	<b>READ</b>	Read the  and  words from Activity 1.
	<b>WRITE</b>	Write the  and  words in your dictionary. Write a <b>sentence</b> with: worst Write a <b>question</b> with: word

### THURSDAY ACTIVITY 1





	<b>LOOK &amp; SAY</b>	teach	wait	practice	scared	adventure
	<b>SOUND OUT</b>	worm	word	work	worst	
		that	then	this	them	

	<b>READ</b>	<p>Candice was excited. She was excited for her sister. She was excited for her sister's birthday. She wanted to give her sister her gift. Her gift was a beautiful bicycle. Candice gave her sister her gift. Her sister was excited. Let's go on an adventure! Let's go on an adventure on the bicycle. Her sister did not know how to ride a bicycle. She would teach her. She would teach her to ride a bicycle. It was hard work.</p> 
--	-------------	---





## THURSDAY ACTIVITY 2

	<b>READ</b>	Read the  and  words from Activity 1.
	<b>WRITE</b>	<ol style="list-style-type: none"><li>Who was excited? _____ was excited.</li><li>What did Candice want to do? Candice wanted to give her sister a _____.</li><li>What was the gift? The gift was a _____.</li><li>Did her sister know how to ride a bicycle? Yes/No, her sister did/did not know how to ride a bicycle.</li><li>What did Candice decide to teach her sister? Candice decided to teach her sister to _____ a bicycle.</li></ol>







## FRIDAY ACTIVITY 1

	<b>READ</b>	Read the  and  words again.
	<b>READ</b>	Read the story from Thursday Activity 1.






## FRIDAY ACTIVITY 2

	<b>READ</b>	Read the  and  words again.
	<b>WRITE</b>	Write the sentences in your book. Fix the mistakes. <ol style="list-style-type: none"><li>sibongile came home</li><li>will he help her make toast</li><li>sibongile wanted to make a puppet</li></ol>



### MONDAY ACTIVITY 1

	<b>LOOK &amp; SAY</b>	teach	wait	practice	scared	adventure
	<b>SOUND OUT</b>	pink	sink	wink	link	
		out	shout	loud	spout	
	<b>READ</b>	I go. I go out. I go out on an adventure. I will wait. I will wait for you. I will wait for you to come. I will wait for you to come on my adventure. Will you come? Will you come with me? Will you come with me on my adventure? Let us go. "Let us go!" I shout. Let us go on our adventure!				
	<b>WRITE</b>	Write the  and  words in your dictionary.				



### MONDAY ACTIVITY 2

	<b>READ</b>	Read the  and  words from Activity 1.				
	<b>READ</b>	It is loud. It is loud when you shout. Will you? Will you please? Will you please not shout? Do you know? Do you know that it is wrong? Do you know that it is wrong to shout? Let us go. Let us go out on an adventure. Let us go out on an adventure and not shout. We will wink. We will wink when we are out. We will wink when we are out on an adventure.				
	<b>WRITE</b>	Write a <b>sentence</b> with: loud Write a <b>question</b> with: sink				





### TUESDAY ACTIVITY 1

	<b>LOOK &amp; SAY</b>	teach	wait	practice	scared	adventure
	<b>SOUND OUT</b>	that	then	this	them	
		there	they	the		







	<b>READ</b>	They will wait. They will wait for them. They will wait for them to think. They will wait for them to think over there. They will practice. They will practice the most. They will practice the most. This will help. This will help them. This will help them to teach. Will you? Will you practice? Will you practice with them? Will you practice with them to teach?
	<b>WRITE</b>	1. Who will wait? _____ will wait. 2. Who will they wait for? They will wait for _____.

**TUESDAY ACTIVITY 2**

	<b>READ</b>	Read the  and  words from Activity 1.
	<b>WRITE</b>	Write a <b>sentence</b> with: wait Write a <b>question</b> with: they




**WEDNESDAY ACTIVITY 1**

	<b>LOOK &amp; SAY</b>	teach	wait	practice	scared	adventure
	<b>SOUND OUT</b>	worm	word	work	worst	
	<b>READ</b>	Come! Come and see! Come and see the worm! Come and see the worm work. Can you see? Can you see the worm? Can you see the worm work? Is it good? Is it good to work? Is it good for a worm to work? That worm is the best. That worm is the best in the world. Let us wait. Let us wait to see. Let us wait to see the worm work.				

	<b>WRITE</b>	<p>1. What can I see? I can see a _____.</p> <p>2. What is the worm doing? The worm is doing _____.</p>
--	--------------	---


### WEDNESDAY ACTIVITY 2



	<b>READ</b>	Read the  and  words from Activity 1.
--	-------------	---

	<b>WRITE</b>	Write the  and  words in your dictionary. Write a <b>sentence</b> with: worst Write a <b>question</b> with: word
--	--------------	--





### THURSDAY ACTIVITY 1

	<b>LOOK &amp; SAY</b>	teach	wait	practice	scared	adventure
--	-----------------------	-------	------	----------	--------	-----------





	<b>SOUND OUT</b>	worm	word	work	worst
		that	then	this	them

	<b>READ</b>	<p>Candice was excited. She was excited for her sister. She was excited for her sister's birthday. She wanted to give her sister her gift. Her gift was a beautiful bicycle. Candice gave her sister her gift. Her sister was excited. Let's go on an adventure! Let's go on an adventure on the bicycle. Her sister did not know how to ride a bicycle. She would teach her. She would teach her to ride a bicycle. It was hard work.</p> 
--	-------------	---





## THURSDAY ACTIVITY 2

	<b>READ</b>	Read the  and  words from Activity 1.
	<b>WRITE</b>	<ol style="list-style-type: none"><li>Who was excited? _____ was excited.</li><li>What did Candice want to do? Candice wanted to give her sister a _____.</li><li>What was the gift? The gift was a _____.</li><li>Did her sister know how to ride a bicycle? Yes/No, her sister did/did not know how to ride a bicycle.</li><li>What did Candice decide to teach her sister? Candice decided to teach her sister to _____ a bicycle.</li></ol>







## FRIDAY ACTIVITY 1

	<b>READ</b>	Read the  and  words again.
	<b>READ</b>	Read the story from Thursday Activity 1.






## FRIDAY ACTIVITY 2

	<b>READ</b>	Read the  and  words again.
	<b>WRITE</b>	Write the sentences in your book. Fix the mistakes. <ol style="list-style-type: none"><li>sibongile came home</li><li>will he help her make toast</li><li>sibongile wanted to make a puppet</li></ol>



### MONDAY ACTIVITY 1



	<b>LOOK &amp; SAY</b>	teach	wait	practice	scared	adventure
	<b>SOUND OUT</b>	pink	sink	wink	link	
		out	shout	loud	spout	
	<b>READ</b>	I go. I go out. I go out on an adventure. I will wait. I will wait for you. I will wait for you to come. I will wait for you to come on my adventure. Will you come? Will you come with me? Will you come with me on my adventure? Let us go. "Let us go!" I shout. Let us go on our adventure!				
	<b>WRITE</b>	Write the  and  words in your dictionary.				

### MONDAY ACTIVITY 2





	<b>READ</b>	Read the  and  words from Activity 1.				
	<b>READ</b>	It is loud. It is loud when you shout. Will you? Will you please? Will you please not shout? Do you know? Do you know that it is wrong? Do you know that it is wrong to shout? Let us go. Let us go out on an adventure. Let us go out on an adventure and not shout. We will wink. We will wink when we are out. We will wink when we are out on an adventure.				
	<b>WRITE</b>	Write a <b>sentence</b> with: loud Write a <b>question</b> with: sink				

### TUESDAY ACTIVITY 1




	<b>LOOK &amp; SAY</b>	teach	wait	practice	scared	adventure
	<b>SOUND OUT</b>	that	then	this	them	
		there	they	the		


	<b>READ</b>	They will wait. They will wait for them. They will wait for them to think. They will wait for them to think over there. They will practice. They will practice the most. They will practice the most. This will help. This will help them. This will help them to teach. Will you? Will you practice? Will you practice with them? Will you practice with them to teach?
	<b>WRITE</b>	1. Who will wait? _____ will wait. 2. Who will they wait for? They will wait for _____.

## TUESDAY ACTIVITY 2

	<b>READ</b>	Read the  and  words from Activity 1.
	<b>WRITE</b>	Write a <b>sentence</b> with: wait Write a <b>question</b> with: they




## WEDNESDAY ACTIVITY 1

	<b>LOOK &amp; SAY</b>	teach	wait	practice	scared	adventure
	<b>SOUND OUT</b>	worm	word	work	worst	
	<b>READ</b>	Come! Come and see! Come and see the worm! Come and see the worm work. Can you see? Can you see the worm? Can you see the worm work? Is it good? Is it good to work? Is it good for a worm to work? That worm is the best. That worm is the best in the world. Let us wait. Let us wait to see. Let us wait to see the worm work.				

	<b>WRITE</b>	<p>1. What can I see? I can see a _____.</p> <p>2. What is the worm doing? The worm is doing _____.</p>
--	--------------	---


### WEDNESDAY ACTIVITY 2



	<b>READ</b>	Read the  and  words from Activity 1.
--	-------------	---

	<b>WRITE</b>	Write the  and  words in your dictionary. Write a <b>sentence</b> with: worst Write a <b>question</b> with: word
--	--------------	--





### THURSDAY ACTIVITY 1

	<b>LOOK &amp; SAY</b>	teach	wait	practice	scared	adventure
--	-----------------------	-------	------	----------	--------	-----------





	<b>SOUND OUT</b>	worm	word	work	worst
		that	then	this	them

	<b>READ</b>	<p>Candice was excited. She was excited for her sister. She was excited for her sister's birthday. She wanted to give her sister her gift. Her gift was a beautiful bicycle. Candice gave her sister her gift. Her sister was excited. Let's go on an adventure! Let's go on an adventure on the bicycle. Her sister did not know how to ride a bicycle. She would teach her. She would teach her to ride a bicycle. It was hard work.</p> 
--	-------------	---





## THURSDAY ACTIVITY 2

	<b>READ</b>	Read the  and  words from Activity 1.
	<b>WRITE</b>	<ol style="list-style-type: none"><li>Who was excited? _____ was excited.</li><li>What did Candice want to do? Candice wanted to give her sister a _____.</li><li>What was the gift? The gift was a _____.</li><li>Did her sister know how to ride a bicycle? Yes/No, her sister did/did not know how to ride a bicycle.</li><li>What did Candice decide to teach her sister? Candice decided to teach her sister to _____ a bicycle.</li></ol>

## FRIDAY ACTIVITY 1







	<b>READ</b>	Read the  and  words again.
	<b>READ</b>	Read the story from Thursday Activity 1.

## FRIDAY ACTIVITY 2






	<b>READ</b>	Read the  and  words again.
	<b>WRITE</b>	Write the sentences in your book. Fix the mistakes. <ol style="list-style-type: none"><li>sibongile came home</li><li>will he help her make toast</li><li>sibongile wanted to make a puppet</li></ol>





## MONDAY ACTIVITY 1



	<b>LOOK &amp; SAY</b>	teach	wait	practice	scared	adventure
	<b>SOUND OUT</b>	pink	sink	wink	link	
		out	shout	loud	spout	
	<b>READ</b>	I go. I go out. I go out on an adventure. I will wait. I will wait for you. I will wait for you to come. I will wait for you to come on my adventure. Will you come? Will you come with me? Will you come with me on my adventure? Let us go. "Let us go!" I shout. Let us go on our adventure!				
	<b>WRITE</b>	Write the  and  words in your dictionary.				

## MONDAY ACTIVITY 2





	<b>READ</b>	Read the  and  words from Activity 1.				
	<b>READ</b>	It is loud. It is loud when you shout. Will you? Will you please? Will you please not shout? Do you know? Do you know that it is wrong? Do you know that it is wrong to shout? Let us go. Let us go out on an adventure. Let us go out on an adventure and not shout. We will wink. We will wink when we are out. We will wink when we are out on an adventure.				
	<b>WRITE</b>	Write a <b>sentence</b> with: loud Write a <b>question</b> with: sink				

## TUESDAY ACTIVITY 1




	<b>LOOK &amp; SAY</b>	teach	wait	practice	scared	adventure
	<b>SOUND OUT</b>	that	then	this	them	
		there	they	the		


	<b>READ</b>	They will wait. They will wait for them. They will wait for them to think. They will wait for them to think over there. They will practice. They will practice the most. They will practice the most. This will help. This will help them. This will help them to teach. Will you? Will you practice? Will you practice with them? Will you practice with them to teach?
	<b>WRITE</b>	1. Who will wait? _____ will wait. 2. Who will they wait for? They will wait for _____.

## TUESDAY ACTIVITY 2







	<b>READ</b>	Read the  and  words from Activity 1.
	<b>WRITE</b>	Write a <b>sentence</b> with: wait Write a <b>question</b> with: they

## WEDNESDAY ACTIVITY 1



	<b>LOOK &amp; SAY</b>	teach	wait	practice	scared	adventure
	<b>SOUND OUT</b>	worm	word	work	worst	
	<b>READ</b>	Come! Come and see! Come and see the worm! Come and see the worm work. Can you see? Can you see the worm? Can you see the worm work? Is it good? Is it good to work? Is it good for a worm to work? That worm is the best. That worm is the best in the world. Let us wait. Let us wait to see. Let us wait to see the worm work.				



	<b>WRITE</b>	<p>1. What can I see? I can see a _____.</p> <p>2. What is the worm doing? The worm is doing _____.</p>
--	--------------	---

### WEDNESDAY ACTIVITY 2





	<b>READ</b>	Read the  and  words from Activity 1.
	<b>WRITE</b>	Write the  and  words in your dictionary. Write a <b>sentence</b> with: worst Write a <b>question</b> with: word

### THURSDAY ACTIVITY 1





	<b>LOOK &amp; SAY</b>	teach	wait	practice	scared	adventure
	<b>SOUND OUT</b>	worm	word	work	worst	
		that	then	this	them	

	<b>READ</b>	<p>Candice was excited. She was excited for her sister. She was excited for her sister's birthday. She wanted to give her sister her gift. Her gift was a beautiful bicycle. Candice gave her sister her gift. Her sister was excited. Let's go on an adventure! Let's go on an adventure on the bicycle. Her sister did not know how to ride a bicycle. She would teach her. She would teach her to ride a bicycle. It was hard work.</p> 
--	-------------	---





## THURSDAY ACTIVITY 2

	<b>READ</b>	Read the  and  words from Activity 1.
	<b>WRITE</b>	<ol style="list-style-type: none"><li>Who was excited? _____ was excited.</li><li>What did Candice want to do? Candice wanted to give her sister a _____.</li><li>What was the gift? The gift was a _____.</li><li>Did her sister know how to ride a bicycle? Yes/No, her sister did/did not know how to ride a bicycle.</li><li>What did Candice decide to teach her sister? Candice decided to teach her sister to _____ a bicycle.</li></ol>







## FRIDAY ACTIVITY 1

	<b>READ</b>	Read the  and  words again.
	<b>READ</b>	Read the story from Thursday Activity 1.






## FRIDAY ACTIVITY 2

	<b>READ</b>	Read the  and  words again.
	<b>WRITE</b>	Write the sentences in your book. Fix the mistakes. <ol style="list-style-type: none"><li>sibongile came home</li><li>will he help her make toast</li><li>sibongile wanted to make a puppet</li></ol>



### MONDAY ACTIVITY 1



	<b>LOOK &amp; SAY</b>	teach	wait	practice	scared	adventure
	<b>SOUND OUT</b>	pink	sink	wink	link	
		out	shout	loud	spout	
	<b>READ</b>	I go. I go out. I go out on an adventure. I will wait. I will wait for you. I will wait for you to come. I will wait for you to come on my adventure. Will you come? Will you come with me? Will you come with me on my adventure? Let us go. "Let us go!" I shout. Let us go on our adventure!				
	<b>WRITE</b>	Write the  and  words in your dictionary.				

### MONDAY ACTIVITY 2





	<b>READ</b>	Read the  and  words from Activity 1.				
	<b>READ</b>	It is loud. It is loud when you shout. Will you? Will you please? Will you please not shout? Do you know? Do you know that it is wrong? Do you know that it is wrong to shout? Let us go. Let us go out on an adventure. Let us go out on an adventure and not shout. We will wink. We will wink when we are out. We will wink when we are out on an adventure.				
	<b>WRITE</b>	Write a <b>sentence</b> with: loud Write a <b>question</b> with: sink				

### TUESDAY ACTIVITY 1




	<b>LOOK &amp; SAY</b>	teach	wait	practice	scared	adventure
	<b>SOUND OUT</b>	that	then	this	them	
		there	they	the		


	<b>READ</b>	They will wait. They will wait for them. They will wait for them to think. They will wait for them to think over there. They will practice. They will practice the most. They will practice the most. This will help. This will help them. This will help them to teach. Will you? Will you practice? Will you practice with them? Will you practice with them to teach?
	<b>WRITE</b>	1. Who will wait? _____ will wait. 2. Who will they wait for? They will wait for _____.

**TUESDAY ACTIVITY 2**

	<b>READ</b>	Read the  and  words from Activity 1.
	<b>WRITE</b>	Write a <b>sentence</b> with: wait Write a <b>question</b> with: they




**WEDNESDAY ACTIVITY 1**

	<b>LOOK &amp; SAY</b>	teach	wait	practice	scared	adventure
	<b>SOUND OUT</b>	worm	word	work	worst	
	<b>READ</b>	Come! Come and see! Come and see the worm! Come and see the worm work. Can you see? Can you see the worm? Can you see the worm work? Is it good? Is it good to work? Is it good for a worm to work? That worm is the best. That worm is the best in the world. Let us wait. Let us wait to see. Let us wait to see the worm work.				

	<b>WRITE</b>	<p>1. What can I see? I can see a _____.</p> <p>2. What is the worm doing? The worm is doing _____.</p>
--	--------------	---


### WEDNESDAY ACTIVITY 2



	<b>READ</b>	Read the  and  words from Activity 1.
--	-------------	---

	<b>WRITE</b>	Write the  and  words in your dictionary. Write a <b>sentence</b> with: worst Write a <b>question</b> with: word
--	--------------	--

### THURSDAY ACTIVITY 1





	<b>LOOK &amp; SAY</b>	teach	wait	practice	scared	adventure
--	-----------------------	-------	------	----------	--------	-----------

	<b>SOUND OUT</b>	worm	word	work	worst
		that	then	this	them





	<b>READ</b>	<p>Candice was excited. She was excited for her sister. She was excited for her sister's birthday. She wanted to give her sister her gift. Her gift was a beautiful bicycle. Candice gave her sister her gift. Her sister was excited. Let's go on an adventure! Let's go on an adventure on the bicycle. Her sister did not know how to ride a bicycle. She would teach her. She would teach her to ride a bicycle. It was hard work.</p> 
--	-------------	---







## THURSDAY ACTIVITY 2

	<b>READ</b>	Read the  and  words from Activity 1.
	<b>WRITE</b>	<ol style="list-style-type: none"><li>Who was excited? _____ was excited.</li><li>What did Candice want to do? Candice wanted to give her sister a _____.</li><li>What was the gift? The gift was a _____.</li><li>Did her sister know how to ride a bicycle? Yes/No, her sister did/did not know how to ride a bicycle.</li><li>What did Candice decide to teach her sister? Candice decided to teach her sister to _____ a bicycle.</li></ol>







## FRIDAY ACTIVITY 1

	<b>READ</b>	Read the  and  words again.
	<b>READ</b>	Read the story from Thursday Activity 1.






## FRIDAY ACTIVITY 2

	<b>READ</b>	Read the  and  words again.
	<b>WRITE</b>	Write the sentences in your book. Fix the mistakes. <ol style="list-style-type: none"><li>sibongile came home</li><li>will he help her make toast</li><li>sibongile wanted to make a puppet</li></ol>



#### MONDAY ACTIVITY 1



	<b>LOOK &amp; SAY</b>	teach	wait	practice	scared	adventure
	<b>SOUND OUT</b>	pink	sink	wink	link	
		out	shout	loud	spout	
	<b>READ</b>	I go. I go out. I go out on an adventure. I will wait. I will wait for you. I will wait for you to come. I will wait for you to come on my adventure. Will you come? Will you come with me? Will you come with me on my adventure? Let us go. "Let us go!" I shout. Let us go on our adventure!				
	<b>WRITE</b>	Write the  and  words in your dictionary.				

#### MONDAY ACTIVITY 2





	<b>READ</b>	Read the  and  words from Activity 1.				
	<b>READ</b>	It is loud. It is loud when you shout. Will you? Will you please? Will you please not shout? Do you know? Do you know that it is wrong? Do you know that it is wrong to shout? Let us go. Let us go out on an adventure. Let us go out on an adventure and not shout. We will wink. We will wink when we are out. We will wink when we are out on an adventure.				
	<b>WRITE</b>	Write a <b>sentence</b> with: loud Write a <b>question</b> with: sink				

#### TUESDAY ACTIVITY 1




	<b>LOOK &amp; SAY</b>	teach	wait	practice	scared	adventure
	<b>SOUND OUT</b>	that	then	this	them	
		there	they	the		


	<b>READ</b>	They will wait. They will wait for them. They will wait for them to think. They will wait for them to think over there. They will practice. They will practice the most. They will practice the most. This will help. This will help them. This will help them to teach. Will you? Will you practice? Will you practice with them? Will you practice with them to teach?
	<b>WRITE</b>	1. Who will wait? _____ will wait. 2. Who will they wait for? They will wait for _____.

**TUESDAY ACTIVITY 2**

	<b>READ</b>	Read the  and  words from Activity 1.
	<b>WRITE</b>	Write a <b>sentence</b> with: wait Write a <b>question</b> with: they




**WEDNESDAY ACTIVITY 1**

	<b>LOOK &amp; SAY</b>	teach	wait	practice	scared	adventure
	<b>SOUND OUT</b>	worm	word	work	worst	
	<b>READ</b>	Come! Come and see! Come and see the worm! Come and see the worm work. Can you see? Can you see the worm? Can you see the worm work? Is it good? Is it good to work? Is it good for a worm to work? That worm is the best. That worm is the best in the world. Let us wait. Let us wait to see. Let us wait to see the worm work.				

	<b>WRITE</b>	<p>1. What can I see? I can see a _____.</p> <p>2. What is the worm doing? The worm is doing _____.</p>
--	--------------	---


### WEDNESDAY ACTIVITY 2



	<b>READ</b>	Read the  and  words from Activity 1.
--	-------------	---

	<b>WRITE</b>	Write the  and  words in your dictionary. Write a <b>sentence</b> with: worst Write a <b>question</b> with: word
--	--------------	--





### THURSDAY ACTIVITY 1

	<b>LOOK &amp; SAY</b>	teach	wait	practice	scared	adventure
--	-----------------------	-------	------	----------	--------	-----------





	<b>SOUND OUT</b>	worm	word	work	worst
		that	then	this	them

	<b>READ</b>	<p>Candice was excited. She was excited for her sister. She was excited for her sister's birthday. She wanted to give her sister her gift. Her gift was a beautiful bicycle. Candice gave her sister her gift. Her sister was excited. Let's go on an adventure! Let's go on an adventure on the bicycle. Her sister did not know how to ride a bicycle. She would teach her. She would teach her to ride a bicycle. It was hard work.</p> 
--	-------------	---





## THURSDAY ACTIVITY 2

	<b>READ</b>	Read the  and  words from Activity 1.
	<b>WRITE</b>	<ol style="list-style-type: none"><li>Who was excited? _____ was excited.</li><li>What did Candice want to do? Candice wanted to give her sister a _____.</li><li>What was the gift? The gift was a _____.</li><li>Did her sister know how to ride a bicycle? Yes/No, her sister did/did not know how to ride a bicycle.</li><li>What did Candice decide to teach her sister? Candice decided to teach her sister to _____ a bicycle.</li></ol>







## FRIDAY ACTIVITY 1

	<b>READ</b>	Read the  and  words again.
	<b>READ</b>	Read the story from Thursday Activity 1.






## FRIDAY ACTIVITY 2

	<b>READ</b>	Read the  and  words again.
	<b>WRITE</b>	Write the sentences in your book. Fix the mistakes. <ol style="list-style-type: none"><li>sibongile came home</li><li>will he help her make toast</li><li>sibongile wanted to make a puppet</li></ol>



### MONDAY ACTIVITY 1



	<b>LOOK &amp; SAY</b>	teach	wait	practice	scared	adventure
	<b>SOUND OUT</b>	pink	sink	wink	link	
		out	shout	loud	spout	
	<b>READ</b>	I go. I go out. I go out on an adventure. I will wait. I will wait for you. I will wait for you to come. I will wait for you to come on my adventure. Will you come? Will you come with me? Will you come with me on my adventure? Let us go. "Let us go!" I shout. Let us go on our adventure!				
	<b>WRITE</b>	Write the  and  words in your dictionary.				

### MONDAY ACTIVITY 2





	<b>READ</b>	Read the  and  words from Activity 1.				
	<b>READ</b>	It is loud. It is loud when you shout. Will you? Will you please? Will you please not shout? Do you know? Do you know that it is wrong? Do you know that it is wrong to shout? Let us go. Let us go out on an adventure. Let us go out on an adventure and not shout. We will wink. We will wink when we are out. We will wink when we are out on an adventure.				
	<b>WRITE</b>	Write a <b>sentence</b> with: loud Write a <b>question</b> with: sink				

### TUESDAY ACTIVITY 1




	<b>LOOK &amp; SAY</b>	teach	wait	practice	scared	adventure
	<b>SOUND OUT</b>	that	then	this	them	
		there	they	the		

	<b>READ</b>	They will wait. They will wait for them. They will wait for them to think. They will wait for them to think over there. They will practice. They will practice the most. They will practice the most. This will help. This will help them. This will help them to teach. Will you? Will you practice? Will you practice with them? Will you practice with them to teach?
	<b>WRITE</b>	1. Who will wait? _____ will wait. 2. Who will they wait for? They will wait for _____.


**TUESDAY ACTIVITY 2**

	<b>READ</b>	Read the  and  words from Activity 1.
	<b>WRITE</b>	Write a <b>sentence</b> with: wait Write a <b>question</b> with: they







**WEDNESDAY ACTIVITY 1**

	<b>LOOK &amp; SAY</b>	teach	wait	practice	scared	adventure
	<b>SOUND OUT</b>	worm	word	work	worst	
	<b>READ</b>	Come! Come and see! Come and see the worm! Come and see the worm work. Can you see? Can you see the worm? Can you see the worm work? Is it good? Is it good to work? Is it good for a worm to work? That worm is the best. That worm is the best in the world. Let us wait. Let us wait to see. Let us wait to see the worm work.				







	<b>WRITE</b>	<p>1. What can I see? I can see a _____.</p> <p>2. What is the worm doing? The worm is doing _____.</p>
--	--------------	---

### WEDNESDAY ACTIVITY 2





	<b>READ</b>	Read the  and  words from Activity 1.
	<b>WRITE</b>	Write the  and  words in your dictionary. Write a <b>sentence</b> with: worst Write a <b>question</b> with: word

### THURSDAY ACTIVITY 1





	<b>LOOK &amp; SAY</b>	teach	wait	practice	scared	adventure
	<b>SOUND OUT</b>	worm	word	work	worst	
		that	then	this	them	

	<b>READ</b>	<p>Candice was excited. She was excited for her sister. She was excited for her sister's birthday. She wanted to give her sister her gift. Her gift was a beautiful bicycle. Candice gave her sister her gift. Her sister was excited. Let's go on an adventure! Let's go on an adventure on the bicycle. Her sister did not know how to ride a bicycle. She would teach her. She would teach her to ride a bicycle. It was hard work.</p> 
--	-------------	---





## THURSDAY ACTIVITY 2

	<b>READ</b>	Read the  and  words from Activity 1.
	<b>WRITE</b>	<ol style="list-style-type: none"><li>Who was excited? _____ was excited.</li><li>What did Candice want to do? Candice wanted to give her sister a _____.</li><li>What was the gift? The gift was a _____.</li><li>Did her sister know how to ride a bicycle? Yes/No, her sister did/did not know how to ride a bicycle.</li><li>What did Candice decide to teach her sister? Candice decided to teach her sister to _____ a bicycle.</li></ol>







## FRIDAY ACTIVITY 1

	<b>READ</b>	Read the  and  words again.
	<b>READ</b>	Read the story from Thursday Activity 1.






## FRIDAY ACTIVITY 2

	<b>READ</b>	Read the  and  words again.
	<b>WRITE</b>	Write the sentences in your book. Fix the mistakes. <ol style="list-style-type: none"><li>sibongile came home</li><li>will he help her make toast</li><li>sibongile wanted to make a puppet</li></ol>



#### MONDAY ACTIVITY 1



	<b>LOOK &amp; SAY</b>	teach	wait	practice	scared	adventure
	<b>SOUND OUT</b>	pink	sink	wink	link	
		out	shout	loud	spout	
	<b>READ</b>	I go. I go out. I go out on an adventure. I will wait. I will wait for you. I will wait for you to come. I will wait for you to come on my adventure. Will you come? Will you come with me? Will you come with me on my adventure? Let us go. "Let us go!" I shout. Let us go on our adventure!				
	<b>WRITE</b>	Write the  and  words in your dictionary.				

#### MONDAY ACTIVITY 2





	<b>READ</b>	Read the  and  words from Activity 1.				
	<b>READ</b>	It is loud. It is loud when you shout. Will you? Will you please? Will you please not shout? Do you know? Do you know that it is wrong? Do you know that it is wrong to shout? Let us go. Let us go out on an adventure. Let us go out on an adventure and not shout. We will wink. We will wink when we are out. We will wink when we are out on an adventure.				
	<b>WRITE</b>	Write a <b>sentence</b> with: loud Write a <b>question</b> with: sink				

#### TUESDAY ACTIVITY 1




	<b>LOOK &amp; SAY</b>	teach	wait	practice	scared	adventure
	<b>SOUND OUT</b>	that	then	this	them	
		there	they	the		


	<b>READ</b>	They will wait. They will wait for them. They will wait for them to think. They will wait for them to think over there. They will practice. They will practice the most. They will practice the most. This will help. This will help them. This will help them to teach. Will you? Will you practice? Will you practice with them? Will you practice with them to teach?
	<b>WRITE</b>	1. Who will wait? _____ will wait. 2. Who will they wait for? They will wait for _____.

## TUESDAY ACTIVITY 2

	<b>READ</b>	Read the  and  words from Activity 1.
	<b>WRITE</b>	Write a <b>sentence</b> with: wait Write a <b>question</b> with: they




## WEDNESDAY ACTIVITY 1

	<b>LOOK &amp; SAY</b>	teach	wait	practice	scared	adventure
	<b>SOUND OUT</b>	worm	word	work	worst	
	<b>READ</b>	Come! Come and see! Come and see the worm! Come and see the worm work. Can you see? Can you see the worm? Can you see the worm work? Is it good? Is it good to work? Is it good for a worm to work? That worm is the best. That worm is the best in the world. Let us wait. Let us wait to see. Let us wait to see the worm work.				

	<b>WRITE</b>	<p>1. What can I see? I can see a _____.</p> <p>2. What is the worm doing? The worm is doing _____.</p>
--	--------------	---


### WEDNESDAY ACTIVITY 2



	<b>READ</b>	Read the  and  words from Activity 1.
--	-------------	---

	<b>WRITE</b>	Write the  and  words in your dictionary. Write a <b>sentence</b> with: worst Write a <b>question</b> with: word
--	--------------	--





### THURSDAY ACTIVITY 1

	<b>LOOK &amp; SAY</b>	teach	wait	practice	scared	adventure
--	-----------------------	-------	------	----------	--------	-----------





	<b>SOUND OUT</b>	worm	word	work	worst
		that	then	this	them

	<b>READ</b>	<p>Candice was excited. She was excited for her sister. She was excited for her sister's birthday. She wanted to give her sister her gift. Her gift was a beautiful bicycle. Candice gave her sister her gift. Her sister was excited. Let's go on an adventure! Let's go on an adventure on the bicycle. Her sister did not know how to ride a bicycle. She would teach her. She would teach her to ride a bicycle. It was hard work.</p> 
--	-------------	---





## THURSDAY ACTIVITY 2

	<b>READ</b>	Read the  and  words from Activity 1.
	<b>WRITE</b>	<ol style="list-style-type: none"><li>Who was excited? _____ was excited.</li><li>What did Candice want to do? Candice wanted to give her sister a _____.</li><li>What was the gift? The gift was a _____.</li><li>Did her sister know how to ride a bicycle? Yes/No, her sister did/did not know how to ride a bicycle.</li><li>What did Candice decide to teach her sister? Candice decided to teach her sister to _____ a bicycle.</li></ol>







## FRIDAY ACTIVITY 1

	<b>READ</b>	Read the  and  words again.
	<b>READ</b>	Read the story from Thursday Activity 1.






## FRIDAY ACTIVITY 2

	<b>READ</b>	Read the  and  words again.
	<b>WRITE</b>	Write the sentences in your book. Fix the mistakes. <ol style="list-style-type: none"><li>sibongile came home</li><li>will he help her make toast</li><li>sibongile wanted to make a puppet</li></ol>



### MONDAY ACTIVITY 1

	<b>LOOK &amp; SAY</b>	teach	wait	practice	scared	adventure
	<b>SOUND OUT</b>	pink	sink	wink	link	
		out	shout	loud	spout	
	<b>READ</b>	I go. I go out. I go out on an adventure. I will wait. I will wait for you. I will wait for you to come. I will wait for you to come on my adventure. Will you come? Will you come with me? Will you come with me on my adventure? Let us go. "Let us go!" I shout. Let us go on our adventure!				
	<b>WRITE</b>	Write the  and  words in your dictionary.				



### MONDAY ACTIVITY 2

	<b>READ</b>	Read the  and  words from Activity 1.				
	<b>READ</b>	It is loud. It is loud when you shout. Will you? Will you please? Will you please not shout? Do you know? Do you know that it is wrong? Do you know that it is wrong to shout? Let us go. Let us go out on and adventure. Let us go out on an adventure and not shout. We will wink. We will wink when we are out. We will wink when we are out on an adventure.				
	<b>WRITE</b>	Write a <b>sentence</b> with: loud Write a <b>question</b> with: sink				





### TUESDAY ACTIVITY 1

	<b>LOOK &amp; SAY</b>	teach	wait	practice	scared	adventure
	<b>SOUND OUT</b>	that	then	this	them	
		there	they	the		







	<b>READ</b>	They will wait. They will wait for them. They will wait for them to think. They will wait for them to think over there. They will practice. They will practice the most. They will practice the most. This will help. This will help them. This will help them to teach. Will you? Will you practice? Will you practice with them? Will you practice with them to teach?
	<b>WRITE</b>	1. Who will wait? _____ will wait. 2. Who will they wait for? They will wait for _____.

## TUESDAY ACTIVITY 2

	<b>READ</b>	Read the  and  words from Activity 1.
	<b>WRITE</b>	Write a <b>sentence</b> with: wait Write a <b>question</b> with: they




## WEDNESDAY ACTIVITY 1

	<b>LOOK &amp; SAY</b>	teach	wait	practice	scared	adventure
	<b>SOUND OUT</b>	worm	word	work	worst	
	<b>READ</b>	Come! Come and see! Come and see the worm! Come and see the worm work. Can you see? Can you see the worm? Can you see the worm work? Is it good? Is it good to work? Is it good for a worm to work? That worm is the best. That worm is the best in the world. Let us wait. Let us wait to see. Let us wait to see the worm work.				

	<b>WRITE</b>	<p>1. What can I see? I can see a _____.</p> <p>2. What is the worm doing? The worm is doing _____.</p>
--	--------------	---


### WEDNESDAY ACTIVITY 2



	<b>READ</b>	Read the  and  words from Activity 1.
--	-------------	---

	<b>WRITE</b>	Write the  and  words in your dictionary. Write a <b>sentence</b> with: worst Write a <b>question</b> with: word
--	--------------	--





### THURSDAY ACTIVITY 1

	<b>LOOK &amp; SAY</b>	teach	wait	practice	scared	adventure
--	-----------------------	-------	------	----------	--------	-----------





	<b>SOUND OUT</b>	worm	word	work	worst
		that	then	this	them

	<b>READ</b>	<p>Candice was excited. She was excited for her sister. She was excited for her sister's birthday. She wanted to give her sister her gift. Her gift was a beautiful bicycle. Candice gave her sister her gift. Her sister was excited. Let's go on an adventure! Let's go on an adventure on the bicycle. Her sister did not know how to ride a bicycle. She would teach her. She would teach her to ride a bicycle. It was hard work.</p> 
--	-------------	---





## THURSDAY ACTIVITY 2

	<b>READ</b>	Read the  and  words from Activity 1.
	<b>WRITE</b>	<ol style="list-style-type: none"><li>Who was excited? _____ was excited.</li><li>What did Candice want to do? Candice wanted to give her sister a _____.</li><li>What was the gift? The gift was a _____.</li><li>Did her sister know how to ride a bicycle? Yes/No, her sister did/did not know how to ride a bicycle.</li><li>What did Candice decide to teach her sister? Candice decided to teach her sister to _____ a bicycle.</li></ol>







## FRIDAY ACTIVITY 1

	<b>READ</b>	Read the  and  words again.
	<b>READ</b>	Read the story from Thursday Activity 1.






## FRIDAY ACTIVITY 2

	<b>READ</b>	Read the  and  words again.
	<b>WRITE</b>	Write the sentences in your book. Fix the mistakes. <ol style="list-style-type: none"><li>sibongile came home</li><li>will he help her make toast</li><li>sibongile wanted to make a puppet</li></ol>



## MONDAY ACTIVITY 1



	<b>LOOK &amp; SAY</b>	teach	wait	practice	scared	adventure
	<b>SOUND OUT</b>	pink	sink	wink	link	
		out	shout	loud	spout	
	<b>READ</b>	I go. I go out. I go out on an adventure. I will wait. I will wait for you. I will wait for you to come. I will wait for you to come on my adventure. Will you come? Will you come with me? Will you come with me on my adventure? Let us go. "Let us go!" I shout. Let us go on our adventure!				
	<b>WRITE</b>	Write the  and  words in your dictionary.				

## MONDAY ACTIVITY 2





	<b>READ</b>	Read the  and  words from Activity 1.				
	<b>READ</b>	It is loud. It is loud when you shout. Will you? Will you please? Will you please not shout? Do you know? Do you know that it is wrong? Do you know that it is wrong to shout? Let us go. Let us go out on an adventure. Let us go out on an adventure and not shout. We will wink. We will wink when we are out. We will wink when we are out on an adventure.				
	<b>WRITE</b>	Write a <b>sentence</b> with: loud Write a <b>question</b> with: sink				

## TUESDAY ACTIVITY 1




	<b>LOOK &amp; SAY</b>	teach	wait	practice	scared	adventure
	<b>SOUND OUT</b>	that	then	this	them	
		there	they	the		


	<b>READ</b>	They will wait. They will wait for them. They will wait for them to think. They will wait for them to think over there. They will practice. They will practice the most. They will practice the most. This will help. This will help them. This will help them to teach. Will you? Will you practice? Will you practice with them? Will you practice with them to teach?
	<b>WRITE</b>	1. Who will wait? _____ will wait. 2. Who will they wait for? They will wait for _____.

**TUESDAY ACTIVITY 2**

	<b>READ</b>	Read the  and  words from Activity 1.
	<b>WRITE</b>	Write a <b>sentence</b> with: wait Write a <b>question</b> with: they




**WEDNESDAY ACTIVITY 1**

	<b>LOOK &amp; SAY</b>	teach	wait	practice	scared	adventure
	<b>SOUND OUT</b>	worm	word	work	worst	
	<b>READ</b>	Come! Come and see! Come and see the worm! Come and see the worm work. Can you see? Can you see the worm? Can you see the worm work? Is it good? Is it good to work? Is it good for a worm to work? That worm is the best. That worm is the best in the world. Let us wait. Let us wait to see. Let us wait to see the worm work.				

	<b>WRITE</b>	<p>1. What can I see? I can see a _____.</p> <p>2. What is the worm doing? The worm is doing _____.</p>
--	--------------	---


### WEDNESDAY ACTIVITY 2



	<b>READ</b>	Read the  and  words from Activity 1.
--	-------------	---

	<b>WRITE</b>	Write the  and  words in your dictionary. Write a <b>sentence</b> with: worst Write a <b>question</b> with: word
--	--------------	--





### THURSDAY ACTIVITY 1

	<b>LOOK &amp; SAY</b>	teach	wait	practice	scared	adventure
--	-----------------------	-------	------	----------	--------	-----------





	<b>SOUND OUT</b>	worm	word	work	worst
		that	then	this	them

	<b>READ</b>	<p>Candice was excited. She was excited for her sister. She was excited for her sister's birthday. She wanted to give her sister her gift. Her gift was a beautiful bicycle. Candice gave her sister her gift. Her sister was excited. Let's go on an adventure! Let's go on an adventure on the bicycle. Her sister did not know how to ride a bicycle. She would teach her. She would teach her to ride a bicycle. It was hard work.</p> 
--	-------------	---





## THURSDAY ACTIVITY 2

	<b>READ</b>	Read the  and  words from Activity 1.
	<b>WRITE</b>	<ol style="list-style-type: none"><li>Who was excited? _____ was excited.</li><li>What did Candice want to do? Candice wanted to give her sister a _____.</li><li>What was the gift? The gift was a _____.</li><li>Did her sister know how to ride a bicycle? Yes/No, her sister did/did not know how to ride a bicycle.</li><li>What did Candice decide to teach her sister? Candice decided to teach her sister to _____ a bicycle.</li></ol>

## FRIDAY ACTIVITY 1







	<b>READ</b>	Read the  and  words again.
	<b>READ</b>	Read the story from Thursday Activity 1.

## FRIDAY ACTIVITY 2






	<b>READ</b>	Read the  and  words again.
	<b>WRITE</b>	Write the sentences in your book. Fix the mistakes. <ol style="list-style-type: none"><li>sibongile came home</li><li>will he help her make toast</li><li>sibongile wanted to make a puppet</li></ol>





### MONDAY ACTIVITY 1



	<b>LOOK &amp; SAY</b>	teach	wait	practice	scared	adventure
	<b>SOUND OUT</b>	pink	sink	wink	link	
		out	shout	loud	spout	
	<b>READ</b>	I go. I go out. I go out on an adventure. I will wait. I will wait for you. I will wait for you to come. I will wait for you to come on my adventure. Will you come? Will you come with me? Will you come with me on my adventure? Let us go. "Let us go!" I shout. Let us go on our adventure!				
	<b>WRITE</b>	Write the  and  words in your dictionary.				

### MONDAY ACTIVITY 2





	<b>READ</b>	Read the  and  words from Activity 1.				
	<b>READ</b>	It is loud. It is loud when you shout. Will you? Will you please? Will you please not shout? Do you know? Do you know that it is wrong? Do you know that it is wrong to shout? Let us go. Let us go out on an adventure. Let us go out on an adventure and not shout. We will wink. We will wink when we are out. We will wink when we are out on an adventure.				
	<b>WRITE</b>	Write a <b>sentence</b> with: loud Write a <b>question</b> with: sink				

### TUESDAY ACTIVITY 1




	<b>LOOK &amp; SAY</b>	teach	wait	practice	scared	adventure
	<b>SOUND OUT</b>	that	then	this	them	
		there	they	the		


	<b>READ</b>	They will wait. They will wait for them. They will wait for them to think. They will wait for them to think over there. They will practice. They will practice the most. They will practice the most. This will help. This will help them. This will help them to teach. Will you? Will you practice? Will you practice with them? Will you practice with them to teach?
	<b>WRITE</b>	1. Who will wait? _____ will wait. 2. Who will they wait for? They will wait for _____.

**TUESDAY ACTIVITY 2**







	<b>READ</b>	Read the  and  words from Activity 1.
	<b>WRITE</b>	Write a <b>sentence</b> with: wait Write a <b>question</b> with: they

**WEDNESDAY ACTIVITY 1**



	<b>LOOK &amp; SAY</b>	teach	wait	practice	scared	adventure
	<b>SOUND OUT</b>	worm	word	work	worst	
	<b>READ</b>	Come! Come and see! Come and see the worm! Come and see the worm work. Can you see? Can you see the worm? Can you see the worm work? Is it good? Is it good to work? Is it good for a worm to work? That worm is the best. That worm is the best in the world. Let us wait. Let us wait to see. Let us wait to see the worm work.				



	<b>WRITE</b>	<p>1. What can I see? I can see a _____.</p> <p>2. What is the worm doing? The worm is doing _____.</p>
--	--------------	---

### WEDNESDAY ACTIVITY 2





	<b>READ</b>	Read the  and  words from Activity 1.
	<b>WRITE</b>	Write the  and  words in your dictionary. Write a <b>sentence</b> with: worst Write a <b>question</b> with: word

### THURSDAY ACTIVITY 1





	<b>LOOK &amp; SAY</b>	teach	wait	practice	scared	adventure
	<b>SOUND OUT</b>	worm	word	work	worst	
		that	then	this	them	

	<b>READ</b>	<p>Candice was excited. She was excited for her sister. She was excited for her sister's birthday. She wanted to give her sister her gift. Her gift was a beautiful bicycle. Candice gave her sister her gift. Her sister was excited. Let's go on an adventure! Let's go on an adventure on the bicycle. Her sister did not know how to ride a bicycle. She would teach her. She would teach her to ride a bicycle. It was hard work.</p> 
--	-------------	---





## THURSDAY ACTIVITY 2

	<b>READ</b>	Read the  and  words from Activity 1.
	<b>WRITE</b>	<ol style="list-style-type: none"><li>Who was excited? _____ was excited.</li><li>What did Candice want to do? Candice wanted to give her sister a _____.</li><li>What was the gift? The gift was a _____.</li><li>Did her sister know how to ride a bicycle? Yes/No, her sister did/did not know how to ride a bicycle.</li><li>What did Candice decide to teach her sister? Candice decided to teach her sister to _____ a bicycle.</li></ol>







## FRIDAY ACTIVITY 1

	<b>READ</b>	Read the  and  words again.
	<b>READ</b>	Read the story from Thursday Activity 1.






## FRIDAY ACTIVITY 2

	<b>READ</b>	Read the  and  words again.
	<b>WRITE</b>	Write the sentences in your book. Fix the mistakes. <ol style="list-style-type: none"><li>sibongile came home</li><li>will he help her make toast</li><li>sibongile wanted to make a puppet</li></ol>



### MONDAY ACTIVITY 1



	<b>LOOK &amp; SAY</b>	teach	wait	practice	scared	adventure
	<b>SOUND OUT</b>	pink	sink	wink	link	
		out	shout	loud	spout	
	<b>READ</b>	I go. I go out. I go out on an adventure. I will wait. I will wait for you. I will wait for you to come. I will wait for you to come on my adventure. Will you come? Will you come with me? Will you come with me on my adventure? Let us go. "Let us go!" I shout. Let us go on our adventure!				
	<b>WRITE</b>	Write the  and  words in your dictionary.				

### MONDAY ACTIVITY 2





	<b>READ</b>	Read the  and  words from Activity 1.				
	<b>READ</b>	It is loud. It is loud when you shout. Will you? Will you please? Will you please not shout? Do you know? Do you know that it is wrong? Do you know that it is wrong to shout? Let us go. Let us go out on an adventure. Let us go out on an adventure and not shout. We will wink. We will wink when we are out. We will wink when we are out on an adventure.				
	<b>WRITE</b>	Write a <b>sentence</b> with: loud Write a <b>question</b> with: sink				

### TUESDAY ACTIVITY 1




	<b>LOOK &amp; SAY</b>	teach	wait	practice	scared	adventure
	<b>SOUND OUT</b>	that	then	this	them	
		there	they	the		


	<b>READ</b>	They will wait. They will wait for them. They will wait for them to think. They will wait for them to think over there. They will practice. They will practice the most. They will practice the most. This will help. This will help them. This will help them to teach. Will you? Will you practice? Will you practice with them? Will you practice with them to teach?
	<b>WRITE</b>	1. Who will wait? _____ will wait. 2. Who will they wait for? They will wait for _____.

**TUESDAY ACTIVITY 2**

	<b>READ</b>	Read the  and  words from Activity 1.
	<b>WRITE</b>	Write a <b>sentence</b> with: wait Write a <b>question</b> with: they




**WEDNESDAY ACTIVITY 1**

	<b>LOOK &amp; SAY</b>	teach	wait	practice	scared	adventure
	<b>SOUND OUT</b>	worm	word	work	worst	
	<b>READ</b>	Come! Come and see! Come and see the worm! Come and see the worm work. Can you see? Can you see the worm? Can you see the worm work? Is it good? Is it good to work? Is it good for a worm to work? That worm is the best. That worm is the best in the world. Let us wait. Let us wait to see. Let us wait to see the worm work.				

	<b>WRITE</b>	<p>1. What can I see? I can see a _____.</p> <p>2. What is the worm doing? The worm is doing _____.</p>
--	--------------	---


### WEDNESDAY ACTIVITY 2



	<b>READ</b>	Read the  and  words from Activity 1.
--	-------------	---

	<b>WRITE</b>	Write the  and  words in your dictionary. Write a <b>sentence</b> with: worst Write a <b>question</b> with: word
--	--------------	--

### THURSDAY ACTIVITY 1





	<b>LOOK &amp; SAY</b>	teach	wait	practice	scared	adventure
--	-----------------------	-------	------	----------	--------	-----------

	<b>SOUND OUT</b>	worm	word	work	worst
		that	then	this	them





	<b>READ</b>	<p>Candice was excited. She was excited for her sister. She was excited for her sister's birthday. She wanted to give her sister her gift. Her gift was a beautiful bicycle. Candice gave her sister her gift. Her sister was excited. Let's go on an adventure! Let's go on an adventure on the bicycle. Her sister did not know how to ride a bicycle. She would teach her. She would teach her to ride a bicycle. It was hard work.</p> 
--	-------------	---







## THURSDAY ACTIVITY 2

	<b>READ</b>	Read the  and  words from Activity 1.
	<b>WRITE</b>	<ol style="list-style-type: none"><li>Who was excited? _____ was excited.</li><li>What did Candice want to do? Candice wanted to give her sister a _____.</li><li>What was the gift? The gift was a _____.</li><li>Did her sister know how to ride a bicycle? Yes/No, her sister did/did not know how to ride a bicycle.</li><li>What did Candice decide to teach her sister? Candice decided to teach her sister to _____ a bicycle.</li></ol>







## FRIDAY ACTIVITY 1

	<b>READ</b>	Read the  and  words again.
	<b>READ</b>	Read the story from Thursday Activity 1.






## FRIDAY ACTIVITY 2

	<b>READ</b>	Read the  and  words again.
	<b>WRITE</b>	Write the sentences in your book. Fix the mistakes. <ol style="list-style-type: none"><li>sibongile came home</li><li>will he help her make toast</li><li>sibongile wanted to make a puppet</li></ol>



## MONDAY ACTIVITY 1



	<b>LOOK &amp; SAY</b>	teach	wait	practice	scared	adventure
	<b>SOUND OUT</b>	pink	sink	wink	link	
		out	shout	loud	spout	
	<b>READ</b>	I go. I go out. I go out on an adventure. I will wait. I will wait for you. I will wait for you to come. I will wait for you to come on my adventure. Will you come? Will you come with me? Will you come with me on my adventure? Let us go. "Let us go!" I shout. Let us go on our adventure!				
	<b>WRITE</b>	Write the  and  words in your dictionary.				

## MONDAY ACTIVITY 2





	<b>READ</b>	Read the  and  words from Activity 1.				
	<b>READ</b>	It is loud. It is loud when you shout. Will you? Will you please? Will you please not shout? Do you know? Do you know that it is wrong? Do you know that it is wrong to shout? Let us go. Let us go out on an adventure. Let us go out on an adventure and not shout. We will wink. We will wink when we are out. We will wink when we are out on an adventure.				
	<b>WRITE</b>	Write a <b>sentence</b> with: loud Write a <b>question</b> with: sink				

## TUESDAY ACTIVITY 1




	<b>LOOK &amp; SAY</b>	teach	wait	practice	scared	adventure
	<b>SOUND OUT</b>	that	then	this	them	
		there	they	the		


	<b>READ</b>	They will wait. They will wait for them. They will wait for them to think. They will wait for them to think over there. They will practice. They will practice the most. They will practice the most. This will help. This will help them. This will help them to teach. Will you? Will you practice? Will you practice with them? Will you practice with them to teach?
	<b>WRITE</b>	1. Who will wait? _____ will wait. 2. Who will they wait for? They will wait for _____.

## TUESDAY ACTIVITY 2

	<b>READ</b>	Read the  and  words from Activity 1.
	<b>WRITE</b>	Write a <b>sentence</b> with: wait Write a <b>question</b> with: they




## WEDNESDAY ACTIVITY 1

	<b>LOOK &amp; SAY</b>	teach	wait	practice	scared	adventure
	<b>SOUND OUT</b>	worm	word	work	worst	
	<b>READ</b>	Come! Come and see! Come and see the worm! Come and see the worm work. Can you see? Can you see the worm? Can you see the worm work? Is it good? Is it good to work? Is it good for a worm to work? That worm is the best. That worm is the best in the world. Let us wait. Let us wait to see. Let us wait to see the worm work.				

	<b>WRITE</b>	<p>1. What can I see? I can see a _____.</p> <p>2. What is the worm doing? The worm is doing _____.</p>
--	--------------	---


### WEDNESDAY ACTIVITY 2



	<b>READ</b>	Read the  and  words from Activity 1.
--	-------------	---

	<b>WRITE</b>	Write the  and  words in your dictionary. Write a <b>sentence</b> with: worst Write a <b>question</b> with: word
--	--------------	--





### THURSDAY ACTIVITY 1

	<b>LOOK &amp; SAY</b>	teach	wait	practice	scared	adventure
--	-----------------------	-------	------	----------	--------	-----------





	<b>SOUND OUT</b>	worm	word	work	worst
		that	then	this	them

	<b>READ</b>	<p>Candice was excited. She was excited for her sister. She was excited for her sister's birthday. She wanted to give her sister her gift. Her gift was a beautiful bicycle. Candice gave her sister her gift. Her sister was excited. Let's go on an adventure! Let's go on an adventure on the bicycle. Her sister did not know how to ride a bicycle. She would teach her. She would teach her to ride a bicycle. It was hard work.</p> 
--	-------------	---





## THURSDAY ACTIVITY 2

	<b>READ</b>	Read the  and  words from Activity 1.
	<b>WRITE</b>	<ol style="list-style-type: none"><li>Who was excited? _____ was excited.</li><li>What did Candice want to do? Candice wanted to give her sister a _____.</li><li>What was the gift? The gift was a _____.</li><li>Did her sister know how to ride a bicycle? Yes/No, her sister did/did not know how to ride a bicycle.</li><li>What did Candice decide to teach her sister? Candice decided to teach her sister to _____ a bicycle.</li></ol>







## FRIDAY ACTIVITY 1

	<b>READ</b>	Read the  and  words again.
	<b>READ</b>	Read the story from Thursday Activity 1.






## FRIDAY ACTIVITY 2

	<b>READ</b>	Read the  and  words again.
	<b>WRITE</b>	Write the sentences in your book. Fix the mistakes. <ol style="list-style-type: none"><li>sibongile came home</li><li>will he help her make toast</li><li>sibongile wanted to make a puppet</li></ol>



## MONDAY ACTIVITY 1



	<b>LOOK &amp; SAY</b>	teach	wait	practice	scared	adventure
	<b>SOUND OUT</b>	pink	sink	wink	link	
		out	shout	loud	spout	
	<b>READ</b>	I go. I go out. I go out on an adventure. I will wait. I will wait for you. I will wait for you to come. I will wait for you to come on my adventure. Will you come? Will you come with me? Will you come with me on my adventure? Let us go. "Let us go!" I shout. Let us go on our adventure!				
	<b>WRITE</b>	Write the  and  words in your dictionary.				

## MONDAY ACTIVITY 2





	<b>READ</b>	Read the  and  words from Activity 1.				
	<b>READ</b>	It is loud. It is loud when you shout. Will you? Will you please? Will you please not shout? Do you know? Do you know that it is wrong? Do you know that it is wrong to shout? Let us go. Let us go out on an adventure. Let us go out on an adventure and not shout. We will wink. We will wink when we are out. We will wink when we are out on an adventure.				
	<b>WRITE</b>	Write a <b>sentence</b> with: loud Write a <b>question</b> with: sink				

## TUESDAY ACTIVITY 1




	<b>LOOK &amp; SAY</b>	teach	wait	practice	scared	adventure
	<b>SOUND OUT</b>	that	then	this	them	
		there	they	the		

	<b>READ</b>	They will wait. They will wait for them. They will wait for them to think. They will wait for them to think over there. They will practice. They will practice the most. They will practice the most. This will help. This will help them. This will help them to teach. Will you? Will you practice? Will you practice with them? Will you practice with them to teach?
	<b>WRITE</b>	1. Who will wait? _____ will wait. 2. Who will they wait for? They will wait for _____.


## TUESDAY ACTIVITY 2

	<b>READ</b>	Read the  and  words from Activity 1.
	<b>WRITE</b>	Write a <b>sentence</b> with: wait Write a <b>question</b> with: they

## WEDNESDAY ACTIVITY 1




	<b>LOOK &amp; SAY</b>	teach	wait	practice	scared	adventure
	<b>SOUND OUT</b>	worm	word	work	worst	
	<b>READ</b>	Come! Come and see! Come and see the worm! Come and see the worm work. Can you see? Can you see the worm? Can you see the worm work? Is it good? Is it good to work? Is it good for a worm to work? That worm is the best. That worm is the best in the world. Let us wait. Let us wait to see. Let us wait to see the worm work.				



	<b>WRITE</b>	<p>1. What can I see? I can see a _____.</p> <p>2. What is the worm doing? The worm is doing _____.</p>
--	--------------	---


### WEDNESDAY ACTIVITY 2



	<b>READ</b>	Read the  and  words from Activity 1.
--	-------------	---

	<b>WRITE</b>	Write the  and  words in your dictionary. Write a <b>sentence</b> with: worst Write a <b>question</b> with: word
--	--------------	--





### THURSDAY ACTIVITY 1

	<b>LOOK &amp; SAY</b>	teach	wait	practice	scared	adventure
--	-----------------------	-------	------	----------	--------	-----------





	<b>SOUND OUT</b>	worm	word	work	worst
		that	then	this	them

	<b>READ</b>	<p>Candice was excited. She was excited for her sister. She was excited for her sister's birthday. She wanted to give her sister her gift. Her gift was a beautiful bicycle. Candice gave her sister her gift. Her sister was excited. Let's go on an adventure! Let's go on an adventure on the bicycle. Her sister did not know how to ride a bicycle. She would teach her. She would teach her to ride a bicycle. It was hard work.</p> 
--	-------------	---





## THURSDAY ACTIVITY 2

	<b>READ</b>	Read the  and  words from Activity 1.
	<b>WRITE</b>	<ol style="list-style-type: none"><li>Who was excited? _____ was excited.</li><li>What did Candice want to do? Candice wanted to give her sister a _____.</li><li>What was the gift? The gift was a _____.</li><li>Did her sister know how to ride a bicycle? Yes/No, her sister did/did not know how to ride a bicycle.</li><li>What did Candice decide to teach her sister? Candice decided to teach her sister to _____ a bicycle.</li></ol>







## FRIDAY ACTIVITY 1

	<b>READ</b>	Read the  and  words again.
	<b>READ</b>	Read the story from Thursday Activity 1.






## FRIDAY ACTIVITY 2

	<b>READ</b>	Read the  and  words again.
	<b>WRITE</b>	Write the sentences in your book. Fix the mistakes. <ol style="list-style-type: none"><li>sibongile came home</li><li>will he help her make toast</li><li>sibongile wanted to make a puppet</li></ol>



#### MONDAY ACTIVITY 1



	<b>LOOK &amp; SAY</b>	teach	wait	practice	scared	adventure
	<b>SOUND OUT</b>	pink	sink	wink	link	
		out	shout	loud	spout	
	<b>READ</b>	I go. I go out. I go out on an adventure. I will wait. I will wait for you. I will wait for you to come. I will wait for you to come on my adventure. Will you come? Will you come with me? Will you come with me on my adventure? Let us go. "Let us go!" I shout. Let us go on our adventure!				
	<b>WRITE</b>	Write the  and  words in your dictionary.				

#### MONDAY ACTIVITY 2





	<b>READ</b>	Read the  and  words from Activity 1.				
	<b>READ</b>	It is loud. It is loud when you shout. Will you? Will you please? Will you please not shout? Do you know? Do you know that it is wrong? Do you know that it is wrong to shout? Let us go. Let us go out on an adventure. Let us go out on an adventure and not shout. We will wink. We will wink when we are out. We will wink when we are out on an adventure.				
	<b>WRITE</b>	Write a <b>sentence</b> with: loud Write a <b>question</b> with: sink				

#### TUESDAY ACTIVITY 1




	<b>LOOK &amp; SAY</b>	teach	wait	practice	scared	adventure
	<b>SOUND OUT</b>	that	then	this	them	
		there	they	the		


	<b>READ</b>	They will wait. They will wait for them. They will wait for them to think. They will wait for them to think over there. They will practice. They will practice the most. They will practice the most. This will help. This will help them. This will help them to teach. Will you? Will you practice? Will you practice with them? Will you practice with them to teach?
	<b>WRITE</b>	1. Who will wait? _____ will wait. 2. Who will they wait for? They will wait for _____.

**TUESDAY ACTIVITY 2**







	<b>READ</b>	Read the  and  words from Activity 1.
	<b>WRITE</b>	Write a <b>sentence</b> with: wait Write a <b>question</b> with: they

**WEDNESDAY ACTIVITY 1**



	<b>LOOK &amp; SAY</b>	teach	wait	practice	scared	adventure
	<b>SOUND OUT</b>	worm	word	work	worst	
	<b>READ</b>	Come! Come and see! Come and see the worm! Come and see the worm work. Can you see? Can you see the worm? Can you see the worm work? Is it good? Is it good to work? Is it good for a worm to work? That worm is the best. That worm is the best in the world. Let us wait. Let us wait to see. Let us wait to see the worm work.				



	<b>WRITE</b>	<p>1. What can I see? I can see a _____.</p> <p>2. What is the worm doing? The worm is doing _____.</p>
--	--------------	---

### WEDNESDAY ACTIVITY 2





	<b>READ</b>	Read the  and  words from Activity 1.
	<b>WRITE</b>	Write the  and  words in your dictionary. Write a <b>sentence</b> with: worst Write a <b>question</b> with: word

### THURSDAY ACTIVITY 1





	<b>LOOK &amp; SAY</b>	teach	wait	practice	scared	adventure
	<b>SOUND OUT</b>	worm	word	work	worst	
		that	then	this	them	

	<b>READ</b>	<p>Candice was excited. She was excited for her sister. She was excited for her sister's birthday. She wanted to give her sister her gift. Her gift was a beautiful bicycle. Candice gave her sister her gift. Her sister was excited. Let's go on an adventure! Let's go on an adventure on the bicycle. Her sister did not know how to ride a bicycle. She would teach her. She would teach her to ride a bicycle. It was hard work.</p> 
--	-------------	---





## THURSDAY ACTIVITY 2

	<b>READ</b>	Read the  and  words from Activity 1.
	<b>WRITE</b>	<ol style="list-style-type: none"><li>Who was excited? _____ was excited.</li><li>What did Candice want to do? Candice wanted to give her sister a _____.</li><li>What was the gift? The gift was a _____.</li><li>Did her sister know how to ride a bicycle? Yes/No, her sister did/did not know how to ride a bicycle.</li><li>What did Candice decide to teach her sister? Candice decided to teach her sister to _____ a bicycle.</li></ol>







## FRIDAY ACTIVITY 1

	<b>READ</b>	Read the  and  words again.
	<b>READ</b>	Read the story from Thursday Activity 1.






## FRIDAY ACTIVITY 2

	<b>READ</b>	Read the  and  words again.
	<b>WRITE</b>	Write the sentences in your book. Fix the mistakes. <ol style="list-style-type: none"><li>sibongile came home</li><li>will he help her make toast</li><li>sibongile wanted to make a puppet</li></ol>



#### MONDAY ACTIVITY 1

	<b>LOOK &amp; SAY</b>	teach	wait	practice	scared	adventure
	<b>SOUND OUT</b>	pink	sink	wink	link	
		out	shout	loud	spout	
	<b>READ</b>	I go. I go out. I go out on an adventure. I will wait. I will wait for you. I will wait for you to come. I will wait for you to come on my adventure. Will you come? Will you come with me? Will you come with me on my adventure? Let us go. "Let us go!" I shout. Let us go on our adventure!				
	<b>WRITE</b>	Write the  and  words in your dictionary.				



#### MONDAY ACTIVITY 2

	<b>READ</b>	Read the  and  words from Activity 1.				
	<b>READ</b>	It is loud. It is loud when you shout. Will you? Will you please? Will you please not shout? Do you know? Do you know that it is wrong? Do you know that it is wrong to shout? Let us go. Let us go out on an adventure. Let us go out on an adventure and not shout. We will wink. We will wink when we are out. We will wink when we are out on an adventure.				
	<b>WRITE</b>	Write a <b>sentence</b> with: loud Write a <b>question</b> with: sink				





#### TUESDAY ACTIVITY 1

	<b>LOOK &amp; SAY</b>	teach	wait	practice	scared	adventure
	<b>SOUND OUT</b>	that	then	this	them	
		there	they	the		







	<b>READ</b>	They will wait. They will wait for them. They will wait for them to think. They will wait for them to think over there. They will practice. They will practice the most. They will practice the most. This will help. This will help them. This will help them to teach. Will you? Will you practice? Will you practice with them? Will you practice with them to teach?
	<b>WRITE</b>	1. Who will wait? _____ will wait. 2. Who will they wait for? They will wait for _____.

## TUESDAY ACTIVITY 2

	<b>READ</b>	Read the  and  words from Activity 1.
	<b>WRITE</b>	Write a <b>sentence</b> with: wait Write a <b>question</b> with: they




## WEDNESDAY ACTIVITY 1

	<b>LOOK &amp; SAY</b>	teach	wait	practice	scared	adventure
	<b>SOUND OUT</b>	worm	word	work	worst	
	<b>READ</b>	Come! Come and see! Come and see the worm! Come and see the worm work. Can you see? Can you see the worm? Can you see the worm work? Is it good? Is it good to work? Is it good for a worm to work? That worm is the best. That worm is the best in the world. Let us wait. Let us wait to see. Let us wait to see the worm work.				

	<b>WRITE</b>	<p>1. What can I see? I can see a _____.</p> <p>2. What is the worm doing? The worm is doing _____.</p>
--	--------------	---


### WEDNESDAY ACTIVITY 2



	<b>READ</b>	Read the  and  words from Activity 1.
--	-------------	---

	<b>WRITE</b>	Write the  and  words in your dictionary. Write a <b>sentence</b> with: worst Write a <b>question</b> with: word
--	--------------	--





### THURSDAY ACTIVITY 1

	<b>LOOK &amp; SAY</b>	teach	wait	practice	scared	adventure
--	-----------------------	-------	------	----------	--------	-----------





	<b>SOUND OUT</b>	worm	word	work	worst
		that	then	this	them

	<b>READ</b>	<p>Candice was excited. She was excited for her sister. She was excited for her sister's birthday. She wanted to give her sister her gift. Her gift was a beautiful bicycle. Candice gave her sister her gift. Her sister was excited. Let's go on an adventure! Let's go on an adventure on the bicycle. Her sister did not know how to ride a bicycle. She would teach her. She would teach her to ride a bicycle. It was hard work.</p> 
--	-------------	---





## THURSDAY ACTIVITY 2

	<b>READ</b>	Read the  and  words from Activity 1.
	<b>WRITE</b>	<ol style="list-style-type: none"><li>Who was excited? _____ was excited.</li><li>What did Candice want to do? Candice wanted to give her sister a _____.</li><li>What was the gift? The gift was a _____.</li><li>Did her sister know how to ride a bicycle? Yes/No, her sister did/did not know how to ride a bicycle.</li><li>What did Candice decide to teach her sister? Candice decided to teach her sister to _____ a bicycle.</li></ol>







## FRIDAY ACTIVITY 1

	<b>READ</b>	Read the  and  words again.
	<b>READ</b>	Read the story from Thursday Activity 1.






## FRIDAY ACTIVITY 2

	<b>READ</b>	Read the  and  words again.
	<b>WRITE</b>	Write the sentences in your book. Fix the mistakes. <ol style="list-style-type: none"><li>sibongile came home</li><li>will he help her make toast</li><li>sibongile wanted to make a puppet</li></ol>



### MONDAY ACTIVITY 1



	<b>LOOK &amp; SAY</b>	teach	wait	practice	scared	adventure
	<b>SOUND OUT</b>	pink	sink	wink	link	
		out	shout	loud	spout	
	<b>READ</b>	I go. I go out. I go out on an adventure. I will wait. I will wait for you. I will wait for you to come. I will wait for you to come on my adventure. Will you come? Will you come with me? Will you come with me on my adventure? Let us go. "Let us go!" I shout. Let us go on our adventure!				
	<b>WRITE</b>	Write the  and  words in your dictionary.				

### MONDAY ACTIVITY 2





	<b>READ</b>	Read the  and  words from Activity 1.				
	<b>READ</b>	It is loud. It is loud when you shout. Will you? Will you please? Will you please not shout? Do you know? Do you know that it is wrong? Do you know that it is wrong to shout? Let us go. Let us go out on an adventure. Let us go out on an adventure and not shout. We will wink. We will wink when we are out. We will wink when we are out on an adventure.				
	<b>WRITE</b>	Write a <b>sentence</b> with: loud Write a <b>question</b> with: sink				

### TUESDAY ACTIVITY 1




	<b>LOOK &amp; SAY</b>	teach	wait	practice	scared	adventure
	<b>SOUND OUT</b>	that	then	this	them	
		there	they	the		


	<b>READ</b>	They will wait. They will wait for them. They will wait for them to think. They will wait for them to think over there. They will practice. They will practice the most. They will practice the most. This will help. This will help them. This will help them to teach. Will you? Will you practice? Will you practice with them? Will you practice with them to teach?
	<b>WRITE</b>	1. Who will wait? _____ will wait. 2. Who will they wait for? They will wait for _____.

## TUESDAY ACTIVITY 2

	<b>READ</b>	Read the  and  words from Activity 1.
	<b>WRITE</b>	Write a <b>sentence</b> with: wait Write a <b>question</b> with: they




## WEDNESDAY ACTIVITY 1

	<b>LOOK &amp; SAY</b>	teach	wait	practice	scared	adventure
	<b>SOUND OUT</b>	worm	word	work	worst	
	<b>READ</b>	Come! Come and see! Come and see the worm! Come and see the worm work. Can you see? Can you see the worm? Can you see the worm work? Is it good? Is it good to work? Is it good for a worm to work? That worm is the best. That worm is the best in the world. Let us wait. Let us wait to see. Let us wait to see the worm work.				

	<b>WRITE</b>	<p>1. What can I see? I can see a _____.</p> <p>2. What is the worm doing? The worm is doing _____.</p>
--	--------------	---


### WEDNESDAY ACTIVITY 2



	<b>READ</b>	Read the  and  words from Activity 1.
--	-------------	---

	<b>WRITE</b>	Write the  and  words in your dictionary. Write a <b>sentence</b> with: worst Write a <b>question</b> with: word
--	--------------	--





### THURSDAY ACTIVITY 1

	<b>LOOK &amp; SAY</b>	teach	wait	practice	scared	adventure
--	-----------------------	-------	------	----------	--------	-----------





	<b>SOUND OUT</b>	worm	word	work	worst
		that	then	this	them

	<b>READ</b>	<p>Candice was excited. She was excited for her sister. She was excited for her sister's birthday. She wanted to give her sister her gift. Her gift was a beautiful bicycle. Candice gave her sister her gift. Her sister was excited. Let's go on an adventure! Let's go on an adventure on the bicycle. Her sister did not know how to ride a bicycle. She would teach her. She would teach her to ride a bicycle. It was hard work.</p> 
--	-------------	---





## THURSDAY ACTIVITY 2

	<b>READ</b>	Read the  and  words from Activity 1.
	<b>WRITE</b>	<ol style="list-style-type: none"><li>Who was excited? _____ was excited.</li><li>What did Candice want to do? Candice wanted to give her sister a _____.</li><li>What was the gift? The gift was a _____.</li><li>Did her sister know how to ride a bicycle? Yes/No, her sister did/did not know how to ride a bicycle.</li><li>What did Candice decide to teach her sister? Candice decided to teach her sister to _____ a bicycle.</li></ol>

## FRIDAY ACTIVITY 1







	<b>READ</b>	Read the  and  words again.
	<b>READ</b>	Read the story from Thursday Activity 1.

## FRIDAY ACTIVITY 2






	<b>READ</b>	Read the  and  words again.
	<b>WRITE</b>	Write the sentences in your book. Fix the mistakes. <ol style="list-style-type: none"><li>sibongile came home</li><li>will he help her make toast</li><li>sibongile wanted to make a puppet</li></ol>





### MONDAY ACTIVITY 1



	<b>LOOK &amp; SAY</b>	teach	wait	practice	scared	adventure
	<b>SOUND OUT</b>	pink	sink	wink	link	
		out	shout	loud	spout	
	<b>READ</b>	I go. I go out. I go out on an adventure. I will wait. I will wait for you. I will wait for you to come. I will wait for you to come on my adventure. Will you come? Will you come with me? Will you come with me on my adventure? Let us go. "Let us go!" I shout. Let us go on our adventure!				
	<b>WRITE</b>	Write the  and  words in your dictionary.				

### MONDAY ACTIVITY 2





	<b>READ</b>	Read the  and  words from Activity 1.				
	<b>READ</b>	It is loud. It is loud when you shout. Will you? Will you please? Will you please not shout? Do you know? Do you know that it is wrong? Do you know that it is wrong to shout? Let us go. Let us go out on an adventure. Let us go out on an adventure and not shout. We will wink. We will wink when we are out. We will wink when we are out on an adventure.				
	<b>WRITE</b>	Write a <b>sentence</b> with: loud Write a <b>question</b> with: sink				

### TUESDAY ACTIVITY 1




	<b>LOOK &amp; SAY</b>	teach	wait	practice	scared	adventure
	<b>SOUND OUT</b>	that	then	this	them	
		there	they	the		


	<b>READ</b>	They will wait. They will wait for them. They will wait for them to think. They will wait for them to think over there. They will practice. They will practice the most. They will practice the most. This will help. This will help them. This will help them to teach. Will you? Will you practice? Will you practice with them? Will you practice with them to teach?
	<b>WRITE</b>	1. Who will wait? _____ will wait. 2. Who will they wait for? They will wait for _____.

## TUESDAY ACTIVITY 2







	<b>READ</b>	Read the  and  words from Activity 1.
	<b>WRITE</b>	Write a <b>sentence</b> with: wait Write a <b>question</b> with: they

## WEDNESDAY ACTIVITY 1



	<b>LOOK &amp; SAY</b>	teach	wait	practice	scared	adventure
	<b>SOUND OUT</b>	worm	word	work	worst	
	<b>READ</b>	Come! Come and see! Come and see the worm! Come and see the worm work. Can you see? Can you see the worm? Can you see the worm work? Is it good? Is it good to work? Is it good for a worm to work? That worm is the best. That worm is the best in the world. Let us wait. Let us wait to see. Let us wait to see the worm work.				



	<b>WRITE</b>	<p>1. What can I see? I can see a _____.</p> <p>2. What is the worm doing? The worm is doing _____.</p>
--	--------------	---

### WEDNESDAY ACTIVITY 2





	<b>READ</b>	Read the  and  words from Activity 1.
	<b>WRITE</b>	Write the  and  words in your dictionary. Write a <b>sentence</b> with: worst Write a <b>question</b> with: word

### THURSDAY ACTIVITY 1





	<b>LOOK &amp; SAY</b>	teach	wait	practice	scared	adventure
	<b>SOUND OUT</b>	worm	word	work	worst	
		that	then	this	them	

	<b>READ</b>	<p>Candice was excited. She was excited for her sister. She was excited for her sister's birthday. She wanted to give her sister her gift. Her gift was a beautiful bicycle. Candice gave her sister her gift. Her sister was excited. Let's go on an adventure! Let's go on an adventure on the bicycle. Her sister did not know how to ride a bicycle. She would teach her. She would teach her to ride a bicycle. It was hard work.</p> 
--	-------------	---





## THURSDAY ACTIVITY 2

	<b>READ</b>	Read the  and  words from Activity 1.
	<b>WRITE</b>	<ol style="list-style-type: none"><li>Who was excited? _____ was excited.</li><li>What did Candice want to do? Candice wanted to give her sister a _____.</li><li>What was the gift? The gift was a _____.</li><li>Did her sister know how to ride a bicycle? Yes/No, her sister did/did not know how to ride a bicycle.</li><li>What did Candice decide to teach her sister? Candice decided to teach her sister to _____ a bicycle.</li></ol>







## FRIDAY ACTIVITY 1

	<b>READ</b>	Read the  and  words again.
	<b>READ</b>	Read the story from Thursday Activity 1.






## FRIDAY ACTIVITY 2

	<b>READ</b>	Read the  and  words again.
	<b>WRITE</b>	Write the sentences in your book. Fix the mistakes. <ol style="list-style-type: none"><li>sibongile came home</li><li>will he help her make toast</li><li>sibongile wanted to make a puppet</li></ol>



#### MONDAY ACTIVITY 1



	<b>LOOK &amp; SAY</b>	teach	wait	practice	scared	adventure
	<b>SOUND OUT</b>	pink	sink	wink	link	
		out	shout	loud	spout	
	<b>READ</b>	I go. I go out. I go out on an adventure. I will wait. I will wait for you. I will wait for you to come. I will wait for you to come on my adventure. Will you come? Will you come with me? Will you come with me on my adventure? Let us go. "Let us go!" I shout. Let us go on our adventure!				
	<b>WRITE</b>	Write the  and  words in your dictionary.				

#### MONDAY ACTIVITY 2





	<b>READ</b>	Read the  and  words from Activity 1.				
	<b>READ</b>	It is loud. It is loud when you shout. Will you? Will you please? Will you please not shout? Do you know? Do you know that it is wrong? Do you know that it is wrong to shout? Let us go. Let us go out on and adventure. Let us go out on an adventure and not shout. We will wink. We will wink when we are out. We will wink when we are out on an adventure.				
	<b>WRITE</b>	Write a <b>sentence</b> with: loud Write a <b>question</b> with: sink				

#### TUESDAY ACTIVITY 1




	<b>LOOK &amp; SAY</b>	teach	wait	practice	scared	adventure
	<b>SOUND OUT</b>	that	then	this	them	
		there	they	the		


	<b>READ</b>	They will wait. They will wait for them. They will wait for them to think. They will wait for them to think over there. They will practice. They will practice the most. They will practice the most. This will help. This will help them. This will help them to teach. Will you? Will you practice? Will you practice with them? Will you practice with them to teach?
	<b>WRITE</b>	1. Who will wait? _____ will wait. 2. Who will they wait for? They will wait for _____.

**TUESDAY ACTIVITY 2**







	<b>READ</b>	Read the  and  words from Activity 1.
	<b>WRITE</b>	Write a <b>sentence</b> with: wait Write a <b>question</b> with: they

**WEDNESDAY ACTIVITY 1**



	<b>LOOK &amp; SAY</b>	teach	wait	practice	scared	adventure
	<b>SOUND OUT</b>	worm	word	work	worst	
	<b>READ</b>	Come! Come and see! Come and see the worm! Come and see the worm work. Can you see? Can you see the worm? Can you see the worm work? Is it good? Is it good to work? Is it good for a worm to work? That worm is the best. That worm is the best in the world. Let us wait. Let us wait to see. Let us wait to see the worm work.				



	<b>WRITE</b>	<p>1. What can I see? I can see a _____.</p> <p>2. What is the worm doing? The worm is doing _____.</p>
--	--------------	---

### WEDNESDAY ACTIVITY 2

	<b>READ</b>	Read the  and  words from Activity 1.
	<b>WRITE</b>	Write the  and  words in your dictionary. Write a <b>sentence</b> with: worst Write a <b>question</b> with: word





### THURSDAY ACTIVITY 1

	<b>LOOK &amp; SAY</b>	teach	wait	practice	scared	adventure
	<b>SOUND OUT</b>	worm	word	work	worst	
		that	then	this	them	





	<b>READ</b>	<p>Candice was excited. She was excited for her sister. She was excited for her sister's birthday. She wanted to give her sister her gift. Her gift was a beautiful bicycle. Candice gave her sister her gift. Her sister was excited. Let's go on an adventure! Let's go on an adventure on the bicycle. Her sister did not know how to ride a bicycle. She would teach her. She would teach her to ride a bicycle. It was hard work.</p> 
--	-------------	---







## THURSDAY ACTIVITY 2

	<b>READ</b>	Read the  and  words from Activity 1.
	<b>WRITE</b>	<ol style="list-style-type: none"><li>Who was excited? _____ was excited.</li><li>What did Candice want to do? Candice wanted to give her sister a _____.</li><li>What was the gift? The gift was a _____.</li><li>Did her sister know how to ride a bicycle? Yes/No, her sister did/did not know how to ride a bicycle.</li><li>What did Candice decide to teach her sister? Candice decided to teach her sister to _____ a bicycle.</li></ol>







## FRIDAY ACTIVITY 1

	<b>READ</b>	Read the  and  words again.
	<b>READ</b>	Read the story from Thursday Activity 1.






## FRIDAY ACTIVITY 2

	<b>READ</b>	Read the  and  words again.
	<b>WRITE</b>	Write the sentences in your book. Fix the mistakes. <ol style="list-style-type: none"><li>sibongile came home</li><li>will he help her make toast</li><li>sibongile wanted to make a puppet</li></ol>



### MONDAY ACTIVITY 1



	<b>LOOK &amp; SAY</b>	school	mean	bully	group	why
	<b>SOUND OUT</b>	that	then	this	them	
		worm	word	work	worst	
	<b>READ</b>	<p>Why? Why are you mean? Why are you mean to them? You are a bully! You are a bully in this school! We will work. We will work to stop you. We will work to stop you being mean. We will work to stop you being mean to them. Is it good? Is it good to be mean? No! No, it is not good! We must work, we must work as a group.</p>				
	<b>WRITE</b>	Write the  and  words in your dictionary.				

### MONDAY ACTIVITY 2





	<b>READ</b>	Read the  and  words from Activity 1.				
	<b>READ</b>	<p>Did you hear? Did you hear about that? Did you hear about that mean boy? He is the worst. He is the worst mean boy. He is the worst mean boy ever! He goes. He goes to school. He goes to school with them. I have a plan. I have a plan to stop this mean boy. Will you? Will you help me with my plan? Will you help me with my plan to stop this mean boy?</p>				
	<b>WRITE</b>	<p>Write a <b>sentence</b> with: that Write a <b>question</b> with: why</p>				

### TUESDAY ACTIVITY 1





	<b>LOOK &amp; SAY</b>	school	mean	bully	group	why
	<b>SOUND OUT</b>	slap	slam	slim	slip	
		sled	slow	slay	stay	

	<b>READ</b>	I will sled. I will sled in the snow. I will sled in the snow with you. Will I slip? Will I slip when I sled? Will I slip when I sled in the snow? We will go. We will go slow. We will go slow when we sled. We will go slow when we sled in the snow. We will go slow when we sled in the snow so we don't slip.
	<b>WRITE</b>	<ol style="list-style-type: none"> <li>1. What will I do? I will _____.</li> <li>2. Where will I sled? I will sled in the _____.</li> </ol>







## TUESDAY ACTIVITY 2

	<b>READ</b>	Read the  and  words from Activity 1.
	<b>WRITE</b>	Write a sentence with: slam Write a question with: school





## WEDNESDAY ACTIVITY 1

	<b>LOOK &amp; SAY</b>	school	mean	bully	group	why
	<b>SOUND OUT</b>	play	way	pay	crayon	
		stay	spray	day	hay	
	<b>READ</b>	I will. I will stay. I will stay and play. I will stay and play in the hay. I know. I know the way. I know the way to the hay. Will you? Will you stay? Will you stay for the day? Will you stay for the day and play? Will you stay for the day and play in the hay? I will pay. I will pay for the day. I will pay for the day in the hay.				
	<b>WRITE</b>	<ol style="list-style-type: none"> <li>1. Where will I play? I will play in the _____.</li> <li>2. Who will pay for a day in the hay? _____ will pay for a day in the hay.</li> </ol>				





## WEDNESDAY ACTIVITY 2

	<b>READ</b>	Read the  and  words from Activity 1.
	<b>WRITE</b>	Write the  and  words in your dictionary. Write a <b>sentence</b> with: crayon Write a <b>question</b> with: spray





## THURSDAY ACTIVITY 1

	<b>LOOK &amp; SAY</b>	school	mean	bully	group	why
	<b>SOUND OUT</b>	play	way	pay	crayon	
		slap	slam	slim	slip	
	<b>READ</b>	<p>Tojo was sad. Tojo was sad about school. Tojo was sad about a mean boy at his school. Tojo wanted to go back to his old school. Why? Why was the boy mean? Tojo asked his dad why the boy was mean. Tojo wanted to play soccer. Tojo got new red soccer boots. Tojo went to play. He did not slip. He did not slip and he scored a goal! Tojo was not sad anymore.</p> 				





## THURSDAY ACTIVITY 2

	<b>READ</b>	Read the  and  words from Activity 1.
	<b>WRITE</b>	<ol style="list-style-type: none"><li>Who was sad? _____ was sad.</li><li>Who was a mean to Jojo? A _____ at his school was mean.</li><li>Where do he want to go? He wanted to go back to _____ school.</li><li>Who did Jojo ask about the mean boy? Jojo asked his dad _____.</li><li>What did Jojo want to play? Jojo wanted to play _____.</li></ol>







## FRIDAY ACTIVITY 1

	<b>READ</b>	Read the  and  words again.
	<b>READ</b>	Read the story from Thursday Activity 1.






## FRIDAY ACTIVITY 2

	<b>READ</b>	Read the  and  words again.
	<b>WRITE</b>	Write the sentences in your book. Fix the mistakes. <ol style="list-style-type: none"><li>jojo was sad</li><li>why was the boy mean</li><li>he did not slip and he scored a goal</li></ol>



### MONDAY ACTIVITY 1



	<b>LOOK &amp; SAY</b>	school	mean	bully	group	why
	<b>SOUND OUT</b>	that	then	this	them	
		worm	word	work	worst	
	<b>READ</b>	<p>Why? Why are you mean? Why are you mean to them? You are a bully! You are a bully in this school! We will work. We will work to stop you. We will work to stop you being mean. We will work to stop you being mean to them. Is it good? Is it good to be mean? No! No, it is not good! We must work, we must work as a group.</p>				
	<b>WRITE</b>	Write the  and  words in your dictionary.				

### MONDAY ACTIVITY 2





	<b>READ</b>	Read the  and  words from Activity 1.				
	<b>READ</b>	<p>Did you hear? Did you hear about that? Did you hear about that mean boy? He is the worst. He is the worst mean boy. He is the worst mean boy ever! He goes. He goes to school. He goes to school with them. I have a plan. I have a plan to stop this mean boy. Will you? Will you help me with my plan? Will you help me with my plan to stop this mean boy?</p>				
	<b>WRITE</b>	<p>Write a <b>sentence</b> with: that Write a <b>question</b> with: why</p>				

### TUESDAY ACTIVITY 1





	<b>LOOK &amp; SAY</b>	school	mean	bully	group	why
	<b>SOUND OUT</b>	slap	slam	slim	slip	
		sled	slow	slay	stay	

	<b>READ</b>	I will sled. I will sled in the snow. I will sled in the snow with you. Will I slip? Will I slip when I sled? Will I slip when I sled in the snow? We will go. We will go slow. We will go slow when we sled. We will go slow when we sled in the snow. We will go slow when we sled in the snow so we don't slip.
	<b>WRITE</b>	<ol style="list-style-type: none"> <li>1. What will I do? I will _____.</li> <li>2. Where will I sled? I will sled in the _____.</li> </ol>

## TUESDAY ACTIVITY 2







	<b>READ</b>	Read the  and  words from Activity 1.
	<b>WRITE</b>	Write a sentence with: slam Write a question with: school

## WEDNESDAY ACTIVITY 1





	<b>LOOK &amp; SAY</b>	school	mean	bully	group	why
	<b>SOUND OUT</b>	play	way	pay	crayon	
		stay	spray	day	hay	
	<b>READ</b>	I will. I will stay. I will stay and play. I will stay and play in the hay. I know. I know the way. I know the way to the hay. Will you? Will you stay? Will you stay for the day? Will you stay for the day and play? Will you stay for the day and play in the hay? I will pay. I will pay for the day. I will pay for the day in the hay.				
	<b>WRITE</b>	<ol style="list-style-type: none"> <li>1. Where will I play? I will play in the _____.</li> <li>2. Who will pay for a day in the hay? _____ will pay for a day in the hay.</li> </ol>				







## WEDNESDAY ACTIVITY 2

	<b>READ</b>	Read the  and  words from Activity 1.
	<b>WRITE</b>	Write the  and  words in your dictionary. Write a <b>sentence</b> with: crayon Write a <b>question</b> with: spray





## THURSDAY ACTIVITY 1

	<b>LOOK &amp; SAY</b>	school	mean	bully	group	why
	<b>SOUND OUT</b>	play	way	pay	crayon	
	<b>READ</b>	<p>Tojo was sad. Tojo was sad about school. Tojo was sad about a mean boy at his school. Tojo wanted to go back to his old school. Why? Why was the boy mean? Tojo asked his dad why the boy was mean. Tojo wanted to play soccer. Tojo got new red soccer boots. Tojo went to play. He did not slip. He did not slip and he scored a goal! Tojo was not sad anymore.</p> 				





## THURSDAY ACTIVITY 2

	<b>READ</b>	Read the  and  words from Activity 1.
	<b>WRITE</b>	<ol style="list-style-type: none"><li>Who was sad? _____ was sad.</li><li>Who was a mean to Jojo? A _____ at his school was mean.</li><li>Where do he want to go? He wanted to go back to _____ school.</li><li>Who did Jojo ask about the mean boy? Jojo asked his dad _____.</li><li>What did Jojo want to play? Jojo wanted to play _____.</li></ol>







## FRIDAY ACTIVITY 1

	<b>READ</b>	Read the  and  words again.
	<b>READ</b>	Read the story from Thursday Activity 1.






## FRIDAY ACTIVITY 2

	<b>READ</b>	Read the  and  words again.
	<b>WRITE</b>	Write the sentences in your book. Fix the mistakes. <ol style="list-style-type: none"><li>jojo was sad</li><li>why was the boy mean</li><li>he did not slip and he scored a goal</li></ol>



### MONDAY ACTIVITY 1



	<b>LOOK &amp; SAY</b>	school	mean	bully	group	why
	<b>SOUND OUT</b>	that	then	this	them	
		worm	word	work	worst	
	<b>READ</b>	<p>Why? Why are you mean? Why are you mean to them? You are a bully! You are a bully in this school! We will work. We will work to stop you. We will work to stop you being mean. We will work to stop you being mean to them. Is it good? Is it good to be mean? No! No, it is not good! We must work, we must work as a group.</p>				
	<b>WRITE</b>	Write the  and  words in your dictionary.				

### MONDAY ACTIVITY 2





	<b>READ</b>	Read the  and  words from Activity 1.				
	<b>READ</b>	<p>Did you hear? Did you hear about that? Did you hear about that mean boy? He is the worst. He is the worst mean boy. He is the worst mean boy ever! He goes. He goes to school. He goes to school with them. I have a plan. I have a plan to stop this mean boy. Will you? Will you help me with my plan? Will you help me with my plan to stop this mean boy?</p>				
	<b>WRITE</b>	<p>Write a <b>sentence</b> with: that Write a <b>question</b> with: why</p>				

### TUESDAY ACTIVITY 1





	<b>LOOK &amp; SAY</b>	school	mean	bully	group	why
	<b>SOUND OUT</b>	slap	slam	slim	slip	
		sled	slow	slay	stay	

	<b>READ</b>	I will sled. I will sled in the snow. I will sled in the snow with you. Will I slip? Will I slip when I sled? Will I slip when I sled in the snow? We will go. We will go slow. We will go slow when we sled. We will go slow when we sled in the snow. We will go slow when we sled in the snow so we don't slip.
	<b>WRITE</b>	<ol style="list-style-type: none"> <li>1. What will I do? I will _____.</li> <li>2. Where will I sled? I will sled in the _____.</li> </ol>







## TUESDAY ACTIVITY 2

	<b>READ</b>	Read the  and  words from Activity 1.
	<b>WRITE</b>	Write a sentence with: slam Write a question with: school





## WEDNESDAY ACTIVITY 1

	<b>LOOK &amp; SAY</b>	school	mean	bully	group	why
	<b>SOUND OUT</b>	play	way	pay	crayon	
	<b>READ</b>	I will. I will stay. I will stay and play. I will stay and play in the hay. I know. I know the way. I know the way to the hay. Will you? Will you stay? Will you stay for the day? Will you stay for the day and play? Will you stay for the day and play in the hay? I will pay. I will pay for the day. I will pay for the day in the hay.				
	<b>WRITE</b>	<ol style="list-style-type: none"> <li>1. Where will I play? I will play in the _____.</li> <li>2. Who will pay for a day in the hay? _____ will pay for a day in the hay.</li> </ol>				





## WEDNESDAY ACTIVITY 2

	<b>READ</b>	Read the  and  words from Activity 1.
	<b>WRITE</b>	Write the  and  words in your dictionary. Write a <b>sentence</b> with: crayon Write a <b>question</b> with: spray





## THURSDAY ACTIVITY 1

	<b>LOOK &amp; SAY</b>	school	mean	bully	group	why
	<b>SOUND OUT</b>	play	way	pay	crayon	
	<b>READ</b>	<p>Tojo was sad. Tojo was sad about school. Tojo was sad about a mean boy at his school. Tojo wanted to go back to his old school. Why? Why was the boy mean? Tojo asked his dad why the boy was mean. Tojo wanted to play soccer. Tojo got new red soccer boots. Tojo went to play. He did not slip. He did not slip and he scored a goal! Tojo was not sad anymore.</p> 				





## THURSDAY ACTIVITY 2

	<b>READ</b>	Read the  and  words from Activity 1.
	<b>WRITE</b>	<ol style="list-style-type: none"><li>Who was sad? _____ was sad.</li><li>Who was a mean to Jojo? A _____ at his school was mean.</li><li>Where do he want to go? He wanted to go back to _____ school.</li><li>Who did Jojo ask about the mean boy? Jojo asked his dad _____.</li><li>What did Jojo want to play? Jojo wanted to play _____.</li></ol>







## FRIDAY ACTIVITY 1

	<b>READ</b>	Read the  and  words again.
	<b>READ</b>	Read the story from Thursday Activity 1.






## FRIDAY ACTIVITY 2

	<b>READ</b>	Read the  and  words again.
	<b>WRITE</b>	Write the sentences in your book. Fix the mistakes. <ol style="list-style-type: none"><li>jojo was sad</li><li>why was the boy mean</li><li>he did not slip and he scored a goal</li></ol>



### MONDAY ACTIVITY 1

	<b>LOOK &amp; SAY</b>	school	mean	bully	group	why
	<b>SOUND OUT</b>	that	then	this	them	
		worm	word	work	worst	
	<b>READ</b>	Why? Why are you mean? Why are you mean to them? You are a bully! You are a bully in this school! We will work. We will work to stop you. We will work to stop you being mean. We will work to stop you being mean to them. Is it good? Is it good to be mean? No! No, it is not good! We must work, we must work as a group.				
	<b>WRITE</b>	Write the  and  words in your dictionary.				



### MONDAY ACTIVITY 2

	<b>READ</b>	Read the  and  words from Activity 1.				
	<b>READ</b>	Did you hear? Did you hear about that? Did you hear about that mean boy? He is the worst. He is the worst mean boy. He is the worst mean boy ever! He goes. He goes to school. He goes to school with them. I have a plan. I have a plan to stop this mean boy. Will you? Will you help me with my plan? Will you help me with my plan to stop this mean boy?				
	<b>WRITE</b>	Write a <b>sentence</b> with: that Write a <b>question</b> with: why				





### TUESDAY ACTIVITY 1

	<b>LOOK &amp; SAY</b>	school	mean	bully	group	why
	<b>SOUND OUT</b>	slap	slam	slim	slip	
		sled	slow	slay	stay	







	<b>READ</b>	I will sled. I will sled in the snow. I will sled in the snow with you. Will I slip? Will I slip when I sled? Will I slip when I sled in the snow? We will go. We will go slow. We will go slow when we sled. We will go slow when we sled in the snow. We will go slow when we sled in the snow so we don't slip.
	<b>WRITE</b>	<ol style="list-style-type: none"> <li>1. What will I do? I will _____.</li> <li>2. Where will I sled? I will sled in the _____.</li> </ol>







## TUESDAY ACTIVITY 2

	<b>READ</b>	Read the  and  words from Activity 1.
	<b>WRITE</b>	Write a sentence with: slam Write a question with: school





## WEDNESDAY ACTIVITY 1

	<b>LOOK &amp; SAY</b>	school	mean	bully	group	why
	<b>SOUND OUT</b>	play	way	pay	crayon	
		stay	spray	day	hay	
	<b>READ</b>	I will. I will stay. I will stay and play. I will stay and play in the hay. I know. I know the way. I know the way to the hay. Will you? Will you stay? Will you stay for the day? Will you stay for the day and play? Will you stay for the day and play in the hay? I will pay. I will pay for the day. I will pay for the day in the hay.				
	<b>WRITE</b>	<ol style="list-style-type: none"> <li>1. Where will I play? I will play in the _____.</li> <li>2. Who will pay for a day in the hay? _____ will pay for a day in the hay.</li> </ol>				





## WEDNESDAY ACTIVITY 2

	<b>READ</b>	Read the  and  words from Activity 1.
	<b>WRITE</b>	Write the  and  words in your dictionary. Write a <b>sentence</b> with: crayon Write a <b>question</b> with: spray





## THURSDAY ACTIVITY 1

	<b>LOOK &amp; SAY</b>	school	mean	bully	group	why
	<b>SOUND OUT</b>	play	way	pay	crayon	
	<b>READ</b>	<p>Tojo was sad. Tojo was sad about school. Tojo was sad about a mean boy at his school. Tojo wanted to go back to his old school. Why? Why was the boy mean? Tojo asked his dad why the boy was mean. Tojo wanted to play soccer. Tojo got new red soccer boots. Tojo went to play. He did not slip. He did not slip and he scored a goal! Tojo was not sad anymore.</p> 				





## THURSDAY ACTIVITY 2

	<b>READ</b>	Read the  and  words from Activity 1.
	<b>WRITE</b>	<ol style="list-style-type: none"><li>Who was sad? _____ was sad.</li><li>Who was a mean to Jojo? A _____ at his school was mean.</li><li>Where do he want to go? He wanted to go back to _____ school.</li><li>Who did Jojo ask about the mean boy? Jojo asked his dad _____.</li><li>What did Jojo want to play? Jojo wanted to play _____.</li></ol>







## FRIDAY ACTIVITY 1

	<b>READ</b>	Read the  and  words again.
	<b>READ</b>	Read the story from Thursday Activity 1.






## FRIDAY ACTIVITY 2

	<b>READ</b>	Read the  and  words again.
	<b>WRITE</b>	Write the sentences in your book. Fix the mistakes. <ol style="list-style-type: none"><li>jojo was sad</li><li>why was the boy mean</li><li>he did not slip and he scored a goal</li></ol>



### MONDAY ACTIVITY 1



	<b>LOOK &amp; SAY</b>	school	mean	bully	group	why
	<b>SOUND OUT</b>	that	then	this	them	
		worm	word	work	worst	
	<b>READ</b>	<p>Why? Why are you mean? Why are you mean to them? You are a bully! You are a bully in this school! We will work. We will work to stop you. We will work to stop you being mean. We will work to stop you being mean to them. Is it good? Is it good to be mean? No! No, it is not good! We must work, we must work as a group.</p>				
	<b>WRITE</b>	Write the  and  words in your dictionary.				

### MONDAY ACTIVITY 2





	<b>READ</b>	Read the  and  words from Activity 1.				
	<b>READ</b>	<p>Did you hear? Did you hear about that? Did you hear about that mean boy? He is the worst. He is the worst mean boy. He is the worst mean boy ever! He goes. He goes to school. He goes to school with them. I have a plan. I have a plan to stop this mean boy. Will you? Will you help me with my plan? Will you help me with my plan to stop this mean boy?</p>				
	<b>WRITE</b>	<p>Write a <b>sentence</b> with: that Write a <b>question</b> with: why</p>				

### TUESDAY ACTIVITY 1




	<b>LOOK &amp; SAY</b>	school	mean	bully	group	why
	<b>SOUND OUT</b>	slap	slam	slim	slip	
		sled	slow	slay	stay	

	<b>READ</b>	I will sled. I will sled in the snow. I will sled in the snow with you. Will I slip? Will I slip when I sled? Will I slip when I sled in the snow? We will go. We will go slow. We will go slow when we sled. We will go slow when we sled in the snow. We will go slow when we sled in the snow so we don't slip.
	<b>WRITE</b>	<ol style="list-style-type: none"> <li>1. What will I do? I will _____.</li> <li>2. Where will I sled? I will sled in the _____.</li> </ol>







## TUESDAY ACTIVITY 2

	<b>READ</b>	Read the  and  words from Activity 1.
	<b>WRITE</b>	Write a sentence with: slam Write a question with: school





## WEDNESDAY ACTIVITY 1

	<b>LOOK &amp; SAY</b>	school	mean	bully	group	why	
	<b>SOUND OUT</b>	play	way	pay	crayon		
	<b>READ</b>	I will. I will stay. I will stay and play. I will stay and play in the hay. I know. I know the way. I know the way to the hay. Will you? Will you stay? Will you stay for the day? Will you stay for the day and play? Will you stay for the day and play in the hay? I will pay. I will pay for the day. I will pay for the day in the hay.					
	<b>WRITE</b>	<ol style="list-style-type: none"> <li>1. Where will I play? I will play in the _____.</li> <li>2. Who will pay for a day in the hay? _____ will pay for a day in the hay.</li> </ol>					





## WEDNESDAY ACTIVITY 2

	<b>READ</b>	Read the  and  words from Activity 1.
	<b>WRITE</b>	Write the  and  words in your dictionary. Write a <b>sentence</b> with: crayon Write a <b>question</b> with: spray





## THURSDAY ACTIVITY 1

	<b>LOOK &amp; SAY</b>	school	mean	bully	group	why
	<b>SOUND OUT</b>	play	way	pay	crayon	
	<b>READ</b>	<p>Tojo was sad. Tojo was sad about school. Tojo was sad about a mean boy at his school. Tojo wanted to go back to his old school. Why? Why was the boy mean? Tojo asked his dad why the boy was mean. Tojo wanted to play soccer. Tojo got new red soccer boots. Tojo went to play. He did not slip. He did not slip and he scored a goal! Tojo was not sad anymore.</p> 				





## THURSDAY ACTIVITY 2

	<b>READ</b>	Read the  and  words from Activity 1.
	<b>WRITE</b>	<ol style="list-style-type: none"><li>Who was sad? _____ was sad.</li><li>Who was a mean to Jojo? A _____ at his school was mean.</li><li>Where do he want to go? He wanted to go back to _____ school.</li><li>Who did Jojo ask about the mean boy? Jojo asked his dad _____.</li><li>What did Jojo want to play? Jojo wanted to play _____.</li></ol>

## FRIDAY ACTIVITY 1







	<b>READ</b>	Read the  and  words again.
	<b>READ</b>	Read the story from Thursday Activity 1.

## FRIDAY ACTIVITY 2






	<b>READ</b>	Read the  and  words again.
	<b>WRITE</b>	Write the sentences in your book. Fix the mistakes. <ol style="list-style-type: none"><li>jojo was sad</li><li>why was the boy mean</li><li>he did not slip and he scored a goal</li></ol>





### MONDAY ACTIVITY 1



	<b>LOOK &amp; SAY</b>	school	mean	bully	group	why
	<b>SOUND OUT</b>	that	then	this	them	
		worm	word	work	worst	
	<b>READ</b>	<p>Why? Why are you mean? Why are you mean to them? You are a bully! You are a bully in this school! We will work. We will work to stop you. We will work to stop you being mean. We will work to stop you being mean to them. Is it good? Is it good to be mean? No! No, it is not good! We must work, we must work as a group.</p>				
	<b>WRITE</b>	Write the  and  words in your dictionary.				

### MONDAY ACTIVITY 2





	<b>READ</b>	Read the  and  words from Activity 1.				
	<b>READ</b>	<p>Did you hear? Did you hear about that? Did you hear about that mean boy? He is the worst. He is the worst mean boy. He is the worst mean boy ever! He goes. He goes to school. He goes to school with them. I have a plan. I have a plan to stop this mean boy. Will you? Will you help me with my plan? Will you help me with my plan to stop this mean boy?</p>				
	<b>WRITE</b>	<p>Write a <b>sentence</b> with: that Write a <b>question</b> with: why</p>				

### TUESDAY ACTIVITY 1





	<b>LOOK &amp; SAY</b>	school	mean	bully	group	why
	<b>SOUND OUT</b>	slap	slam	slim	slip	
		sled	slow	slay	stay	

	<b>READ</b>	I will sled. I will sled in the snow. I will sled in the snow with you. Will I slip? Will I slip when I sled? Will I slip when I sled in the snow? We will go. We will go slow. We will go slow when we sled. We will go slow when we sled in the snow. We will go slow when we sled in the snow so we don't slip.
	<b>WRITE</b>	<ol style="list-style-type: none"> <li>1. What will I do? I will _____.</li> <li>2. Where will I sled? I will sled in the _____.</li> </ol>







## TUESDAY ACTIVITY 2

	<b>READ</b>	Read the  and  words from Activity 1.
	<b>WRITE</b>	Write a sentence with: slam Write a question with: school





## WEDNESDAY ACTIVITY 1

	<b>LOOK &amp; SAY</b>	school	mean	bully	group	why
	<b>SOUND OUT</b>	play	way	pay	crayon	
	<b>READ</b>	I will. I will stay. I will stay and play. I will stay and play in the hay. I know. I know the way. I know the way to the hay. Will you? Will you stay? Will you stay for the day? Will you stay for the day and play? Will you stay for the day and play in the hay? I will pay. I will pay for the day. I will pay for the day in the hay.				
	<b>WRITE</b>	<ol style="list-style-type: none"> <li>1. Where will I play? I will play in the _____.</li> <li>2. Who will pay for a day in the hay? _____ will pay for a day in the hay.</li> </ol>				





## WEDNESDAY ACTIVITY 2

	<b>READ</b>	Read the  and  words from Activity 1.
	<b>WRITE</b>	Write the  and  words in your dictionary. Write a <b>sentence</b> with: crayon Write a <b>question</b> with: spray





## THURSDAY ACTIVITY 1

	<b>LOOK &amp; SAY</b>	school	mean	bully	group	why
	<b>SOUND OUT</b>	play	way	pay	crayon	
		slap	slam	slim	slip	
	<b>READ</b>	<p>Tojo was sad. Tojo was sad about school. Tojo was sad about a mean boy at his school. Tojo wanted to go back to his old school. Why? Why was the boy mean? Tojo asked his dad why the boy was mean. Tojo wanted to play soccer. Tojo got new red soccer boots. Tojo went to play. He did not slip. He did not slip and he scored a goal! Tojo was not sad anymore.</p> 				





## THURSDAY ACTIVITY 2

	<b>READ</b>	Read the  and  words from Activity 1.
	<b>WRITE</b>	<ol style="list-style-type: none"><li>Who was sad? _____ was sad.</li><li>Who was a mean to Jojo? A _____ at his school was mean.</li><li>Where do he want to go? He wanted to go back to _____ school.</li><li>Who did Jojo ask about the mean boy? Jojo asked his dad _____.</li><li>What did Jojo want to play? Jojo wanted to play _____.</li></ol>







## FRIDAY ACTIVITY 1

	<b>READ</b>	Read the  and  words again.
	<b>READ</b>	Read the story from Thursday Activity 1.






## FRIDAY ACTIVITY 2

	<b>READ</b>	Read the  and  words again.
	<b>WRITE</b>	Write the sentences in your book. Fix the mistakes. <ol style="list-style-type: none"><li>jojo was sad</li><li>why was the boy mean</li><li>he did not slip and he scored a goal</li></ol>



### MONDAY ACTIVITY 1



	<b>LOOK &amp; SAY</b>	school	mean	bully	group	why
	<b>SOUND OUT</b>	that	then	this	them	
		worm	word	work	worst	
	<b>READ</b>	Why? Why are you mean? Why are you mean to them? You are a bully! You are a bully in this school! We will work. We will work to stop you. We will work to stop you being mean. We will work to stop you being mean to them. Is it good? Is it good to be mean? No! No, it is not good! We must work, we must work as a group.				
	<b>WRITE</b>	Write the  and  words in your dictionary.				

### MONDAY ACTIVITY 2





	<b>READ</b>	Read the  and  words from Activity 1.				
	<b>READ</b>	Did you hear? Did you hear about that? Did you hear about that mean boy? He is the worst. He is the worst mean boy. He is the worst mean boy ever! He goes. He goes to school. He goes to school with them. I have a plan. I have a plan to stop this mean boy. Will you? Will you help me with my plan? Will you help me with my plan to stop this mean boy?				
	<b>WRITE</b>	Write a <b>sentence</b> with: that Write a <b>question</b> with: why				

### TUESDAY ACTIVITY 1





	<b>LOOK &amp; SAY</b>	school	mean	bully	group	why
	<b>SOUND OUT</b>	slap	slam	slim	slip	
		sled	slow	slay	stay	

	<b>READ</b>	I will sled. I will sled in the snow. I will sled in the snow with you. Will I slip? Will I slip when I sled? Will I slip when I sled in the snow? We will go. We will go slow. We will go slow when we sled. We will go slow when we sled in the snow. We will go slow when we sled in the snow so we don't slip.
	<b>WRITE</b>	<ol style="list-style-type: none"> <li>1. What will I do? I will _____.</li> <li>2. Where will I sled? I will sled in the _____.</li> </ol>

## TUESDAY ACTIVITY 2







	<b>READ</b>	Read the  and  words from Activity 1.
	<b>WRITE</b>	Write a sentence with: slam Write a question with: school

## WEDNESDAY ACTIVITY 1





	<b>LOOK &amp; SAY</b>	school	mean	bully	group	why	
	<b>SOUND OUT</b>	play	way	pay	crayon		
		stay	spray	day	hay		
	<b>READ</b>	I will. I will stay. I will stay and play. I will stay and play in the hay. I know. I know the way. I know the way to the hay. Will you? Will you stay? Will you stay for the day? Will you stay for the day and play? Will you stay for the day and play in the hay? I will pay. I will pay for the day. I will pay for the day in the hay.					
	<b>WRITE</b>	<ol style="list-style-type: none"> <li>1. Where will I play? I will play in the _____.</li> <li>2. Who will pay for a day in the hay? _____ will pay for a day in the hay.</li> </ol>					



## WEDNESDAY ACTIVITY 2





	<b>READ</b>	Read the  and  words from Activity 1.
	<b>WRITE</b>	Write the  and  words in your dictionary. Write a <b>sentence</b> with: crayon Write a <b>question</b> with: spray

## THURSDAY ACTIVITY 1





	<b>LOOK &amp; SAY</b>	school	mean	bully	group	why
	<b>SOUND OUT</b>	play	way	pay	crayon	
		slap	slam	slim	slip	
	<b>READ</b>	<p>Tojo was sad. Tojo was sad about school. Tojo was sad about a mean boy at his school. Tojo wanted to go back to his old school. Why? Why was the boy mean? Tojo asked his dad why the boy was mean. Tojo wanted to play soccer. Tojo got new red soccer boots. Tojo went to play. He did not slip. He did not slip and he scored a goal! Tojo was not sad anymore.</p> 				







## THURSDAY ACTIVITY 2

	<b>READ</b>	Read the  and  words from Activity 1.
	<b>WRITE</b>	<ol style="list-style-type: none"><li>Who was sad? _____ was sad.</li><li>Who was a mean to Jojo? A _____ at his school was mean.</li><li>Where do he want to go? He wanted to go back to _____ school.</li><li>Who did Jojo ask about the mean boy? Jojo asked his dad _____.</li><li>What did Jojo want to play? Jojo wanted to play _____.</li></ol>







## FRIDAY ACTIVITY 1

	<b>READ</b>	Read the  and  words again.
	<b>READ</b>	Read the story from Thursday Activity 1.






## FRIDAY ACTIVITY 2

	<b>READ</b>	Read the  and  words again.
	<b>WRITE</b>	Write the sentences in your book. Fix the mistakes. <ol style="list-style-type: none"><li>jojo was sad</li><li>why was the boy mean</li><li>he did not slip and he scored a goal</li></ol>



### MONDAY ACTIVITY 1



	<b>LOOK &amp; SAY</b>	school	mean	bully	group	why
	<b>SOUND OUT</b>	that	then	this	them	
		worm	word	work	worst	
	<b>READ</b>	<p>Why? Why are you mean? Why are you mean to them? You are a bully! You are a bully in this school! We will work. We will work to stop you. We will work to stop you being mean. We will work to stop you being mean to them. Is it good? Is it good to be mean? No! No, it is not good! We must work, we must work as a group.</p>				
	<b>WRITE</b>	Write the  and  words in your dictionary.				

### MONDAY ACTIVITY 2





	<b>READ</b>	Read the  and  words from Activity 1.				
	<b>READ</b>	<p>Did you hear? Did you hear about that? Did you hear about that mean boy? He is the worst. He is the worst mean boy. He is the worst mean boy ever! He goes. He goes to school. He goes to school with them. I have a plan. I have a plan to stop this mean boy. Will you? Will you help me with my plan? Will you help me with my plan to stop this mean boy?</p>				
	<b>WRITE</b>	<p>Write a <b>sentence</b> with: that Write a <b>question</b> with: why</p>				

### TUESDAY ACTIVITY 1





	<b>LOOK &amp; SAY</b>	school	mean	bully	group	why
	<b>SOUND OUT</b>	slap	slam	slim	slip	
		sled	slow	slay	stay	

	<b>READ</b>	I will sled. I will sled in the snow. I will sled in the snow with you. Will I slip? Will I slip when I sled? Will I slip when I sled in the snow? We will go. We will go slow. We will go slow when we sled. We will go slow when we sled in the snow. We will go slow when we sled in the snow so we don't slip.
	<b>WRITE</b>	<ol style="list-style-type: none"> <li>1. What will I do? I will _____.</li> <li>2. Where will I sled? I will sled in the _____.</li> </ol>







## TUESDAY ACTIVITY 2

	<b>READ</b>	Read the  and  words from Activity 1.
	<b>WRITE</b>	Write a sentence with: slam Write a question with: school





## WEDNESDAY ACTIVITY 1

	<b>LOOK &amp; SAY</b>	school	mean	bully	group	why	
	<b>SOUND OUT</b>	play	way	pay	crayon		
	<b>READ</b>	I will. I will stay. I will stay and play. I will stay and play in the hay. I know. I know the way. I know the way to the hay. Will you? Will you stay? Will you stay for the day? Will you stay for the day and play? Will you stay for the day and play in the hay? I will pay. I will pay for the day. I will pay for the day in the hay.					
	<b>WRITE</b>	<ol style="list-style-type: none"> <li>1. Where will I play? I will play in the _____.</li> <li>2. Who will pay for a day in the hay? _____ will pay for a day in the hay.</li> </ol>					





## WEDNESDAY ACTIVITY 2

	<b>READ</b>	Read the  and  words from Activity 1.
	<b>WRITE</b>	Write the  and  words in your dictionary. Write a <b>sentence</b> with: crayon Write a <b>question</b> with: spray





## THURSDAY ACTIVITY 1

	<b>LOOK &amp; SAY</b>	school	mean	bully	group	why
	<b>SOUND OUT</b>	play	way	pay	crayon	
		slap	slam	slim	slip	
	<b>READ</b>	<p>Tojo was sad. Tojo was sad about school. Tojo was sad about a mean boy at his school. Tojo wanted to go back to his old school. Why? Why was the boy mean? Tojo asked his dad why the boy was mean. Tojo wanted to play soccer. Tojo got new red soccer boots. Tojo went to play. He did not slip. He did not slip and he scored a goal! Tojo was not sad anymore.</p> 				





## THURSDAY ACTIVITY 2

	<b>READ</b>	Read the  and  words from Activity 1.
	<b>WRITE</b>	<ol style="list-style-type: none"><li>Who was sad? _____ was sad.</li><li>Who was a mean to Jojo? A _____ at his school was mean.</li><li>Where do he want to go? He wanted to go back to _____ school.</li><li>Who did Jojo ask about the mean boy? Jojo asked his dad _____.</li><li>What did Jojo want to play? Jojo wanted to play _____.</li></ol>







## FRIDAY ACTIVITY 1

	<b>READ</b>	Read the  and  words again.
	<b>READ</b>	Read the story from Thursday Activity 1.






## FRIDAY ACTIVITY 2

	<b>READ</b>	Read the  and  words again.
	<b>WRITE</b>	Write the sentences in your book. Fix the mistakes. <ol style="list-style-type: none"><li>jojo was sad</li><li>why was the boy mean</li><li>he did not slip and he scored a goal</li></ol>



### MONDAY ACTIVITY 1



	<b>LOOK &amp; SAY</b>	school	mean	bully	group	why
	<b>SOUND OUT</b>	that	then	this	them	
		worm	word	work	worst	
	<b>READ</b>	<p>Why? Why are you mean? Why are you mean to them? You are a bully! You are a bully in this school! We will work. We will work to stop you. We will work to stop you being mean. We will work to stop you being mean to them. Is it good? Is it good to be mean? No! No, it is not good! We must work, we must work as a group.</p>				
	<b>WRITE</b>	Write the  and  words in your dictionary.				

### MONDAY ACTIVITY 2





	<b>READ</b>	Read the  and  words from Activity 1.				
	<b>READ</b>	<p>Did you hear? Did you hear about that? Did you hear about that mean boy? He is the worst. He is the worst mean boy. He is the worst mean boy ever! He goes. He goes to school. He goes to school with them. I have a plan. I have a plan to stop this mean boy. Will you? Will you help me with my plan? Will you help me with my plan to stop this mean boy?</p>				
	<b>WRITE</b>	<p>Write a <b>sentence</b> with: that Write a <b>question</b> with: why</p>				

### TUESDAY ACTIVITY 1





	<b>LOOK &amp; SAY</b>	school	mean	bully	group	why
	<b>SOUND OUT</b>	slap	slam	slim	slip	
		sled	slow	slay	stay	

	<b>READ</b>	I will sled. I will sled in the snow. I will sled in the snow with you. Will I slip? Will I slip when I sled? Will I slip when I sled in the snow? We will go. We will go slow. We will go slow when we sled. We will go slow when we sled in the snow. We will go slow when we sled in the snow so we don't slip.
	<b>WRITE</b>	<ol style="list-style-type: none"> <li>1. What will I do? I will _____.</li> <li>2. Where will I sled? I will sled in the _____.</li> </ol>

## TUESDAY ACTIVITY 2







	<b>READ</b>	Read the  and  words from Activity 1.
	<b>WRITE</b>	Write a sentence with: slam Write a question with: school

## WEDNESDAY ACTIVITY 1





	<b>LOOK &amp; SAY</b>	school	mean	bully	group	why
	<b>SOUND OUT</b>	play	way	pay	crayon	
	<b>READ</b>	I will. I will stay. I will stay and play. I will stay and play in the hay. I know. I know the way. I know the way to the hay. Will you? Will you stay? Will you stay for the day? Will you stay for the day and play? Will you stay for the day and play in the hay? I will pay. I will pay for the day. I will pay for the day in the hay.				
	<b>WRITE</b>	<ol style="list-style-type: none"> <li>1. Where will I play? I will play in the _____.</li> <li>2. Who will pay for a day in the hay? _____ will pay for a day in the hay.</li> </ol>				







## WEDNESDAY ACTIVITY 2

	<b>READ</b>	Read the  and  words from Activity 1.
	<b>WRITE</b>	Write the  and  words in your dictionary. Write a <b>sentence</b> with: crayon Write a <b>question</b> with: spray





## THURSDAY ACTIVITY 1

	<b>LOOK &amp; SAY</b>	school	mean	bully	group	why
	<b>SOUND OUT</b>	play	way	pay	crayon	
		slap	slam	slim	slip	
	<b>READ</b>	<p>Tojo was sad. Tojo was sad about school. Tojo was sad about a mean boy at his school. Tojo wanted to go back to his old school. Why? Why was the boy mean? Tojo asked his dad why the boy was mean. Tojo wanted to play soccer. Tojo got new red soccer boots. Tojo went to play. He did not slip. He did not slip and he scored a goal! Tojo was not sad anymore.</p> 				





## THURSDAY ACTIVITY 2

	<b>READ</b>	Read the  and  words from Activity 1.
	<b>WRITE</b>	<ol style="list-style-type: none"><li>Who was sad? _____ was sad.</li><li>Who was a mean to Jojo? A _____ at his school was mean.</li><li>Where do he want to go? He wanted to go back to _____ school.</li><li>Who did Jojo ask about the mean boy? Jojo asked his dad _____.</li><li>What did Jojo want to play? Jojo wanted to play _____.</li></ol>







## FRIDAY ACTIVITY 1

	<b>READ</b>	Read the  and  words again.
	<b>READ</b>	Read the story from Thursday Activity 1.






## FRIDAY ACTIVITY 2

	<b>READ</b>	Read the  and  words again.
	<b>WRITE</b>	Write the sentences in your book. Fix the mistakes. <ol style="list-style-type: none"><li>jojo was sad</li><li>why was the boy mean</li><li>he did not slip and he scored a goal</li></ol>



### MONDAY ACTIVITY 1



	<b>LOOK &amp; SAY</b>	school	mean	bully	group	why
	<b>SOUND OUT</b>	that	then	this	them	
		worm	word	work	worst	
	<b>READ</b>	<p>Why? Why are you mean? Why are you mean to them? You are a bully! You are a bully in this school! We will work. We will work to stop you. We will work to stop you being mean. We will work to stop you being mean to them. Is it good? Is it good to be mean? No! No, it is not good! We must work, we must work as a group.</p>				
	<b>WRITE</b>	Write the  and  words in your dictionary.				

### MONDAY ACTIVITY 2





	<b>READ</b>	Read the  and  words from Activity 1.				
	<b>READ</b>	<p>Did you hear? Did you hear about that? Did you hear about that mean boy? He is the worst. He is the worst mean boy. He is the worst mean boy ever! He goes. He goes to school. He goes to school with them. I have a plan. I have a plan to stop this mean boy. Will you? Will you help me with my plan? Will you help me with my plan to stop this mean boy?</p>				
	<b>WRITE</b>	<p>Write a <b>sentence</b> with: that Write a <b>question</b> with: why</p>				

### TUESDAY ACTIVITY 1





	<b>LOOK &amp; SAY</b>	school	mean	bully	group	why
	<b>SOUND OUT</b>	slap	slam	slim	slip	
		sled	slow	slay	stay	

	<b>READ</b>	I will sled. I will sled in the snow. I will sled in the snow with you. Will I slip? Will I slip when I sled? Will I slip when I sled in the snow? We will go. We will go slow. We will go slow when we sled. We will go slow when we sled in the snow. We will go slow when we sled in the snow so we don't slip.
	<b>WRITE</b>	<ol style="list-style-type: none"> <li>1. What will I do? I will _____.</li> <li>2. Where will I sled? I will sled in the _____.</li> </ol>







## TUESDAY ACTIVITY 2

	<b>READ</b>	Read the  and  words from Activity 1.
	<b>WRITE</b>	Write a sentence with: slam Write a question with: school





## WEDNESDAY ACTIVITY 1

	<b>LOOK &amp; SAY</b>	school	mean	bully	group	why
	<b>SOUND OUT</b>	play	way	pay	crayon	
	<b>READ</b>	I will. I will stay. I will stay and play. I will stay and play in the hay. I know. I know the way. I know the way to the hay. Will you? Will you stay? Will you stay for the day? Will you stay for the day and play? Will you stay for the day and play in the hay? I will pay. I will pay for the day. I will pay for the day in the hay.				
	<b>WRITE</b>	<ol style="list-style-type: none"> <li>1. Where will I play? I will play in the _____.</li> <li>2. Who will pay for a day in the hay? _____ will pay for a day in the hay.</li> </ol>				





## WEDNESDAY ACTIVITY 2

	<b>READ</b>	Read the  and  words from Activity 1.
	<b>WRITE</b>	Write the  and  words in your dictionary. Write a <b>sentence</b> with: crayon Write a <b>question</b> with: spray





## THURSDAY ACTIVITY 1

	<b>LOOK &amp; SAY</b>	school	mean	bully	group	why
	<b>SOUND OUT</b>	play	way	pay	crayon	
	<b>READ</b>	<p>Tojo was sad. Tojo was sad about school. Tojo was sad about a mean boy at his school. Tojo wanted to go back to his old school. Why? Why was the boy mean? Tojo asked his dad why the boy was mean. Tojo wanted to play soccer. Tojo got new red soccer boots. Tojo went to play. He did not slip. He did not slip and he scored a goal! Tojo was not sad anymore.</p> 				





## THURSDAY ACTIVITY 2

	<b>READ</b>	Read the  and  words from Activity 1.
	<b>WRITE</b>	<ol style="list-style-type: none"><li>Who was sad? _____ was sad.</li><li>Who was a mean to Jojo? A _____ at his school was mean.</li><li>Where do he want to go? He wanted to go back to _____ school.</li><li>Who did Jojo ask about the mean boy? Jojo asked his dad _____.</li><li>What did Jojo want to play? Jojo wanted to play _____.</li></ol>







## FRIDAY ACTIVITY 1

	<b>READ</b>	Read the  and  words again.
	<b>READ</b>	Read the story from Thursday Activity 1.






## FRIDAY ACTIVITY 2

	<b>READ</b>	Read the  and  words again.
	<b>WRITE</b>	Write the sentences in your book. Fix the mistakes. <ol style="list-style-type: none"><li>jojo was sad</li><li>why was the boy mean</li><li>he did not slip and he scored a goal</li></ol>



### MONDAY ACTIVITY 1

	<b>LOOK &amp; SAY</b>	school	mean	bully	group	why
	<b>SOUND OUT</b>	that	then	this	them	
		worm	word	work	worst	
	<b>READ</b>	<p>Why? Why are you mean? Why are you mean to them? You are a bully! You are a bully in this school! We will work. We will work to stop you. We will work to stop you being mean. We will work to stop you being mean to them. Is it good? Is it good to be mean? No! No, it is not good! We must work, we must work as a group.</p>				
	<b>WRITE</b>	Write the  and  words in your dictionary.				



### MONDAY ACTIVITY 2

	<b>READ</b>	Read the  and  words from Activity 1.				
	<b>READ</b>	<p>Did you hear? Did you hear about that? Did you hear about that mean boy? He is the worst. He is the worst mean boy. He is the worst mean boy ever! He goes. He goes to school. He goes to school with them. I have a plan. I have a plan to stop this mean boy. Will you? Will you help me with my plan? Will you help me with my plan to stop this mean boy?</p>				
	<b>WRITE</b>	<p>Write a <b>sentence</b> with: that Write a <b>question</b> with: why</p>				





### TUESDAY ACTIVITY 1

	<b>LOOK &amp; SAY</b>	school	mean	bully	group	why
	<b>SOUND OUT</b>	slap	slam	slim	slip	
		sled	slow	slay	stay	







	<b>READ</b>	I will sled. I will sled in the snow. I will sled in the snow with you. Will I slip? Will I slip when I sled? Will I slip when I sled in the snow? We will go. We will go slow. We will go slow when we sled. We will go slow when we sled in the snow. We will go slow when we sled in the snow so we don't slip.
	<b>WRITE</b>	<ol style="list-style-type: none"> <li>1. What will I do? I will _____.</li> <li>2. Where will I sled? I will sled in the _____.</li> </ol>







## TUESDAY ACTIVITY 2

	<b>READ</b>	Read the  and  words from Activity 1.
	<b>WRITE</b>	Write a sentence with: slam Write a question with: school





## WEDNESDAY ACTIVITY 1

	<b>LOOK &amp; SAY</b>	school	mean	bully	group	why	
	<b>SOUND OUT</b>	play	way	pay	crayon		
	<b>READ</b>	I will. I will stay. I will stay and play. I will stay and play in the hay. I know. I know the way. I know the way to the hay. Will you? Will you stay? Will you stay for the day? Will you stay for the day and play? Will you stay for the day and play in the hay? I will pay. I will pay for the day. I will pay for the day in the hay.					
	<b>WRITE</b>	<ol style="list-style-type: none"> <li>1. Where will I play? I will play in the _____.</li> <li>2. Who will pay for a day in the hay? _____ will pay for a day in the hay.</li> </ol>					





## WEDNESDAY ACTIVITY 2

	<b>READ</b>	Read the  and  words from Activity 1.
	<b>WRITE</b>	Write the  and  words in your dictionary. Write a <b>sentence</b> with: crayon Write a <b>question</b> with: spray





## THURSDAY ACTIVITY 1

	<b>LOOK &amp; SAY</b>	school	mean	bully	group	why
	<b>SOUND OUT</b>	play	way	pay	crayon	
	<b>READ</b>	<p>Tojo was sad. Tojo was sad about school. Tojo was sad about a mean boy at his school. Tojo wanted to go back to his old school. Why? Why was the boy mean? Tojo asked his dad why the boy was mean. Tojo wanted to play soccer. Tojo got new red soccer boots. Tojo went to play. He did not slip. He did not slip and he scored a goal! Tojo was not sad anymore.</p> 				





## THURSDAY ACTIVITY 2

	<b>READ</b>	Read the  and  words from Activity 1.
	<b>WRITE</b>	<ol style="list-style-type: none"><li>Who was sad? _____ was sad.</li><li>Who was a mean to Jojo? A _____ at his school was mean.</li><li>Where do he want to go? He wanted to go back to _____ school.</li><li>Who did Jojo ask about the mean boy? Jojo asked his dad _____.</li><li>What did Jojo want to play? Jojo wanted to play _____.</li></ol>







## FRIDAY ACTIVITY 1

	<b>READ</b>	Read the  and  words again.
	<b>READ</b>	Read the story from Thursday Activity 1.






## FRIDAY ACTIVITY 2

	<b>READ</b>	Read the  and  words again.
	<b>WRITE</b>	Write the sentences in your book. Fix the mistakes. <ol style="list-style-type: none"><li>jojo was sad</li><li>why was the boy mean</li><li>he did not slip and he scored a goal</li></ol>



### MONDAY ACTIVITY 1



	<b>LOOK &amp; SAY</b>	school	mean	bully	group	why
	<b>SOUND OUT</b>	that	then	this	them	
		worm	word	work	worst	
	<b>READ</b>	<p>Why? Why are you mean? Why are you mean to them? You are a bully! You are a bully in this school! We will work. We will work to stop you. We will work to stop you being mean. We will work to stop you being mean to them. Is it good? Is it good to be mean? No! No, it is not good! We must work, we must work as a group.</p>				
	<b>WRITE</b>	Write the  and  words in your dictionary.				

### MONDAY ACTIVITY 2





	<b>READ</b>	Read the  and  words from Activity 1.				
	<b>READ</b>	<p>Did you hear? Did you hear about that? Did you hear about that mean boy? He is the worst. He is the worst mean boy. He is the worst mean boy ever! He goes. He goes to school. He goes to school with them. I have a plan. I have a plan to stop this mean boy. Will you? Will you help me with my plan? Will you help me with my plan to stop this mean boy?</p>				
	<b>WRITE</b>	<p>Write a <b>sentence</b> with: that Write a <b>question</b> with: why</p>				

### TUESDAY ACTIVITY 1





	<b>LOOK &amp; SAY</b>	school	mean	bully	group	why
	<b>SOUND OUT</b>	slap	slam	slim	slip	
		sled	slow	slay	stay	

	<b>READ</b>	I will sled. I will sled in the snow. I will sled in the snow with you. Will I slip? Will I slip when I sled? Will I slip when I sled in the snow? We will go. We will go slow. We will go slow when we sled. We will go slow when we sled in the snow. We will go slow when we sled in the snow so we don't slip.
	<b>WRITE</b>	<ol style="list-style-type: none"> <li>1. What will I do? I will _____.</li> <li>2. Where will I sled? I will sled in the _____.</li> </ol>







## TUESDAY ACTIVITY 2

	<b>READ</b>	Read the  and  words from Activity 1.
	<b>WRITE</b>	Write a sentence with: slam Write a question with: school





## WEDNESDAY ACTIVITY 1

	<b>LOOK &amp; SAY</b>	school	mean	bully	group	why
	<b>SOUND OUT</b>	play	way	pay	crayon	
	<b>READ</b>	I will. I will stay. I will stay and play. I will stay and play in the hay. I know. I know the way. I know the way to the hay. Will you? Will you stay? Will you stay for the day? Will you stay for the day and play? Will you stay for the day and play in the hay? I will pay. I will pay for the day. I will pay for the day in the hay.				
	<b>WRITE</b>	<ol style="list-style-type: none"> <li>1. Where will I play? I will play in the _____.</li> <li>2. Who will pay for a day in the hay? _____ will pay for a day in the hay.</li> </ol>				





## WEDNESDAY ACTIVITY 2

	<b>READ</b>	Read the  and  words from Activity 1.
	<b>WRITE</b>	Write the  and  words in your dictionary. Write a <b>sentence</b> with: crayon Write a <b>question</b> with: spray





## THURSDAY ACTIVITY 1

	<b>LOOK &amp; SAY</b>	school	mean	bully	group	why
	<b>SOUND OUT</b>	play	way	pay	crayon	
		slap	slam	slim	slip	
	<b>READ</b>	<p>Tojo was sad. Tojo was sad about school. Tojo was sad about a mean boy at his school. Tojo wanted to go back to his old school. Why? Why was the boy mean? Tojo asked his dad why the boy was mean. Tojo wanted to play soccer. Tojo got new red soccer boots. Tojo went to play. He did not slip. He did not slip and he scored a goal! Tojo was not sad anymore.</p> 				





## THURSDAY ACTIVITY 2

	<b>READ</b>	Read the  and  words from Activity 1.
	<b>WRITE</b>	<ol style="list-style-type: none"><li>Who was sad? _____ was sad.</li><li>Who was a mean to Jojo? A _____ at his school was mean.</li><li>Where do he want to go? He wanted to go back to _____ school.</li><li>Who did Jojo ask about the mean boy? Jojo asked his dad _____.</li><li>What did Jojo want to play? Jojo wanted to play _____.</li></ol>

## FRIDAY ACTIVITY 1







	<b>READ</b>	Read the  and  words again.
	<b>READ</b>	Read the story from Thursday Activity 1.

## FRIDAY ACTIVITY 2






	<b>READ</b>	Read the  and  words again.
	<b>WRITE</b>	Write the sentences in your book. Fix the mistakes. <ol style="list-style-type: none"><li>jojo was sad</li><li>why was the boy mean</li><li>he did not slip and he scored a goal</li></ol>





### MONDAY ACTIVITY 1



	<b>LOOK &amp; SAY</b>	school	mean	bully	group	why
	<b>SOUND OUT</b>	that	then	this	them	
		worm	word	work	worst	
	<b>READ</b>	<p>Why? Why are you mean? Why are you mean to them? You are a bully! You are a bully in this school! We will work. We will work to stop you. We will work to stop you being mean. We will work to stop you being mean to them. Is it good? Is it good to be mean? No! No, it is not good! We must work, we must work as a group.</p>				
	<b>WRITE</b>	Write the  and  words in your dictionary.				

### MONDAY ACTIVITY 2





	<b>READ</b>	Read the  and  words from Activity 1.				
	<b>READ</b>	<p>Did you hear? Did you hear about that? Did you hear about that mean boy? He is the worst. He is the worst mean boy. He is the worst mean boy ever! He goes. He goes to school. He goes to school with them. I have a plan. I have a plan to stop this mean boy. Will you? Will you help me with my plan? Will you help me with my plan to stop this mean boy?</p>				
	<b>WRITE</b>	<p>Write a <b>sentence</b> with: that Write a <b>question</b> with: why</p>				

### TUESDAY ACTIVITY 1





	<b>LOOK &amp; SAY</b>	school	mean	bully	group	why
	<b>SOUND OUT</b>	slap	slam	slim	slip	
		sled	slow	slay	stay	

	<b>READ</b>	I will sled. I will sled in the snow. I will sled in the snow with you. Will I slip? Will I slip when I sled? Will I slip when I sled in the snow? We will go. We will go slow. We will go slow when we sled. We will go slow when we sled in the snow. We will go slow when we sled in the snow so we don't slip.
	<b>WRITE</b>	<ol style="list-style-type: none"> <li>1. What will I do? I will _____.</li> <li>2. Where will I sled? I will sled in the _____.</li> </ol>







## TUESDAY ACTIVITY 2

	<b>READ</b>	Read the  and  words from Activity 1.
	<b>WRITE</b>	Write a sentence with: slam Write a question with: school





## WEDNESDAY ACTIVITY 1

	<b>LOOK &amp; SAY</b>	school	mean	bully	group	why
	<b>SOUND OUT</b>	play	way	pay	crayon	
	<b>READ</b>	I will. I will stay. I will stay and play. I will stay and play in the hay. I know. I know the way. I know the way to the hay. Will you? Will you stay? Will you stay for the day? Will you stay for the day and play? Will you stay for the day and play in the hay? I will pay. I will pay for the day. I will pay for the day in the hay.				
	<b>WRITE</b>	<ol style="list-style-type: none"> <li>1. Where will I play? I will play in the _____.</li> <li>2. Who will pay for a day in the hay? _____ will pay for a day in the hay.</li> </ol>				





## WEDNESDAY ACTIVITY 2

	<b>READ</b>	Read the  and  words from Activity 1.
	<b>WRITE</b>	Write the  and  words in your dictionary. Write a <b>sentence</b> with: crayon Write a <b>question</b> with: spray





## THURSDAY ACTIVITY 1

	<b>LOOK &amp; SAY</b>	school	mean	bully	group	why
	<b>SOUND OUT</b>	play	way	pay	crayon	
	<b>READ</b>	<p>Tojo was sad. Tojo was sad about school. Tojo was sad about a mean boy at his school. Tojo wanted to go back to his old school. Why? Why was the boy mean? Tojo asked his dad why the boy was mean. Tojo wanted to play soccer. Tojo got new red soccer boots. Tojo went to play. He did not slip. He did not slip and he scored a goal! Tojo was not sad anymore.</p> 				





## THURSDAY ACTIVITY 2

	<b>READ</b>	Read the  and  words from Activity 1.
	<b>WRITE</b>	<ol style="list-style-type: none"><li>Who was sad? _____ was sad.</li><li>Who was a mean to Jojo? A _____ at his school was mean.</li><li>Where do he want to go? He wanted to go back to _____ school.</li><li>Who did Jojo ask about the mean boy? Jojo asked his dad _____.</li><li>What did Jojo want to play? Jojo wanted to play _____.</li></ol>







## FRIDAY ACTIVITY 1

	<b>READ</b>	Read the  and  words again.
	<b>READ</b>	Read the story from Thursday Activity 1.






## FRIDAY ACTIVITY 2

	<b>READ</b>	Read the  and  words again.
	<b>WRITE</b>	Write the sentences in your book. Fix the mistakes. <ol style="list-style-type: none"><li>jojo was sad</li><li>why was the boy mean</li><li>he did not slip and he scored a goal</li></ol>



### MONDAY ACTIVITY 1



	<b>LOOK &amp; SAY</b>	school	mean	bully	group	why
	<b>SOUND OUT</b>	that	then	this	them	
		worm	word	work	worst	
	<b>READ</b>	<p>Why? Why are you mean? Why are you mean to them? You are a bully! You are a bully in this school! We will work. We will work to stop you. We will work to stop you being mean. We will work to stop you being mean to them. Is it good? Is it good to be mean? No! No, it is not good! We must work, we must work as a group.</p>				
	<b>WRITE</b>	Write the  and  words in your dictionary.				

### MONDAY ACTIVITY 2





	<b>READ</b>	Read the  and  words from Activity 1.				
	<b>READ</b>	<p>Did you hear? Did you hear about that? Did you hear about that mean boy? He is the worst. He is the worst mean boy. He is the worst mean boy ever! He goes. He goes to school. He goes to school with them. I have a plan. I have a plan to stop this mean boy. Will you? Will you help me with my plan? Will you help me with my plan to stop this mean boy?</p>				
	<b>WRITE</b>	<p>Write a <b>sentence</b> with: that Write a <b>question</b> with: why</p>				

### TUESDAY ACTIVITY 1





	<b>LOOK &amp; SAY</b>	school	mean	bully	group	why
	<b>SOUND OUT</b>	slap	slam	slim	slip	
		sled	slow	slay	stay	

	<b>READ</b>	I will sled. I will sled in the snow. I will sled in the snow with you. Will I slip? Will I slip when I sled? Will I slip when I sled in the snow? We will go. We will go slow. We will go slow when we sled. We will go slow when we sled in the snow. We will go slow when we sled in the snow so we don't slip.
	<b>WRITE</b>	<ol style="list-style-type: none"> <li>1. What will I do? I will _____.</li> <li>2. Where will I sled? I will sled in the _____.</li> </ol>

## TUESDAY ACTIVITY 2







	<b>READ</b>	Read the  and  words from Activity 1.
	<b>WRITE</b>	Write a sentence with: slam Write a question with: school

## WEDNESDAY ACTIVITY 1




	<b>LOOK &amp; SAY</b>	school	mean	bully	group	why	
	<b>SOUND OUT</b>	play	way	pay	crayon		
		stay	spray	day	hay		
	<b>READ</b>	I will. I will stay. I will stay and play. I will stay and play in the hay. I know. I know the way. I know the way to the hay. Will you? Will you stay? Will you stay for the day? Will you stay for the day and play? Will you stay for the day and play in the hay? I will pay. I will pay for the day. I will pay for the day in the hay.					
	<b>WRITE</b>	<ol style="list-style-type: none"> <li>1. Where will I play? I will play in the _____.</li> <li>2. Who will pay for a day in the hay? _____ will pay for a day in the hay.</li> </ol>					



## WEDNESDAY ACTIVITY 2

	<b>READ</b>	Read the  and  words from Activity 1.
	<b>WRITE</b>	Write the  and  words in your dictionary. Write a <b>sentence</b> with: crayon Write a <b>question</b> with: spray





## THURSDAY ACTIVITY 1

	<b>LOOK &amp; SAY</b>	school	mean	bully	group	why
	<b>SOUND OUT</b>	play	way	pay	crayon	
	<b>READ</b>	<p>Tojo was sad. Tojo was sad about school. Tojo was sad about a mean boy at his school. Tojo wanted to go back to his old school. Why? Why was the boy mean? Tojo asked his dad why the boy was mean. Tojo wanted to play soccer. Tojo got new red soccer boots. Tojo went to play. He did not slip. He did not slip and he scored a goal! Tojo was not sad anymore.</p>				













## THURSDAY ACTIVITY 2

	<b>READ</b>	Read the  and  words from Activity 1.
	<b>WRITE</b>	<ol style="list-style-type: none"><li>Who was sad? _____ was sad.</li><li>Who was a mean to Jojo? A _____ at his school was mean.</li><li>Where do he want to go? He wanted to go back to _____ school.</li><li>Who did Jojo ask about the mean boy? Jojo asked his dad _____.</li><li>What did Jojo want to play? Jojo wanted to play _____.</li></ol>







## FRIDAY ACTIVITY 1

	<b>READ</b>	Read the  and  words again.
	<b>READ</b>	Read the story from Thursday Activity 1.






## FRIDAY ACTIVITY 2

	<b>READ</b>	Read the  and  words again.
	<b>WRITE</b>	Write the sentences in your book. Fix the mistakes. <ol style="list-style-type: none"><li>jojo was sad</li><li>why was the boy mean</li><li>he did not slip and he scored a goal</li></ol>



### MONDAY ACTIVITY 1



	<b>LOOK &amp; SAY</b>	school	mean	bully	group	why
	<b>SOUND OUT</b>	that	then	this	them	
		worm	word	work	worst	
	<b>READ</b>	<p>Why? Why are you mean? Why are you mean to them? You are a bully! You are a bully in this school! We will work. We will work to stop you. We will work to stop you being mean. We will work to stop you being mean to them. Is it good? Is it good to be mean? No! No, it is not good! We must work, we must work as a group.</p>				
	<b>WRITE</b>	Write the  and  words in your dictionary.				

### MONDAY ACTIVITY 2





	<b>READ</b>	Read the  and  words from Activity 1.				
	<b>READ</b>	<p>Did you hear? Did you hear about that? Did you hear about that mean boy? He is the worst. He is the worst mean boy. He is the worst mean boy ever! He goes. He goes to school. He goes to school with them. I have a plan. I have a plan to stop this mean boy. Will you? Will you help me with my plan? Will you help me with my plan to stop this mean boy?</p>				
	<b>WRITE</b>	<p>Write a <b>sentence</b> with: that Write a <b>question</b> with: why</p>				

### TUESDAY ACTIVITY 1





	<b>LOOK &amp; SAY</b>	school	mean	bully	group	why
	<b>SOUND OUT</b>	slap	slam	slim	slip	
		sled	slow	slay	stay	

	<b>READ</b>	I will sled. I will sled in the snow. I will sled in the snow with you. Will I slip? Will I slip when I sled? Will I slip when I sled in the snow? We will go. We will go slow. We will go slow when we sled. We will go slow when we sled in the snow. We will go slow when we sled in the snow so we don't slip.
	<b>WRITE</b>	<ol style="list-style-type: none"> <li>1. What will I do? I will _____.</li> <li>2. Where will I sled? I will sled in the _____.</li> </ol>







## TUESDAY ACTIVITY 2

	<b>READ</b>	Read the  and  words from Activity 1.
	<b>WRITE</b>	Write a sentence with: slam Write a question with: school





## WEDNESDAY ACTIVITY 1

	<b>LOOK &amp; SAY</b>	school	mean	bully	group	why
	<b>SOUND OUT</b>	play	way	pay	crayon	
	<b>READ</b>	I will. I will stay. I will stay and play. I will stay and play in the hay. I know. I know the way. I know the way to the hay. Will you? Will you stay? Will you stay for the day? Will you stay for the day and play? Will you stay for the day and play in the hay? I will pay. I will pay for the day. I will pay for the day in the hay.				
	<b>WRITE</b>	<ol style="list-style-type: none"> <li>1. Where will I play? I will play in the _____.</li> <li>2. Who will pay for a day in the hay? _____ will pay for a day in the hay.</li> </ol>				





## WEDNESDAY ACTIVITY 2

	<b>READ</b>	Read the  and  words from Activity 1.
	<b>WRITE</b>	Write the  and  words in your dictionary. Write a <b>sentence</b> with: crayon Write a <b>question</b> with: spray





## THURSDAY ACTIVITY 1

	<b>LOOK &amp; SAY</b>	school	mean	bully	group	why
	<b>SOUND OUT</b>	play	way	pay	crayon	
		slap	slam	slim	slip	
	<b>READ</b>	<p>Tojo was sad. Tojo was sad about school. Tojo was sad about a mean boy at his school. Tojo wanted to go back to his old school. Why? Why was the boy mean? Tojo asked his dad why the boy was mean. Tojo wanted to play soccer. Tojo got new red soccer boots. Tojo went to play. He did not slip. He did not slip and he scored a goal! Tojo was not sad anymore.</p> 				





## THURSDAY ACTIVITY 2

	<b>READ</b>	Read the  and  words from Activity 1.
	<b>WRITE</b>	<ol style="list-style-type: none"><li>Who was sad? _____ was sad.</li><li>Who was a mean to Jojo? A _____ at his school was mean.</li><li>Where do he want to go? He wanted to go back to _____ school.</li><li>Who did Jojo ask about the mean boy? Jojo asked his dad _____.</li><li>What did Jojo want to play? Jojo wanted to play _____.</li></ol>







## FRIDAY ACTIVITY 1

	<b>READ</b>	Read the  and  words again.
	<b>READ</b>	Read the story from Thursday Activity 1.






## FRIDAY ACTIVITY 2

	<b>READ</b>	Read the  and  words again.
	<b>WRITE</b>	Write the sentences in your book. Fix the mistakes. <ol style="list-style-type: none"><li>jojo was sad</li><li>why was the boy mean</li><li>he did not slip and he scored a goal</li></ol>



### MONDAY ACTIVITY 1



	<b>LOOK &amp; SAY</b>	school	mean	bully	group	why
	<b>SOUND OUT</b>	that	then	this	them	
		worm	word	work	worst	
	<b>READ</b>	<p>Why? Why are you mean? Why are you mean to them? You are a bully! You are a bully in this school! We will work. We will work to stop you. We will work to stop you being mean. We will work to stop you being mean to them. Is it good? Is it good to be mean? No! No, it is not good! We must work, we must work as a group.</p>				
	<b>WRITE</b>	Write the  and  words in your dictionary.				

### MONDAY ACTIVITY 2





	<b>READ</b>	Read the  and  words from Activity 1.				
	<b>READ</b>	<p>Did you hear? Did you hear about that? Did you hear about that mean boy? He is the worst. He is the worst mean boy. He is the worst mean boy ever! He goes. He goes to school. He goes to school with them. I have a plan. I have a plan to stop this mean boy. Will you? Will you help me with my plan? Will you help me with my plan to stop this mean boy?</p>				
	<b>WRITE</b>	<p>Write a <b>sentence</b> with: that Write a <b>question</b> with: why</p>				

### TUESDAY ACTIVITY 1





	<b>LOOK &amp; SAY</b>	school	mean	bully	group	why
	<b>SOUND OUT</b>	slap	slam	slim	slip	
		sled	slow	slay	stay	

	<b>READ</b>	I will sled. I will sled in the snow. I will sled in the snow with you. Will I slip? Will I slip when I sled? Will I slip when I sled in the snow? We will go. We will go slow. We will go slow when we sled. We will go slow when we sled in the snow. We will go slow when we sled in the snow so we don't slip.
	<b>WRITE</b>	<ol style="list-style-type: none"> <li>1. What will I do? I will _____.</li> <li>2. Where will I sled? I will sled in the _____.</li> </ol>

## TUESDAY ACTIVITY 2







	<b>READ</b>	Read the  and  words from Activity 1.
	<b>WRITE</b>	Write a sentence with: slam Write a question with: school

## WEDNESDAY ACTIVITY 1





	<b>LOOK &amp; SAY</b>	school	mean	bully	group	why	
	<b>SOUND OUT</b>	play	way	pay	crayon		
		stay	spray	day	hay		
	<b>READ</b>	I will. I will stay. I will stay and play. I will stay and play in the hay. I know. I know the way. I know the way to the hay. Will you? Will you stay? Will you stay for the day? Will you stay for the day and play? Will you stay for the day and play in the hay? I will pay. I will pay for the day. I will pay for the day in the hay.					
	<b>WRITE</b>	<ol style="list-style-type: none"> <li>1. Where will I play? I will play in the _____.</li> <li>2. Who will pay for a day in the hay? _____ will pay for a day in the hay.</li> </ol>					







## WEDNESDAY ACTIVITY 2

	<b>READ</b>	Read the  and  words from Activity 1.
	<b>WRITE</b>	Write the  and  words in your dictionary. Write a <b>sentence</b> with: crayon Write a <b>question</b> with: spray





## THURSDAY ACTIVITY 1

	<b>LOOK &amp; SAY</b>	school	mean	bully	group	why
	<b>SOUND OUT</b>	play	way	pay	crayon	
	<b>READ</b>	<p>Tojo was sad. Tojo was sad about school. Tojo was sad about a mean boy at his school. Tojo wanted to go back to his old school. Why? Why was the boy mean? Tojo asked his dad why the boy was mean. Tojo wanted to play soccer. Tojo got new red soccer boots. Tojo went to play. He did not slip. He did not slip and he scored a goal! Tojo was not sad anymore.</p> 				





## THURSDAY ACTIVITY 2

	<b>READ</b>	Read the  and  words from Activity 1.
	<b>WRITE</b>	<ol style="list-style-type: none"><li>Who was sad? _____ was sad.</li><li>Who was a mean to Jojo? A _____ at his school was mean.</li><li>Where do he want to go? He wanted to go back to _____ school.</li><li>Who did Jojo ask about the mean boy? Jojo asked his dad _____.</li><li>What did Jojo want to play? Jojo wanted to play _____.</li></ol>







## FRIDAY ACTIVITY 1

	<b>READ</b>	Read the  and  words again.
	<b>READ</b>	Read the story from Thursday Activity 1.






## FRIDAY ACTIVITY 2

	<b>READ</b>	Read the  and  words again.
	<b>WRITE</b>	Write the sentences in your book. Fix the mistakes. <ol style="list-style-type: none"><li>jojo was sad</li><li>why was the boy mean</li><li>he did not slip and he scored a goal</li></ol>



### MONDAY ACTIVITY 1



	<b>LOOK &amp; SAY</b>	school	mean	bully	group	why
	<b>SOUND OUT</b>	that	then	this	them	
		worm	word	work	worst	
	<b>READ</b>	<p>Why? Why are you mean? Why are you mean to them? You are a bully! You are a bully in this school! We will work. We will work to stop you. We will work to stop you being mean. We will work to stop you being mean to them. Is it good? Is it good to be mean? No! No, it is not good! We must work, we must work as a group.</p>				
	<b>WRITE</b>	Write the  and  words in your dictionary.				

### MONDAY ACTIVITY 2





	<b>READ</b>	Read the  and  words from Activity 1.				
	<b>READ</b>	<p>Did you hear? Did you hear about that? Did you hear about that mean boy? He is the worst. He is the worst mean boy. He is the worst mean boy ever! He goes. He goes to school. He goes to school with them. I have a plan. I have a plan to stop this mean boy. Will you? Will you help me with my plan? Will you help me with my plan to stop this mean boy?</p>				
	<b>WRITE</b>	<p>Write a <b>sentence</b> with: that Write a <b>question</b> with: why</p>				

### TUESDAY ACTIVITY 1





	<b>LOOK &amp; SAY</b>	school	mean	bully	group	why
	<b>SOUND OUT</b>	slap	slam	slim	slip	
		sled	slow	slay	stay	

	<b>READ</b>	I will sled. I will sled in the snow. I will sled in the snow with you. Will I slip? Will I slip when I sled? Will I slip when I sled in the snow? We will go. We will go slow. We will go slow when we sled. We will go slow when we sled in the snow. We will go slow when we sled in the snow so we don't slip.
	<b>WRITE</b>	<ol style="list-style-type: none"> <li>1. What will I do? I will _____.</li> <li>2. Where will I sled? I will sled in the _____.</li> </ol>







## TUESDAY ACTIVITY 2

	<b>READ</b>	Read the  and  words from Activity 1.
	<b>WRITE</b>	Write a sentence with: slam Write a question with: school





## WEDNESDAY ACTIVITY 1

	<b>LOOK &amp; SAY</b>	school	mean	bully	group	why
	<b>SOUND OUT</b>	play	way	pay	crayon	
	<b>READ</b>	I will. I will stay. I will stay and play. I will stay and play in the hay. I know. I know the way. I know the way to the hay. Will you? Will you stay? Will you stay for the day? Will you stay for the day and play? Will you stay for the day and play in the hay? I will pay. I will pay for the day. I will pay for the day in the hay.				
	<b>WRITE</b>	<ol style="list-style-type: none"> <li>1. Where will I play? I will play in the _____.</li> <li>2. Who will pay for a day in the hay? _____ will pay for a day in the hay.</li> </ol>				





## WEDNESDAY ACTIVITY 2

	<b>READ</b>	Read the  and  words from Activity 1.
	<b>WRITE</b>	Write the  and  words in your dictionary. Write a <b>sentence</b> with: crayon Write a <b>question</b> with: spray





## THURSDAY ACTIVITY 1

	<b>LOOK &amp; SAY</b>	school	mean	bully	group	why
	<b>SOUND OUT</b>	play	way	pay	crayon	
		slap	slam	slim	slip	
	<b>READ</b>	<p>Tojo was sad. Tojo was sad about school. Tojo was sad about a mean boy at his school. Tojo wanted to go back to his old school. Why? Why was the boy mean? Tojo asked his dad why the boy was mean. Tojo wanted to play soccer. Tojo got new red soccer boots. Tojo went to play. He did not slip. He did not slip and he scored a goal! Tojo was not sad anymore.</p> 				





## THURSDAY ACTIVITY 2

	<b>READ</b>	Read the  and  words from Activity 1.
	<b>WRITE</b>	<ol style="list-style-type: none"><li>Who was sad? _____ was sad.</li><li>Who was a mean to Jojo? A _____ at his school was mean.</li><li>Where do he want to go? He wanted to go back to _____ school.</li><li>Who did Jojo ask about the mean boy? Jojo asked his dad _____.</li><li>What did Jojo want to play? Jojo wanted to play _____.</li></ol>







## FRIDAY ACTIVITY 1

	<b>READ</b>	Read the  and  words again.
	<b>READ</b>	Read the story from Thursday Activity 1.






## FRIDAY ACTIVITY 2

	<b>READ</b>	Read the  and  words again.
	<b>WRITE</b>	Write the sentences in your book. Fix the mistakes. <ol style="list-style-type: none"><li>jojo was sad</li><li>why was the boy mean</li><li>he did not slip and he scored a goal</li></ol>



### MONDAY ACTIVITY 1

	<b>LOOK &amp; SAY</b>	school	mean	bully	group	why
	<b>SOUND OUT</b>	that	then	this	them	
		worm	word	work	worst	
	<b>READ</b>	<p>Why? Why are you mean? Why are you mean to them? You are a bully! You are a bully in this school! We will work. We will work to stop you. We will work to stop you being mean. We will work to stop you being mean to them. Is it good? Is it good to be mean? No! No, it is not good! We must work, we must work as a group.</p>				
	<b>WRITE</b>	Write the  and  words in your dictionary.				



### MONDAY ACTIVITY 2

	<b>READ</b>	Read the  and  words from Activity 1.				
	<b>READ</b>	<p>Did you hear? Did you hear about that? Did you hear about that mean boy? He is the worst. He is the worst mean boy. He is the worst mean boy ever! He goes. He goes to school. He goes to school with them. I have a plan. I have a plan to stop this mean boy. Will you? Will you help me with my plan? Will you help me with my plan to stop this mean boy?</p>				
	<b>WRITE</b>	<p>Write a <b>sentence</b> with: that Write a <b>question</b> with: why</p>				





### TUESDAY ACTIVITY 1

	<b>LOOK &amp; SAY</b>	school	mean	bully	group	why
	<b>SOUND OUT</b>	slap	slam	slim	slip	
		sled	slow	slay	stay	







	<b>READ</b>	I will sled. I will sled in the snow. I will sled in the snow with you. Will I slip? Will I slip when I sled? Will I slip when I sled in the snow? We will go. We will go slow. We will go slow when we sled. We will go slow when we sled in the snow. We will go slow when we sled in the snow so we don't slip.
	<b>WRITE</b>	<ol style="list-style-type: none"> <li>1. What will I do? I will _____.</li> <li>2. Where will I sled? I will sled in the _____.</li> </ol>







## TUESDAY ACTIVITY 2

	<b>READ</b>	Read the  and  words from Activity 1.
	<b>WRITE</b>	Write a sentence with: slam Write a question with: school





## WEDNESDAY ACTIVITY 1

	<b>LOOK &amp; SAY</b>	school	mean	bully	group	why
	<b>SOUND OUT</b>	play	way	pay	crayon	
	<b>READ</b>	I will. I will stay. I will stay and play. I will stay and play in the hay. I know. I know the way. I know the way to the hay. Will you? Will you stay? Will you stay for the day? Will you stay for the day and play? Will you stay for the day and play in the hay? I will pay. I will pay for the day. I will pay for the day in the hay.				
	<b>WRITE</b>	<ol style="list-style-type: none"> <li>1. Where will I play? I will play in the _____.</li> <li>2. Who will pay for a day in the hay? _____ will pay for a day in the hay.</li> </ol>				





## WEDNESDAY ACTIVITY 2

	<b>READ</b>	Read the  and  words from Activity 1.
	<b>WRITE</b>	Write the  and  words in your dictionary. Write a <b>sentence</b> with: crayon Write a <b>question</b> with: spray





## THURSDAY ACTIVITY 1

	<b>LOOK &amp; SAY</b>	school	mean	bully	group	why
	<b>SOUND OUT</b>	play	way	pay	crayon	
	<b>READ</b>	<p>Tojo was sad. Tojo was sad about school. Tojo was sad about a mean boy at his school. Tojo wanted to go back to his old school. Why? Why was the boy mean? Tojo asked his dad why the boy was mean. Tojo wanted to play soccer. Tojo got new red soccer boots. Tojo went to play. He did not slip. He did not slip and he scored a goal! Tojo was not sad anymore.</p> 				





## THURSDAY ACTIVITY 2

	<b>READ</b>	Read the  and  words from Activity 1.
	<b>WRITE</b>	<ol style="list-style-type: none"><li>Who was sad? _____ was sad.</li><li>Who was a mean to Jojo? A _____ at his school was mean.</li><li>Where do he want to go? He wanted to go back to _____ school.</li><li>Who did Jojo ask about the mean boy? Jojo asked his dad _____.</li><li>What did Jojo want to play? Jojo wanted to play _____.</li></ol>







## FRIDAY ACTIVITY 1

	<b>READ</b>	Read the  and  words again.
	<b>READ</b>	Read the story from Thursday Activity 1.






## FRIDAY ACTIVITY 2

	<b>READ</b>	Read the  and  words again.
	<b>WRITE</b>	Write the sentences in your book. Fix the mistakes. <ol style="list-style-type: none"><li>jojo was sad</li><li>why was the boy mean</li><li>he did not slip and he scored a goal</li></ol>



### MONDAY ACTIVITY 1



	<b>LOOK &amp; SAY</b>	school	mean	bully	group	why
	<b>SOUND OUT</b>	that	then	this	them	
		worm	word	work	worst	
	<b>READ</b>	<p>Why? Why are you mean? Why are you mean to them? You are a bully! You are a bully in this school! We will work. We will work to stop you. We will work to stop you being mean. We will work to stop you being mean to them. Is it good? Is it good to be mean? No! No, it is not good! We must work, we must work as a group.</p>				
	<b>WRITE</b>	Write the  and  words in your dictionary.				

### MONDAY ACTIVITY 2





	<b>READ</b>	Read the  and  words from Activity 1.				
	<b>READ</b>	<p>Did you hear? Did you hear about that? Did you hear about that mean boy? He is the worst. He is the worst mean boy. He is the worst mean boy ever! He goes. He goes to school. He goes to school with them. I have a plan. I have a plan to stop this mean boy. Will you? Will you help me with my plan? Will you help me with my plan to stop this mean boy?</p>				
	<b>WRITE</b>	<p>Write a <b>sentence</b> with: that Write a <b>question</b> with: why</p>				

### TUESDAY ACTIVITY 1





	<b>LOOK &amp; SAY</b>	school	mean	bully	group	why
	<b>SOUND OUT</b>	slap	slam	slim	slip	
		sled	slow	slay	stay	

	<b>READ</b>	I will sled. I will sled in the snow. I will sled in the snow with you. Will I slip? Will I slip when I sled? Will I slip when I sled in the snow? We will go. We will go slow. We will go slow when we sled. We will go slow when we sled in the snow. We will go slow when we sled in the snow so we don't slip.
	<b>WRITE</b>	<ol style="list-style-type: none"> <li>1. What will I do? I will _____.</li> <li>2. Where will I sled? I will sled in the _____.</li> </ol>







## TUESDAY ACTIVITY 2

	<b>READ</b>	Read the  and  words from Activity 1.
	<b>WRITE</b>	Write a sentence with: slam Write a question with: school





## WEDNESDAY ACTIVITY 1

	<b>LOOK &amp; SAY</b>	school	mean	bully	group	why
	<b>SOUND OUT</b>	play	way	pay	crayon	
	<b>READ</b>	I will. I will stay. I will stay and play. I will stay and play in the hay. I know. I know the way. I know the way to the hay. Will you? Will you stay? Will you stay for the day? Will you stay for the day and play? Will you stay for the day and play in the hay? I will pay. I will pay for the day. I will pay for the day in the hay.				
	<b>WRITE</b>	<ol style="list-style-type: none"> <li>1. Where will I play? I will play in the _____.</li> <li>2. Who will pay for a day in the hay? _____ will pay for a day in the hay.</li> </ol>				





## WEDNESDAY ACTIVITY 2

	<b>READ</b>	Read the  and  words from Activity 1.
	<b>WRITE</b>	Write the  and  words in your dictionary. Write a <b>sentence</b> with: crayon Write a <b>question</b> with: spray





## THURSDAY ACTIVITY 1

	<b>LOOK &amp; SAY</b>	school	mean	bully	group	why
	<b>SOUND OUT</b>	play	way	pay	crayon	
	<b>READ</b>	<p>Tojo was sad. Tojo was sad about school. Tojo was sad about a mean boy at his school. Tojo wanted to go back to his old school. Why? Why was the boy mean? Tojo asked his dad why the boy was mean. Tojo wanted to play soccer. Tojo got new red soccer boots. Tojo went to play. He did not slip. He did not slip and he scored a goal! Tojo was not sad anymore.</p> 				





## THURSDAY ACTIVITY 2

	<b>READ</b>	Read the  and  words from Activity 1.
	<b>WRITE</b>	<ol style="list-style-type: none"><li>Who was sad? _____ was sad.</li><li>Who was a mean to Jojo? A _____ at his school was mean.</li><li>Where do he want to go? He wanted to go back to _____ school.</li><li>Who did Jojo ask about the mean boy? Jojo asked his dad _____.</li><li>What did Jojo want to play? Jojo wanted to play _____.</li></ol>

## FRIDAY ACTIVITY 1







	<b>READ</b>	Read the  and  words again.
	<b>READ</b>	Read the story from Thursday Activity 1.

## FRIDAY ACTIVITY 2






	<b>READ</b>	Read the  and  words again.
	<b>WRITE</b>	Write the sentences in your book. Fix the mistakes. <ol style="list-style-type: none"><li>jojo was sad</li><li>why was the boy mean</li><li>he did not slip and he scored a goal</li></ol>





### MONDAY ACTIVITY 1



	<b>LOOK &amp; SAY</b>	school	mean	bully	group	why
	<b>SOUND OUT</b>	that	then	this	them	
		worm	word	work	worst	
	<b>READ</b>	Why? Why are you mean? Why are you mean to them? You are a bully! You are a bully in this school! We will work. We will work to stop you. We will work to stop you being mean. We will work to stop you being mean to them. Is it good? Is it good to be mean? No! No, it is not good! We must work, we must work as a group.				
	<b>WRITE</b>	Write the  and  words in your dictionary.				

### MONDAY ACTIVITY 2





	<b>READ</b>	Read the  and  words from Activity 1.				
	<b>READ</b>	Did you hear? Did you hear about that? Did you hear about that mean boy? He is the worst. He is the worst mean boy. He is the worst mean boy ever! He goes. He goes to school. He goes to school with them. I have a plan. I have a plan to stop this mean boy. Will you? Will you help me with my plan? Will you help me with my plan to stop this mean boy?				
	<b>WRITE</b>	Write a <b>sentence</b> with: that Write a <b>question</b> with: why				

### TUESDAY ACTIVITY 1





	<b>LOOK &amp; SAY</b>	school	mean	bully	group	why
	<b>SOUND OUT</b>	slap	slam	slim	slip	
		sled	slow	slay	stay	

	<b>READ</b>	I will sled. I will sled in the snow. I will sled in the snow with you. Will I slip? Will I slip when I sled? Will I slip when I sled in the snow? We will go. We will go slow. We will go slow when we sled. We will go slow when we sled in the snow. We will go slow when we sled in the snow so we don't slip.
	<b>WRITE</b>	<ol style="list-style-type: none"> <li>1. What will I do? I will _____.</li> <li>2. Where will I sled? I will sled in the _____.</li> </ol>







## TUESDAY ACTIVITY 2

	<b>READ</b>	Read the  and  words from Activity 1.
	<b>WRITE</b>	Write a sentence with: slam Write a question with: school





## WEDNESDAY ACTIVITY 1

	<b>LOOK &amp; SAY</b>	school	mean	bully	group	why
	<b>SOUND OUT</b>	play	way	pay	crayon	
	<b>READ</b>	I will. I will stay. I will stay and play. I will stay and play in the hay. I know. I know the way. I know the way to the hay. Will you? Will you stay? Will you stay for the day? Will you stay for the day and play? Will you stay for the day and play in the hay? I will pay. I will pay for the day. I will pay for the day in the hay.				
	<b>WRITE</b>	<ol style="list-style-type: none"> <li>1. Where will I play? I will play in the _____.</li> <li>2. Who will pay for a day in the hay? _____ will pay for a day in the hay.</li> </ol>				





## WEDNESDAY ACTIVITY 2

	<b>READ</b>	Read the  and  words from Activity 1.
	<b>WRITE</b>	Write the  and  words in your dictionary. Write a <b>sentence</b> with: crayon Write a <b>question</b> with: spray





## THURSDAY ACTIVITY 1

	<b>LOOK &amp; SAY</b>	school	mean	bully	group	why
	<b>SOUND OUT</b>	play	way	pay	crayon	
	<b>READ</b>	<p>Tojo was sad. Tojo was sad about school. Tojo was sad about a mean boy at his school. Tojo wanted to go back to his old school. Why? Why was the boy mean? Tojo asked his dad why the boy was mean. Tojo wanted to play soccer. Tojo got new red soccer boots. Tojo went to play. He did not slip. He did not slip and he scored a goal! Tojo was not sad anymore.</p> 				





## THURSDAY ACTIVITY 2

	<b>READ</b>	Read the  and  words from Activity 1.
	<b>WRITE</b>	<ol style="list-style-type: none"><li>Who was sad? _____ was sad.</li><li>Who was a mean to Jojo? A _____ at his school was mean.</li><li>Where do he want to go? He wanted to go back to _____ school.</li><li>Who did Jojo ask about the mean boy? Jojo asked his dad _____.</li><li>What did Jojo want to play? Jojo wanted to play _____.</li></ol>







## FRIDAY ACTIVITY 1

	<b>READ</b>	Read the  and  words again.
	<b>READ</b>	Read the story from Thursday Activity 1.






## FRIDAY ACTIVITY 2

	<b>READ</b>	Read the  and  words again.
	<b>WRITE</b>	Write the sentences in your book. Fix the mistakes. <ol style="list-style-type: none"><li>jojo was sad</li><li>why was the boy mean</li><li>he did not slip and he scored a goal</li></ol>



### MONDAY ACTIVITY 1



	<b>LOOK &amp; SAY</b>	ignore	bullies	how	your	today
	<b>SOUND OUT</b>	slap	slam	slim	slip	
		play	way	pay	crayon	
	<b>READ</b>	I will. I will draw. I will draw with my crayon. I will draw with my crayon today. Is it good? Is it good to draw? Is it good to draw with my crayon today? How? How will I draw? I will draw and play. I will draw and play today. I will draw and play today with you. Will you draw? Will you draw and play? Will you draw and play with me today?				
	<b>WRITE</b>	Write the  and  words in your dictionary.				

### MONDAY ACTIVITY 2





	<b>READ</b>	Read the  and  words from Activity 1.				
	<b>READ</b>	Did you hear? Did you hear that? Did you hear that slam? Did you hear that door slam? This way! This is the way. This is the way to the door. I knew. I knew the door would slam. I knew the door would slam this way. Did you? Did you know how? Did you know how the door would slam? We should go play. We should go play this way.				
	<b>WRITE</b>	Write a <b>sentence</b> with: ignore Write a <b>question</b> with: how				

### TUESDAY ACTIVITY 1





	<b>LOOK &amp; SAY</b>	ignore	bullies	how	your	today
	<b>SOUND OUT</b>	bleed	bloom	blush	black	
		block	blink	blow	blue	

	<b>READ</b>	I will blush. I will blush and blink. I will blush and blink today. Are they blue? Are my cheeks blue? Are my cheeks blue or black? Are my cheeks blue or black when I blush? No! my cheeks are red. My cheeks are red when I blush. How do your cheeks look? How do your cheeks look when you blush? Oh no! I didn't see. I blinked.
	<b>WRITE</b>	<ol style="list-style-type: none"> <li>1. What will I do today? I will _____ and _____ today.</li> <li>2. What colour are my cheeks when I blush? My cheeks are _____ when I blush.</li> </ol>







## TUESDAY ACTIVITY 2

	<b>READ</b>	Read the  and  words from Activity 1.
	<b>WRITE</b>	Write a sentence with: bloom Write a question with: blow





## WEDNESDAY ACTIVITY 1

	<b>LOOK &amp; SAY</b>	ignore	bullies	how	your	today
	<b>SOUND OUT</b>	cake	bake	take	name	
	<b>READ</b>	I want to. I want to bake. I want to bake a cake. I want to bake a cake today. Do you? Do you want to bake? Do you want to bake a cake? Do you want to bake a cake today? We will bake a cake. We will bake a cake that is the same. We will take the cake. We will take the cake today. We will take the cake to school today.				
	<b>WRITE</b>	<ol style="list-style-type: none"> <li>1. What did I want to do today? I want to _____ a cake today.</li> <li>2. Where will we take the cake? We will take the cake to _____.</li> </ol>				

## WEDNESDAY ACTIVITY 2





	<b>READ</b>	Read the  and  words from Activity 1.
	<b>WRITE</b>	Write the  and  words in your dictionary. Write a <b>sentence</b> with: blame Write a <b>question</b> with: name

## THURSDAY ACTIVITY 1





	<b>LOOK &amp; SAY</b>	ignore	bullies	how	your	today
	<b>SOUND OUT</b>	blush	block	blame	black	
		cake	bake	take	name	
	<b>READ</b>	<p>Timeo knew. Timeo knew there was something wrong. He knew there was something wrong with Eva. He asked her what was wrong. Eva said there were bullies. There were bullies at her school that were calling her names. They made her blush. Oh no! You are not to blame! He told her to ignore them and block out her mind. Have some cake! You will feel better!</p> 				







## THURSDAY ACTIVITY 2

	<b>READ</b>	Read the  and  words from Activity 1.
	<b>WRITE</b>	<ol style="list-style-type: none"><li>1. Who something was wrong with Eva? _____ knew there was something wrong with Eva.</li><li>2. What did Timeo do? Timeo _____ Eva what was wrong.</li><li>3. What did Eva say? Eva said there were _____ at her school.</li><li>4. What were the bullies doing? The bullies were calling her _____.</li><li>5. What did Eva eat to feel better? Eva ate _____ to feel better.</li></ol>







## FRIDAY ACTIVITY 1

	<b>READ</b>	Read the  and  words again.
	<b>READ</b>	Read the story from Thursday Activity 1.






## FRIDAY ACTIVITY 2

	<b>READ</b>	Read the  and  words again.
	<b>WRITE</b>	Write the sentences in your book. Fix the mistakes. <ol style="list-style-type: none"><li>1. timeo knew there was something wrong</li><li>2. oh no you are not to blame</li></ol>



### MONDAY ACTIVITY 1



	<b>LOOK &amp; SAY</b>	ignore	bullies	how	your	today
	<b>SOUND OUT</b>	slap	slam	slim	slip	
		play	way	pay	crayon	
	<b>READ</b>	I will. I will draw. I will draw with my crayon. I will draw with my crayon today. Is it good? Is it good to draw? Is it good to draw with my crayon today? How? How will I draw? I will draw and play. I will draw and play today. I will draw and play today with you. Will you draw? Will you draw and play? Will you draw and play with me today?				
	<b>WRITE</b>	Write the  and  words in your dictionary.				

### MONDAY ACTIVITY 2





	<b>READ</b>	Read the  and  words from Activity 1.				
	<b>READ</b>	Did you hear? Did you hear that? Did you hear that slam? Did you hear that door slam? This way! This is the way. This is the way to the door. I knew. I knew the door would slam. I knew the door would slam this way. Did you? Did you know how? Did you know how the door would slam? We should go play. We should go play this way.				
	<b>WRITE</b>	Write a <b>sentence</b> with: ignore Write a <b>question</b> with: how				

### TUESDAY ACTIVITY 1





	<b>LOOK &amp; SAY</b>	ignore	bullies	how	your	today
	<b>SOUND OUT</b>	bleed	bloom	blush	black	
		block	blink	blow	blue	

	<b>READ</b>	I will blush. I will blush and blink. I will blush and blink today. Are they blue? Are my cheeks blue? Are my cheeks blue or black? Are my cheeks blue or black when I blush? No! my cheeks are red. My cheeks are red when I blush. How do your cheeks look? How do your cheeks look when you blush? Oh no! I didn't see. I blinked.
	<b>WRITE</b>	<ol style="list-style-type: none"> <li>1. What will I do today? I will _____ and _____ today.</li> <li>2. What colour are my cheeks when I blush? My cheeks are _____ when I blush.</li> </ol>







## TUESDAY ACTIVITY 2

	<b>READ</b>	Read the  and  words from Activity 1.
	<b>WRITE</b>	Write a sentence with: bloom Write a question with: blow





## WEDNESDAY ACTIVITY 1

	<b>LOOK &amp; SAY</b>	ignore	bullies	how	your	today
	<b>SOUND OUT</b>	cake	bake	take	name	
	<b>READ</b>	I want to. I want to bake. I want to bake a cake. I want to bake a cake today. Do you? Do you want to bake? Do you want to bake a cake? Do you want to bake a cake today? We will bake a cake. We will bake a cake that is the same. We will take the cake. We will take the cake today. We will take the cake to school today.				
	<b>WRITE</b>	<ol style="list-style-type: none"> <li>1. What did I want to do today? I want to _____ a cake today.</li> <li>2. Where will we take the cake? We will take the cake to _____.</li> </ol>				





## WEDNESDAY ACTIVITY 2

	<b>READ</b>	Read the  and  words from Activity 1.
	<b>WRITE</b>	Write the  and  words in your dictionary. Write a <b>sentence</b> with: blame Write a <b>question</b> with: name





## THURSDAY ACTIVITY 1

	<b>LOOK &amp; SAY</b>	ignore	bullies	how	your	today
	<b>SOUND OUT</b>	blush	block	blame	black	
		cake	bake	take	name	
	<b>READ</b>	<p>Timeo knew. Timeo knew there was something wrong. He knew there was something wrong with Eva. He asked her what was wrong. Eva said there were bullies. There were bullies at her school that were calling her names. They made her blush. Oh no! You are not to blame! He told her to ignore them and block out her mind. Have some cake! You will feel better!</p> 				





## THURSDAY ACTIVITY 2

	<b>READ</b>	Read the  and  words from Activity 1.
	<b>WRITE</b>	<ol style="list-style-type: none"><li>1. Who something was wrong with Eva? _____ knew there was something wrong with Eva.</li><li>2. What did Timeo do? Timeo _____ Eva what was wrong.</li><li>3. What did Eva say? Eva said there were _____ at her school.</li><li>4. What were the bullies doing? The bullies were calling her _____.</li><li>5. What did Eva eat to feel better? Eva ate _____ to feel better.</li></ol>







## FRIDAY ACTIVITY 1

	<b>READ</b>	Read the  and  words again.
	<b>READ</b>	Read the story from Thursday Activity 1.






## FRIDAY ACTIVITY 2

	<b>READ</b>	Read the  and  words again.
	<b>WRITE</b>	Write the sentences in your book. Fix the mistakes. <ol style="list-style-type: none"><li>1. timeo knew there was something wrong</li><li>2. oh no you are not to blame</li></ol>



### MONDAY ACTIVITY 1



	<b>LOOK &amp; SAY</b>	ignore	bullies	how	your	today
	<b>SOUND OUT</b>	slap	slam	slim	slip	
		play	way	pay	crayon	
	<b>READ</b>	I will. I will draw. I will draw with my crayon. I will draw with my crayon today. Is it good? Is it good to draw? Is it good to draw with my crayon today? How? How will I draw? I will draw and play. I will draw and play today. I will draw and play today with you. Will you draw? Will you draw and play? Will you draw and play with me today?				
	<b>WRITE</b>	Write the  and  words in your dictionary.				

### MONDAY ACTIVITY 2





	<b>READ</b>	Read the  and  words from Activity 1.				
	<b>READ</b>	Did you hear? Did you hear that? Did you hear that slam? Did you hear that door slam? This way! This is the way. This is the way to the door. I knew. I knew the door would slam. I knew the door would slam this way. Did you? Did you know how? Did you know how the door would slam? We should go play. We should go play this way.				
	<b>WRITE</b>	Write a <b>sentence</b> with: ignore Write a <b>question</b> with: how				

### TUESDAY ACTIVITY 1





	<b>LOOK &amp; SAY</b>	ignore	bullies	how	your	today
	<b>SOUND OUT</b>	bleed	bloom	blush	black	
		block	blink	blow	blue	

	<b>READ</b>	I will blush. I will blush and blink. I will blush and blink today. Are they blue? Are my cheeks blue? Are my cheeks blue or black? Are my cheeks blue or black when I blush? No! my cheeks are red. My cheeks are red when I blush. How do your cheeks look? How do your cheeks look when you blush? Oh no! I didn't see. I blinked.
	<b>WRITE</b>	<ol style="list-style-type: none"> <li>1. What will I do today? I will _____ and _____ today.</li> <li>2. What colour are my cheeks when I blush? My cheeks are _____ when I blush.</li> </ol>

## TUESDAY ACTIVITY 2







	<b>READ</b>	Read the  and  words from Activity 1.
	<b>WRITE</b>	Write a sentence with: bloom Write a question with: blow

## WEDNESDAY ACTIVITY 1





	<b>LOOK &amp; SAY</b>	ignore	bullies	how	your	today
	<b>SOUND OUT</b>	cake	bake	take	name	
	<b>READ</b>	I want to. I want to bake. I want to bake a cake. I want to bake a cake today. Do you? Do you want to bake? Do you want to bake a cake? Do you want to bake a cake today? We will bake a cake. We will bake a cake that is the same. We will take the cake. We will take the cake today. We will take the cake to school today.				
	<b>WRITE</b>	<ol style="list-style-type: none"> <li>1. What did I want to do today? I want to _____ a cake today.</li> <li>2. Where will we take the cake? We will take the cake to _____.</li> </ol>				







## WEDNESDAY ACTIVITY 2

	<b>READ</b>	Read the  and  words from Activity 1.
	<b>WRITE</b>	Write the  and  words in your dictionary. Write a <b>sentence</b> with: blame Write a <b>question</b> with: name





## THURSDAY ACTIVITY 1

	<b>LOOK &amp; SAY</b>	ignore	bullies	how	your	today
	<b>SOUND OUT</b>	blush	block	blame	black	
		cake	bake	take	name	
	<b>READ</b>	<p>Timeo knew. Timeo knew there was something wrong. He knew there was something wrong with Eva. He asked her what was wrong. Eva said there were bullies. There were bullies at her school that were calling her names. They made her blush. Oh no! You are not to blame! He told her to ignore them and block out her mind. Have some cake! You will feel better!</p> 				





## THURSDAY ACTIVITY 2

	<b>READ</b>	Read the  and  words from Activity 1.
	<b>WRITE</b>	<ol style="list-style-type: none"><li>1. Who something was wrong with Eva? _____ knew there was something wrong with Eva.</li><li>2. What did Timeo do? Timeo _____ Eva what was wrong.</li><li>3. What did Eva say? Eva said there were _____ at her school.</li><li>4. What were the bullies doing? The bullies were calling her _____.</li><li>5. What did Eva eat to feel better? Eva ate _____ to feel better.</li></ol>







## FRIDAY ACTIVITY 1

	<b>READ</b>	Read the  and  words again.
	<b>READ</b>	Read the story from Thursday Activity 1.






## FRIDAY ACTIVITY 2

	<b>READ</b>	Read the  and  words again.
	<b>WRITE</b>	Write the sentences in your book. Fix the mistakes. <ol style="list-style-type: none"><li>1. timeo knew there was something wrong</li><li>2. oh no you are not to blame</li></ol>



### MONDAY ACTIVITY 1



	<b>LOOK &amp; SAY</b>	ignore	bullies	how	your	today
	<b>SOUND OUT</b>	slap	slam	slim	slip	
		play	way	pay	crayon	
	<b>READ</b>	I will. I will draw. I will draw with my crayon. I will draw with my crayon today. Is it good? Is it good to draw? Is it good to draw with my crayon today? How? How will I draw? I will draw and play. I will draw and play today. I will draw and play today with you. Will you draw? Will you draw and play? Will you draw and play with me today?				
	<b>WRITE</b>	Write the  and  words in your dictionary.				

### MONDAY ACTIVITY 2





	<b>READ</b>	Read the  and  words from Activity 1.				
	<b>READ</b>	Did you hear? Did you hear that? Did you hear that slam? Did you hear that door slam? This way! This is the way. This is the way to the door. I knew. I knew the door would slam. I knew the door would slam this way. Did you? Did you know how? Did you know how the door would slam? We should go play. We should go play this way.				
	<b>WRITE</b>	Write a <b>sentence</b> with: ignore Write a <b>question</b> with: how				

### TUESDAY ACTIVITY 1





	<b>LOOK &amp; SAY</b>	ignore	bullies	how	your	today
	<b>SOUND OUT</b>	bleed	bloom	blush	black	
		block	blink	blow	blue	

	<b>READ</b>	I will blush. I will blush and blink. I will blush and blink today. Are they blue? Are my cheeks blue? Are my cheeks blue or black? Are my cheeks blue or black when I blush? No! my cheeks are red. My cheeks are red when I blush. How do your cheeks look? How do your cheeks look when you blush? Oh no! I didn't see. I blinked.
	<b>WRITE</b>	<ol style="list-style-type: none"> <li>1. What will I do today? I will _____ and _____ today.</li> <li>2. What colour are my cheeks when I blush? My cheeks are _____ when I blush.</li> </ol>







## TUESDAY ACTIVITY 2

	<b>READ</b>	Read the  and  words from Activity 1.
	<b>WRITE</b>	Write a sentence with: bloom Write a question with: blow





## WEDNESDAY ACTIVITY 1

	<b>LOOK &amp; SAY</b>	ignore	bullies	how	your	today
	<b>SOUND OUT</b>	cake	bake	take	name	
	<b>READ</b>	I want to. I want to bake. I want to bake a cake. I want to bake a cake today. Do you? Do you want to bake? Do you want to bake a cake? Do you want to bake a cake today? We will bake a cake. We will bake a cake that is the same. We will take the cake. We will take the cake today. We will take the cake to school today.				
	<b>WRITE</b>	<ol style="list-style-type: none"> <li>1. What did I want to do today? I want to _____ a cake today.</li> <li>2. Where will we take the cake? We will take the cake to _____.</li> </ol>				





## WEDNESDAY ACTIVITY 2

	<b>READ</b>	Read the  and  words from Activity 1.
	<b>WRITE</b>	Write the  and  words in your dictionary. Write a <b>sentence</b> with: blame Write a <b>question</b> with: name





## THURSDAY ACTIVITY 1

	<b>LOOK &amp; SAY</b>	ignore	bullies	how	your	today
	<b>SOUND OUT</b>	blush	block	blame	black	
		cake	bake	take	name	
	<b>READ</b>	<p>Timeo knew. Timeo knew there was something wrong. He knew there was something wrong with Eva. He asked her what was wrong. Eva said there were bullies. There were bullies at her school that were calling her names. They made her blush. Oh no! You are not to blame! He told her to ignore them and block out her mind. Have some cake! You will feel better!</p> 				





## THURSDAY ACTIVITY 2

	<b>READ</b>	Read the  and  words from Activity 1.
	<b>WRITE</b>	<ol style="list-style-type: none"><li>1. Who something was wrong with Eva? _____ knew there was something wrong with Eva.</li><li>2. What did Timeo do? Timeo _____ Eva what was wrong.</li><li>3. What did Eva say? Eva said there were _____ at her school.</li><li>4. What were the bullies doing? The bullies were calling her _____.</li><li>5. What did Eva eat to feel better? Eva ate _____ to feel better.</li></ol>







## FRIDAY ACTIVITY 1

	<b>READ</b>	Read the  and  words again.
	<b>READ</b>	Read the story from Thursday Activity 1.






## FRIDAY ACTIVITY 2

	<b>READ</b>	Read the  and  words again.
	<b>WRITE</b>	Write the sentences in your book. Fix the mistakes. <ol style="list-style-type: none"><li>1. timeo knew there was something wrong</li><li>2. oh no you are not to blame</li></ol>



### MONDAY ACTIVITY 1

	<b>LOOK &amp; SAY</b>	ignore	bullies	how	your	today
	<b>SOUND OUT</b>	slap	slam	slim	slip	
		play	way	pay	crayon	
	<b>READ</b>	I will. I will draw. I will draw with my crayon. I will draw with my crayon today. Is it good? Is it good to draw? Is it good to draw with my crayon today? How? How will I draw? I will draw and play. I will draw and play today. I will draw and play today with you. Will you draw? Will you draw and play? Will you draw and play with me today?				
	<b>WRITE</b>	Write the  and  words in your dictionary.				



### MONDAY ACTIVITY 2

	<b>READ</b>	Read the  and  words from Activity 1.				
	<b>READ</b>	Did you hear? Did you hear that? Did you hear that slam? Did you hear that door slam? This way! This is the way. This is the way to the door. I knew. I knew the door would slam. I knew the door would slam this way. Did you? Did you know how? Did you know how the door would slam? We should go play. We should go play this way.				
	<b>WRITE</b>	Write a <b>sentence</b> with: ignore Write a <b>question</b> with: how				





### TUESDAY ACTIVITY 1

	<b>LOOK &amp; SAY</b>	ignore	bullies	how	your	today
	<b>SOUND OUT</b>	bleed	bloom	blush	black	
		block	blink	blow	blue	







	<b>READ</b>	I will blush. I will blush and blink. I will blush and blink today. Are they blue? Are my cheeks blue? Are my cheeks blue or black? Are my cheeks blue or black when I blush? No! my cheeks are red. My cheeks are red when I blush. How do your cheeks look? How do your cheeks look when you blush? Oh no! I didn't see. I blinked.
	<b>WRITE</b>	<ol style="list-style-type: none"> <li>1. What will I do today? I will _____ and _____ today.</li> <li>2. What colour are my cheeks when I blush? My cheeks are _____ when I blush.</li> </ol>







## TUESDAY ACTIVITY 2

	<b>READ</b>	Read the  and  words from Activity 1.
	<b>WRITE</b>	Write a sentence with: bloom Write a question with: blow





## WEDNESDAY ACTIVITY 1

	<b>LOOK &amp; SAY</b>	ignore	bullies	how	your	today
	<b>SOUND OUT</b>	cake	bake	take	name	
	<b>READ</b>	I want to. I want to bake. I want to bake a cake. I want to bake a cake today. Do you? Do you want to bake? Do you want to bake a cake? Do you want to bake a cake today? We will bake a cake. We will bake a cake that is the same. We will take the cake. We will take the cake today. We will take the cake to school today.				
	<b>WRITE</b>	<ol style="list-style-type: none"> <li>1. What did I want to do today? I want to _____ a cake today.</li> <li>2. Where will we take the cake? We will take the cake to _____.</li> </ol>				





## WEDNESDAY ACTIVITY 2

	<b>READ</b>	Read the  and  words from Activity 1.
	<b>WRITE</b>	Write the  and  words in your dictionary. Write a <b>sentence</b> with: blame Write a <b>question</b> with: name





## THURSDAY ACTIVITY 1

	<b>LOOK &amp; SAY</b>	ignore	bullies	how	your	today
	<b>SOUND OUT</b>	blush	block	blame	black	
		cake	bake	take	name	
	<b>READ</b>	<p>Timeo knew. Timeo knew there was something wrong. He knew there was something wrong with Eva. He asked her what was wrong. Eva said there were bullies. There were bullies at her school that were calling her names. They made her blush. Oh no! You are not to blame! He told her to ignore them and block out her mind. Have some cake! You will feel better!</p> 				





## THURSDAY ACTIVITY 2

	<b>READ</b>	Read the  and  words from Activity 1.
	<b>WRITE</b>	<ol style="list-style-type: none"><li>1. Who something was wrong with Eva? _____ knew there was something wrong with Eva.</li><li>2. What did Timeo do? Timeo _____ Eva what was wrong.</li><li>3. What did Eva say? Eva said there were _____ at her school.</li><li>4. What were the bullies doing? The bullies were calling her _____.</li><li>5. What did Eva eat to feel better? Eva ate _____ to feel better.</li></ol>







## FRIDAY ACTIVITY 1

	<b>READ</b>	Read the  and  words again.
	<b>READ</b>	Read the story from Thursday Activity 1.






## FRIDAY ACTIVITY 2

	<b>READ</b>	Read the  and  words again.
	<b>WRITE</b>	Write the sentences in your book. Fix the mistakes. <ol style="list-style-type: none"><li>1. timeo knew there was something wrong</li><li>2. oh no you are not to blame</li></ol>



### MONDAY ACTIVITY 1



	<b>LOOK &amp; SAY</b>	ignore	bullies	how	your	today
	<b>SOUND OUT</b>	slap	slam	slim	slip	
		play	way	pay	crayon	
	<b>READ</b>	I will. I will draw. I will draw with my crayon. I will draw with my crayon today. Is it good? Is it good to draw? Is it good to draw with my crayon today? How? How will I draw? I will draw and play. I will draw and play today. I will draw and play today with you. Will you draw? Will you draw and play? Will you draw and play with me today?				
	<b>WRITE</b>	Write the  and  words in your dictionary.				

### MONDAY ACTIVITY 2





	<b>READ</b>	Read the  and  words from Activity 1.				
	<b>READ</b>	Did you hear? Did you hear that? Did you hear that slam? Did you hear that door slam? This way! This is the way. This is the way to the door. I knew. I knew the door would slam. I knew the door would slam this way. Did you? Did you know how? Did you know how the door would slam? We should go play. We should go play this way.				
	<b>WRITE</b>	Write a <b>sentence</b> with: ignore Write a <b>question</b> with: how				

### TUESDAY ACTIVITY 1





	<b>LOOK &amp; SAY</b>	ignore	bullies	how	your	today
	<b>SOUND OUT</b>	bleed	bloom	blush	black	
		block	blink	blow	blue	

	<b>READ</b>	I will blush. I will blush and blink. I will blush and blink today. Are they blue? Are my cheeks blue? Are my cheeks blue or black? Are my cheeks blue or black when I blush? No! my cheeks are red. My cheeks are red when I blush. How do your cheeks look? How do your cheeks look when you blush? Oh no! I didn't see. I blinked.
	<b>WRITE</b>	<ol style="list-style-type: none"> <li>1. What will I do today? I will _____ and _____ today.</li> <li>2. What colour are my cheeks when I blush? My cheeks are _____ when I blush.</li> </ol>







## TUESDAY ACTIVITY 2

	<b>READ</b>	Read the  and  words from Activity 1.
	<b>WRITE</b>	Write a sentence with: bloom Write a question with: blow





## WEDNESDAY ACTIVITY 1

	<b>LOOK &amp; SAY</b>	ignore	bullies	how	your	today
	<b>SOUND OUT</b>	cake	bake	take	name	
	<b>READ</b>	I want to. I want to bake. I want to bake a cake. I want to bake a cake today. Do you? Do you want to bake? Do you want to bake a cake? Do you want to bake a cake today? We will bake a cake. We will bake a cake that is the same. We will take the cake. We will take the cake today. We will take the cake to school today.				
	<b>WRITE</b>	<ol style="list-style-type: none"> <li>1. What did I want to do today? I want to _____ a cake today.</li> <li>2. Where will we take the cake? We will take the cake to _____.</li> </ol>				





## WEDNESDAY ACTIVITY 2

	<b>READ</b>	Read the  and  words from Activity 1.
	<b>WRITE</b>	Write the  and  words in your dictionary. Write a <b>sentence</b> with: blame Write a <b>question</b> with: name





## THURSDAY ACTIVITY 1

	<b>LOOK &amp; SAY</b>	ignore	bullies	how	your	today
	<b>SOUND OUT</b>	blush	block	blame	black	
		cake	bake	take	name	
	<b>READ</b>	<p>Timeo knew. Timeo knew there was something wrong. He knew there was something wrong with Eva. He asked her what was wrong. Eva said there were bullies. There were bullies at her school that were calling her names. They made her blush. Oh no! You are not to blame! He told her to ignore them and block out her mind. Have some cake! You will feel better!</p> 				





## THURSDAY ACTIVITY 2

	<b>READ</b>	Read the  and  words from Activity 1.
	<b>WRITE</b>	<ol style="list-style-type: none"><li>1. Who something was wrong with Eva? _____ knew there was something wrong with Eva.</li><li>2. What did Timeo do? Timeo _____ Eva what was wrong.</li><li>3. What did Eva say? Eva said there were _____ at her school.</li><li>4. What were the bullies doing? The bullies were calling her _____.</li><li>5. What did Eva eat to feel better? Eva ate _____ to feel better.</li></ol>

## FRIDAY ACTIVITY 1







	<b>READ</b>	Read the  and  words again.
	<b>READ</b>	Read the story from Thursday Activity 1.

## FRIDAY ACTIVITY 2






	<b>READ</b>	Read the  and  words again.
	<b>WRITE</b>	Write the sentences in your book. Fix the mistakes. <ol style="list-style-type: none"><li>1. timeo knew there was something wrong</li><li>2. oh no you are not to blame</li></ol>





### MONDAY ACTIVITY 1



	<b>LOOK &amp; SAY</b>	ignore	bullies	how	your	today
	<b>SOUND OUT</b>	slap	slam	slim	slip	
		play	way	pay	crayon	
	<b>READ</b>	I will. I will draw. I will draw with my crayon. I will draw with my crayon today. Is it good? Is it good to draw? Is it good to draw with my crayon today? How? How will I draw? I will draw and play. I will draw and play today. I will draw and play today with you. Will you draw? Will you draw and play? Will you draw and play with me today?				
	<b>WRITE</b>	Write the  and  words in your dictionary.				

### MONDAY ACTIVITY 2





	<b>READ</b>	Read the  and  words from Activity 1.				
	<b>READ</b>	Did you hear? Did you hear that? Did you hear that slam? Did you hear that door slam? This way! This is the way. This is the way to the door. I knew. I knew the door would slam. I knew the door would slam this way. Did you? Did you know how? Did you know how the door would slam? We should go play. We should go play this way.				
	<b>WRITE</b>	Write a <b>sentence</b> with: ignore Write a <b>question</b> with: how				

### TUESDAY ACTIVITY 1





	<b>LOOK &amp; SAY</b>	ignore	bullies	how	your	today
	<b>SOUND OUT</b>	bleed	bloom	blush	black	
		block	blink	blow	blue	

	<b>READ</b>	I will blush. I will blush and blink. I will blush and blink today. Are they blue? Are my cheeks blue? Are my cheeks blue or black? Are my cheeks blue or black when I blush? No! my cheeks are red. My cheeks are red when I blush. How do your cheeks look? How do your cheeks look when you blush? Oh no! I didn't see. I blinked.
	<b>WRITE</b>	<ol style="list-style-type: none"> <li>1. What will I do today? I will _____ and _____ today.</li> <li>2. What colour are my cheeks when I blush? My cheeks are _____ when I blush.</li> </ol>







## TUESDAY ACTIVITY 2

	<b>READ</b>	Read the  and  words from Activity 1.
	<b>WRITE</b>	Write a sentence with: bloom Write a question with: blow





## WEDNESDAY ACTIVITY 1

	<b>LOOK &amp; SAY</b>	ignore	bullies	how	your	today
	<b>SOUND OUT</b>	cake	bake	take	name	
	<b>READ</b>	I want to. I want to bake. I want to bake a cake. I want to bake a cake today. Do you? Do you want to bake? Do you want to bake a cake? Do you want to bake a cake today? We will bake a cake. We will bake a cake that is the same. We will take the cake. We will take the cake today. We will take the cake to school today.				
	<b>WRITE</b>	<ol style="list-style-type: none"> <li>1. What did I want to do today? I want to _____ a cake today.</li> <li>2. Where will we take the cake? We will take the cake to _____.</li> </ol>				





## WEDNESDAY ACTIVITY 2

	<b>READ</b>	Read the  and  words from Activity 1.
	<b>WRITE</b>	Write the  and  words in your dictionary. Write a <b>sentence</b> with: blame Write a <b>question</b> with: name





## THURSDAY ACTIVITY 1

	<b>LOOK &amp; SAY</b>	ignore	bullies	how	your	today
	<b>SOUND OUT</b>	blush	block	blame	black	
		cake	bake	take	name	
	<b>READ</b>	<p>Timeo knew. Timeo knew there was something wrong. He knew there was something wrong with Eva. He asked her what was wrong. Eva said there were bullies. There were bullies at her school that were calling her names. They made her blush. Oh no! You are not to blame! He told her to ignore them and block out her mind. Have some cake! You will feel better!</p> 				





## THURSDAY ACTIVITY 2

	<b>READ</b>	Read the  and  words from Activity 1.
	<b>WRITE</b>	<ol style="list-style-type: none"><li>1. Who something was wrong with Eva? _____ knew there was something wrong with Eva.</li><li>2. What did Timeo do? Timeo _____ Eva what was wrong.</li><li>3. What did Eva say? Eva said there were _____ at her school.</li><li>4. What were the bullies doing? The bullies were calling her _____.</li><li>5. What did Eva eat to feel better? Eva ate _____ to feel better.</li></ol>







## FRIDAY ACTIVITY 1

	<b>READ</b>	Read the  and  words again.
	<b>READ</b>	Read the story from Thursday Activity 1.






## FRIDAY ACTIVITY 2

	<b>READ</b>	Read the  and  words again.
	<b>WRITE</b>	Write the sentences in your book. Fix the mistakes. <ol style="list-style-type: none"><li>1. timeo knew there was something wrong</li><li>2. oh no you are not to blame</li></ol>



### MONDAY ACTIVITY 1



	<b>LOOK &amp; SAY</b>	ignore	bullies	how	your	today
	<b>SOUND OUT</b>	slap	slam	slim	slip	
		play	way	pay	crayon	
	<b>READ</b>	I will. I will draw. I will draw with my crayon. I will draw with my crayon today. Is it good? Is it good to draw? Is it good to draw with my crayon today? How? How will I draw? I will draw and play. I will draw and play today. I will draw and play today with you. Will you draw? Will you draw and play? Will you draw and play with me today?				
	<b>WRITE</b>	Write the  and  words in your dictionary.				

### MONDAY ACTIVITY 2





	<b>READ</b>	Read the  and  words from Activity 1.				
	<b>READ</b>	Did you hear? Did you hear that? Did you hear that slam? Did you hear that door slam? This way! This is the way. This is the way to the door. I knew. I knew the door would slam. I knew the door would slam this way. Did you? Did you know how? Did you know how the door would slam? We should go play. We should go play this way.				
	<b>WRITE</b>	Write a <b>sentence</b> with: ignore Write a <b>question</b> with: how				

### TUESDAY ACTIVITY 1





	<b>LOOK &amp; SAY</b>	ignore	bullies	how	your	today
	<b>SOUND OUT</b>	bleed	bloom	blush	black	
		block	blink	blow	blue	

	<b>READ</b>	I will blush. I will blush and blink. I will blush and blink today. Are they blue? Are my cheeks blue? Are my cheeks blue or black? Are my cheeks blue or black when I blush? No! my cheeks are red. My cheeks are red when I blush. How do your cheeks look? How do your cheeks look when you blush? Oh no! I didn't see. I blinked.
	<b>WRITE</b>	<ol style="list-style-type: none"> <li>1. What will I do today? I will _____ and _____ today.</li> <li>2. What colour are my cheeks when I blush? My cheeks are _____ when I blush.</li> </ol>







## TUESDAY ACTIVITY 2

	<b>READ</b>	Read the  and  words from Activity 1.
	<b>WRITE</b>	Write a sentence with: bloom Write a question with: blow





## WEDNESDAY ACTIVITY 1

	<b>LOOK &amp; SAY</b>	ignore	bullies	how	your	today
	<b>SOUND OUT</b>	cake	bake	take	name	
	<b>READ</b>	I want to. I want to bake. I want to bake a cake. I want to bake a cake today. Do you? Do you want to bake? Do you want to bake a cake? Do you want to bake a cake today? We will bake a cake. We will bake a cake that is the same. We will take the cake. We will take the cake today. We will take the cake to school today.				
	<b>WRITE</b>	<ol style="list-style-type: none"> <li>1. What did I want to do today? I want to _____ a cake today.</li> <li>2. Where will we take the cake? We will take the cake to _____.</li> </ol>				

## WEDNESDAY ACTIVITY 2





	<b>READ</b>	Read the  and  words from Activity 1.
	<b>WRITE</b>	Write the  and  words in your dictionary. Write a <b>sentence</b> with: blame Write a <b>question</b> with: name

## THURSDAY ACTIVITY 1





	<b>LOOK &amp; SAY</b>	ignore	bullies	how	your	today
	<b>SOUND OUT</b>	blush	block	blame	black	
		cake	bake	take	name	
	<b>READ</b>	<p>Timeo knew. Timeo knew there was something wrong. He knew there was something wrong with Eva. He asked her what was wrong. Eva said there were bullies. There were bullies at her school that were calling her names. They made her blush. Oh no! You are not to blame! He told her to ignore them and block out her mind. Have some cake! You will feel better!</p> 				







## THURSDAY ACTIVITY 2

	<b>READ</b>	Read the  and  words from Activity 1.
	<b>WRITE</b>	<ol style="list-style-type: none"><li>1. Who something was wrong with Eva? _____ knew there was something wrong with Eva.</li><li>2. What did Timeo do? Timeo _____ Eva what was wrong.</li><li>3. What did Eva say? Eva said there were _____ at her school.</li><li>4. What were the bullies doing? The bullies were calling her _____.</li><li>5. What did Eva eat to feel better? Eva ate _____ to feel better.</li></ol>







## FRIDAY ACTIVITY 1

	<b>READ</b>	Read the  and  words again.
	<b>READ</b>	Read the story from Thursday Activity 1.






## FRIDAY ACTIVITY 2

	<b>READ</b>	Read the  and  words again.
	<b>WRITE</b>	Write the sentences in your book. Fix the mistakes. <ol style="list-style-type: none"><li>1. timeo knew there was something wrong</li><li>2. oh no you are not to blame</li></ol>



### MONDAY ACTIVITY 1



	<b>LOOK &amp; SAY</b>	ignore	bullies	how	your	today
	<b>SOUND OUT</b>	slap	slam	slim	slip	
		play	way	pay	crayon	
	<b>READ</b>	I will. I will draw. I will draw with my crayon. I will draw with my crayon today. Is it good? Is it good to draw? Is it good to draw with my crayon today? How? How will I draw? I will draw and play. I will draw and play today. I will draw and play today with you. Will you draw? Will you draw and play? Will you draw and play with me today?				
	<b>WRITE</b>	Write the  and  words in your dictionary.				

### MONDAY ACTIVITY 2





	<b>READ</b>	Read the  and  words from Activity 1.				
	<b>READ</b>	Did you hear? Did you hear that? Did you hear that slam? Did you hear that door slam? This way! This is the way. This is the way to the door. I knew. I knew the door would slam. I knew the door would slam this way. Did you? Did you know how? Did you know how the door would slam? We should go play. We should go play this way.				
	<b>WRITE</b>	Write a <b>sentence</b> with: ignore Write a <b>question</b> with: how				

### TUESDAY ACTIVITY 1





	<b>LOOK &amp; SAY</b>	ignore	bullies	how	your	today
	<b>SOUND OUT</b>	bleed	bloom	blush	black	
		block	blink	blow	blue	

	<b>READ</b>	I will blush. I will blush and blink. I will blush and blink today. Are they blue? Are my cheeks blue? Are my cheeks blue or black? Are my cheeks blue or black when I blush? No! my cheeks are red. My cheeks are red when I blush. How do your cheeks look? How do your cheeks look when you blush? Oh no! I didn't see. I blinked.
	<b>WRITE</b>	<ol style="list-style-type: none"> <li>1. What will I do today? I will _____ and _____ today.</li> <li>2. What colour are my cheeks when I blush? My cheeks are _____ when I blush.</li> </ol>







## TUESDAY ACTIVITY 2

	<b>READ</b>	Read the  and  words from Activity 1.
	<b>WRITE</b>	Write a sentence with: bloom Write a question with: blow





## WEDNESDAY ACTIVITY 1

	<b>LOOK &amp; SAY</b>	ignore	bullies	how	your	today
	<b>SOUND OUT</b>	cake	bake	take	name	
	<b>READ</b>	I want to. I want to bake. I want to bake a cake. I want to bake a cake today. Do you? Do you want to bake? Do you want to bake a cake? Do you want to bake a cake today? We will bake a cake. We will bake a cake that is the same. We will take the cake. We will take the cake today. We will take the cake to school today.				
	<b>WRITE</b>	<ol style="list-style-type: none"> <li>1. What did I want to do today? I want to _____ a cake today.</li> <li>2. Where will we take the cake? We will take the cake to _____.</li> </ol>				





## WEDNESDAY ACTIVITY 2

	<b>READ</b>	Read the  and  words from Activity 1.
	<b>WRITE</b>	Write the  and  words in your dictionary. Write a <b>sentence</b> with: blame Write a <b>question</b> with: name





## THURSDAY ACTIVITY 1

	<b>LOOK &amp; SAY</b>	ignore	bullies	how	your	today
	<b>SOUND OUT</b>	blush	block	blame	black	
		cake	bake	take	name	
	<b>READ</b>	<p>Timeo knew. Timeo knew there was something wrong. He knew there was something wrong with Eva. He asked her what was wrong. Eva said there were bullies. There were bullies at her school that were calling her names. They made her blush. Oh no! You are not to blame! He told her to ignore them and block out her mind. Have some cake! You will feel better!</p> 				





## THURSDAY ACTIVITY 2

	<b>READ</b>	Read the  and  words from Activity 1.
	<b>WRITE</b>	<ol style="list-style-type: none"><li>1. Who something was wrong with Eva? _____ knew there was something wrong with Eva.</li><li>2. What did Timeo do? Timeo _____ Eva what was wrong.</li><li>3. What did Eva say? Eva said there were _____ at her school.</li><li>4. What were the bullies doing? The bullies were calling her _____.</li><li>5. What did Eva eat to feel better? Eva ate _____ to feel better.</li></ol>







## FRIDAY ACTIVITY 1

	<b>READ</b>	Read the  and  words again.
	<b>READ</b>	Read the story from Thursday Activity 1.






## FRIDAY ACTIVITY 2

	<b>READ</b>	Read the  and  words again.
	<b>WRITE</b>	Write the sentences in your book. Fix the mistakes. <ol style="list-style-type: none"><li>1. timeo knew there was something wrong</li><li>2. oh no you are not to blame</li></ol>



### MONDAY ACTIVITY 1



	<b>LOOK &amp; SAY</b>	ignore	bullies	how	your	today
	<b>SOUND OUT</b>	slap	slam	slim	slip	
		play	way	pay	crayon	
	<b>READ</b>	I will. I will draw. I will draw with my crayon. I will draw with my crayon today. Is it good? Is it good to draw? Is it good to draw with my crayon today? How? How will I draw? I will draw and play. I will draw and play today. I will draw and play today with you. Will you draw? Will you draw and play? Will you draw and play with me today?				
	<b>WRITE</b>	Write the  and  words in your dictionary.				

### MONDAY ACTIVITY 2





	<b>READ</b>	Read the  and  words from Activity 1.				
	<b>READ</b>	Did you hear? Did you hear that? Did you hear that slam? Did you hear that door slam? This way! This is the way. This is the way to the door. I knew. I knew the door would slam. I knew the door would slam this way. Did you? Did you know how? Did you know how the door would slam? We should go play. We should go play this way.				
	<b>WRITE</b>	Write a <b>sentence</b> with: ignore Write a <b>question</b> with: how				

### TUESDAY ACTIVITY 1





	<b>LOOK &amp; SAY</b>	ignore	bullies	how	your	today
	<b>SOUND OUT</b>	bleed	bloom	blush	black	
		block	blink	blow	blue	

	<b>READ</b>	I will blush. I will blush and blink. I will blush and blink today. Are they blue? Are my cheeks blue? Are my cheeks blue or black? Are my cheeks blue or black when I blush? No! my cheeks are red. My cheeks are red when I blush. How do your cheeks look? How do your cheeks look when you blush? Oh no! I didn't see. I blinked.
	<b>WRITE</b>	<ol style="list-style-type: none"> <li>1. What will I do today? I will _____ and _____ today.</li> <li>2. What colour are my cheeks when I blush? My cheeks are _____ when I blush.</li> </ol>

## TUESDAY ACTIVITY 2







	<b>READ</b>	Read the  and  words from Activity 1.
	<b>WRITE</b>	Write a sentence with: bloom Write a question with: blow

## WEDNESDAY ACTIVITY 1





	<b>LOOK &amp; SAY</b>	ignore	bullies	how	your	today
	<b>SOUND OUT</b>	cake	bake	take	name	
	<b>READ</b>	I want to. I want to bake. I want to bake a cake. I want to bake a cake today. Do you? Do you want to bake? Do you want to bake a cake? Do you want to bake a cake today? We will bake a cake. We will bake a cake that is the same. We will take the cake. We will take the cake today. We will take the cake to school today.				
	<b>WRITE</b>	<ol style="list-style-type: none"> <li>1. What did I want to do today? I want to _____ a cake today.</li> <li>2. Where will we take the cake? We will take the cake to _____.</li> </ol>				







## WEDNESDAY ACTIVITY 2

	<b>READ</b>	Read the  and  words from Activity 1.
	<b>WRITE</b>	Write the  and  words in your dictionary. Write a <b>sentence</b> with: blame Write a <b>question</b> with: name





## THURSDAY ACTIVITY 1

	<b>LOOK &amp; SAY</b>	ignore	bullies	how	your	today
	<b>SOUND OUT</b>	blush	block	blame	black	
		cake	bake	take	name	
	<b>READ</b>	<p>Timeo knew. Timeo knew there was something wrong. He knew there was something wrong with Eva. He asked her what was wrong. Eva said there were bullies. There were bullies at her school that were calling her names. They made her blush. Oh no! You are not to blame! He told her to ignore them and block out her mind. Have some cake! You will feel better!</p> 				





## THURSDAY ACTIVITY 2

	<b>READ</b>	Read the  and  words from Activity 1.
	<b>WRITE</b>	<ol style="list-style-type: none"><li>1. Who something was wrong with Eva? _____ knew there was something wrong with Eva.</li><li>2. What did Timeo do? Timeo _____ Eva what was wrong.</li><li>3. What did Eva say? Eva said there were _____ at her school.</li><li>4. What were the bullies doing? The bullies were calling her _____.</li><li>5. What did Eva eat to feel better? Eva ate _____ to feel better.</li></ol>







## FRIDAY ACTIVITY 1

	<b>READ</b>	Read the  and  words again.
	<b>READ</b>	Read the story from Thursday Activity 1.






## FRIDAY ACTIVITY 2

	<b>READ</b>	Read the  and  words again.
	<b>WRITE</b>	Write the sentences in your book. Fix the mistakes. <ol style="list-style-type: none"><li>1. timeo knew there was something wrong</li><li>2. oh no you are not to blame</li></ol>



### MONDAY ACTIVITY 1



	<b>LOOK &amp; SAY</b>	ignore	bullies	how	your	today
	<b>SOUND OUT</b>	slap	slam	slim	slip	
		play	way	pay	crayon	
	<b>READ</b>	I will. I will draw. I will draw with my crayon. I will draw with my crayon today. Is it good? Is it good to draw? Is it good to draw with my crayon today? How? How will I draw? I will draw and play. I will draw and play today. I will draw and play today with you. Will you draw? Will you draw and play? Will you draw and play with me today?				
	<b>WRITE</b>	Write the  and  words in your dictionary.				

### MONDAY ACTIVITY 2





	<b>READ</b>	Read the  and  words from Activity 1.				
	<b>READ</b>	Did you hear? Did you hear that? Did you hear that slam? Did you hear that door slam? This way! This is the way. This is the way to the door. I knew. I knew the door would slam. I knew the door would slam this way. Did you? Did you know how? Did you know how the door would slam? We should go play. We should go play this way.				
	<b>WRITE</b>	Write a <b>sentence</b> with: ignore Write a <b>question</b> with: how				

### TUESDAY ACTIVITY 1





	<b>LOOK &amp; SAY</b>	ignore	bullies	how	your	today
	<b>SOUND OUT</b>	bleed	bloom	blush	black	
		block	blink	blow	blue	

	<b>READ</b>	I will blush. I will blush and blink. I will blush and blink today. Are they blue? Are my cheeks blue? Are my cheeks blue or black? Are my cheeks blue or black when I blush? No! my cheeks are red. My cheeks are red when I blush. How do your cheeks look? How do your cheeks look when you blush? Oh no! I didn't see. I blinked.
	<b>WRITE</b>	<ol style="list-style-type: none"> <li>1. What will I do today? I will _____ and _____ today.</li> <li>2. What colour are my cheeks when I blush? My cheeks are _____ when I blush.</li> </ol>







## TUESDAY ACTIVITY 2

	<b>READ</b>	Read the  and  words from Activity 1.
	<b>WRITE</b>	Write a sentence with: bloom Write a question with: blow





## WEDNESDAY ACTIVITY 1

	<b>LOOK &amp; SAY</b>	ignore	bullies	how	your	today
	<b>SOUND OUT</b>	cake	bake	take	name	
	<b>READ</b>	I want to. I want to bake. I want to bake a cake. I want to bake a cake today. Do you? Do you want to bake? Do you want to bake a cake? Do you want to bake a cake today? We will bake a cake. We will bake a cake that is the same. We will take the cake. We will take the cake today. We will take the cake to school today.				
	<b>WRITE</b>	<ol style="list-style-type: none"> <li>1. What did I want to do today? I want to _____ a cake today.</li> <li>2. Where will we take the cake? We will take the cake to _____.</li> </ol>				





## WEDNESDAY ACTIVITY 2

	<b>READ</b>	Read the  and  words from Activity 1.
	<b>WRITE</b>	Write the  and  words in your dictionary. Write a <b>sentence</b> with: blame Write a <b>question</b> with: name





## THURSDAY ACTIVITY 1

	<b>LOOK &amp; SAY</b>	ignore	bullies	how	your	today
	<b>SOUND OUT</b>	blush	block	blame	black	
		cake	bake	take	name	
	<b>READ</b>	<p>Timeo knew. Timeo knew there was something wrong. He knew there was something wrong with Eva. He asked her what was wrong. Eva said there were bullies. There were bullies at her school that were calling her names. They made her blush. Oh no! You are not to blame! He told her to ignore them and block out her mind. Have some cake! You will feel better!</p> 				





## THURSDAY ACTIVITY 2

	<b>READ</b>	Read the  and  words from Activity 1.
	<b>WRITE</b>	<ol style="list-style-type: none"><li>1. Who something was wrong with Eva? _____ knew there was something wrong with Eva.</li><li>2. What did Timeo do? Timeo _____ Eva what was wrong.</li><li>3. What did Eva say? Eva said there were _____ at her school.</li><li>4. What were the bullies doing? The bullies were calling her _____.</li><li>5. What did Eva eat to feel better? Eva ate _____ to feel better.</li></ol>







## FRIDAY ACTIVITY 1

	<b>READ</b>	Read the  and  words again.
	<b>READ</b>	Read the story from Thursday Activity 1.






## FRIDAY ACTIVITY 2

	<b>READ</b>	Read the  and  words again.
	<b>WRITE</b>	Write the sentences in your book. Fix the mistakes. <ol style="list-style-type: none"><li>1. timeo knew there was something wrong</li><li>2. oh no you are not to blame</li></ol>



### MONDAY ACTIVITY 1

	<b>LOOK &amp; SAY</b>	ignore	bullies	how	your	today
	<b>SOUND OUT</b>	slap	slam	slim	slip	
		play	way	pay	crayon	
	<b>READ</b>	I will. I will draw. I will draw with my crayon. I will draw with my crayon today. Is it good? Is it good to draw? Is it good to draw with my crayon today? How? How will I draw? I will draw and play. I will draw and play today. I will draw and play today with you. Will you draw? Will you draw and play? Will you draw and play with me today?				
	<b>WRITE</b>	Write the  and  words in your dictionary.				



### MONDAY ACTIVITY 2

	<b>READ</b>	Read the  and  words from Activity 1.				
	<b>READ</b>	Did you hear? Did you hear that? Did you hear that slam? Did you hear that door slam? This way! This is the way. This is the way to the door. I knew. I knew the door would slam. I knew the door would slam this way. Did you? Did you know how? Did you know how the door would slam? We should go play. We should go play this way.				
	<b>WRITE</b>	Write a <b>sentence</b> with: ignore Write a <b>question</b> with: how				





### TUESDAY ACTIVITY 1

	<b>LOOK &amp; SAY</b>	ignore	bullies	how	your	today
	<b>SOUND OUT</b>	bleed	bloom	blush	black	
		block	blink	blow	blue	







	<b>READ</b>	I will blush. I will blush and blink. I will blush and blink today. Are they blue? Are my cheeks blue? Are my cheeks blue or black? Are my cheeks blue or black when I blush? No! my cheeks are red. My cheeks are red when I blush. How do your cheeks look? How do your cheeks look when you blush? Oh no! I didn't see. I blinked.
	<b>WRITE</b>	<ol style="list-style-type: none"> <li>1. What will I do today? I will _____ and _____ today.</li> <li>2. What colour are my cheeks when I blush? My cheeks are _____ when I blush.</li> </ol>







## TUESDAY ACTIVITY 2

	<b>READ</b>	Read the  and  words from Activity 1.
	<b>WRITE</b>	Write a sentence with: bloom Write a question with: blow





## WEDNESDAY ACTIVITY 1

	<b>LOOK &amp; SAY</b>	ignore	bullies	how	your	today
	<b>SOUND OUT</b>	cake	bake	take	name	
	<b>READ</b>	I want to. I want to bake. I want to bake a cake. I want to bake a cake today. Do you? Do you want to bake? Do you want to bake a cake? Do you want to bake a cake today? We will bake a cake. We will bake a cake that is the same. We will take the cake. We will take the cake today. We will take the cake to school today.				
	<b>WRITE</b>	<ol style="list-style-type: none"> <li>1. What did I want to do today? I want to _____ a cake today.</li> <li>2. Where will we take the cake? We will take the cake to _____.</li> </ol>				





## WEDNESDAY ACTIVITY 2

	<b>READ</b>	Read the  and  words from Activity 1.
	<b>WRITE</b>	Write the  and  words in your dictionary. Write a <b>sentence</b> with: blame Write a <b>question</b> with: name





## THURSDAY ACTIVITY 1

	<b>LOOK &amp; SAY</b>	ignore	bullies	how	your	today
	<b>SOUND OUT</b>	blush	block	blame	black	
		cake	bake	take	name	
	<b>READ</b>	<p>Timeo knew. Timeo knew there was something wrong. He knew there was something wrong with Eva. He asked her what was wrong. Eva said there were bullies. There were bullies at her school that were calling her names. They made her blush. Oh no! You are not to blame! He told her to ignore them and block out her mind. Have some cake! You will feel better!</p> 				





## THURSDAY ACTIVITY 2

	<b>READ</b>	Read the  and  words from Activity 1.
	<b>WRITE</b>	<ol style="list-style-type: none"><li>1. Who something was wrong with Eva? _____ knew there was something wrong with Eva.</li><li>2. What did Timeo do? Timeo _____ Eva what was wrong.</li><li>3. What did Eva say? Eva said there were _____ at her school.</li><li>4. What were the bullies doing? The bullies were calling her _____.</li><li>5. What did Eva eat to feel better? Eva ate _____ to feel better.</li></ol>







## FRIDAY ACTIVITY 1

	<b>READ</b>	Read the  and  words again.
	<b>READ</b>	Read the story from Thursday Activity 1.






## FRIDAY ACTIVITY 2

	<b>READ</b>	Read the  and  words again.
	<b>WRITE</b>	Write the sentences in your book. Fix the mistakes. <ol style="list-style-type: none"><li>1. timeo knew there was something wrong</li><li>2. oh no you are not to blame</li></ol>



### MONDAY ACTIVITY 1



	<b>LOOK &amp; SAY</b>	ignore	bullies	how	your	today
	<b>SOUND OUT</b>	slap	slam	slim	slip	
		play	way	pay	crayon	
	<b>READ</b>	I will. I will draw. I will draw with my crayon. I will draw with my crayon today. Is it good? Is it good to draw? Is it good to draw with my crayon today? How? How will I draw? I will draw and play. I will draw and play today. I will draw and play today with you. Will you draw? Will you draw and play? Will you draw and play with me today?				
	<b>WRITE</b>	Write the  and  words in your dictionary.				

### MONDAY ACTIVITY 2





	<b>READ</b>	Read the  and  words from Activity 1.				
	<b>READ</b>	Did you hear? Did you hear that? Did you hear that slam? Did you hear that door slam? This way! This is the way. This is the way to the door. I knew. I knew the door would slam. I knew the door would slam this way. Did you? Did you know how? Did you know how the door would slam? We should go play. We should go play this way.				
	<b>WRITE</b>	Write a <b>sentence</b> with: ignore Write a <b>question</b> with: how				

### TUESDAY ACTIVITY 1





	<b>LOOK &amp; SAY</b>	ignore	bullies	how	your	today
	<b>SOUND OUT</b>	bleed	bloom	blush	black	
		block	blink	blow	blue	

	<b>READ</b>	I will blush. I will blush and blink. I will blush and blink today. Are they blue? Are my cheeks blue? Are my cheeks blue or black? Are my cheeks blue or black when I blush? No! my cheeks are red. My cheeks are red when I blush. How do your cheeks look? How do your cheeks look when you blush? Oh no! I didn't see. I blinked.
	<b>WRITE</b>	<ol style="list-style-type: none"> <li>1. What will I do today? I will _____ and _____ today.</li> <li>2. What colour are my cheeks when I blush? My cheeks are _____ when I blush.</li> </ol>







## TUESDAY ACTIVITY 2

	<b>READ</b>	Read the  and  words from Activity 1.
	<b>WRITE</b>	Write a sentence with: bloom Write a question with: blow





## WEDNESDAY ACTIVITY 1

	<b>LOOK &amp; SAY</b>	ignore	bullies	how	your	today
	<b>SOUND OUT</b>	cake	bake	take	name	
	<b>READ</b>	I want to. I want to bake. I want to bake a cake. I want to bake a cake today. Do you? Do you want to bake? Do you want to bake a cake? Do you want to bake a cake today? We will bake a cake. We will bake a cake that is the same. We will take the cake. We will take the cake today. We will take the cake to school today.				
	<b>WRITE</b>	<ol style="list-style-type: none"> <li>1. What did I want to do today? I want to _____ a cake today.</li> <li>2. Where will we take the cake? We will take the cake to _____.</li> </ol>				





## WEDNESDAY ACTIVITY 2

	<b>READ</b>	Read the  and  words from Activity 1.
	<b>WRITE</b>	Write the  and  words in your dictionary. Write a <b>sentence</b> with: blame Write a <b>question</b> with: name





## THURSDAY ACTIVITY 1

	<b>LOOK &amp; SAY</b>	ignore	bullies	how	your	today
	<b>SOUND OUT</b>	blush	block	blame	black	
		cake	bake	take	name	
	<b>READ</b>	<p>Timeo knew. Timeo knew there was something wrong. He knew there was something wrong with Eva. He asked her what was wrong. Eva said there were bullies. There were bullies at her school that were calling her names. They made her blush. Oh no! You are not to blame! He told her to ignore them and block out her mind. Have some cake! You will feel better!</p> 				





## THURSDAY ACTIVITY 2

	<b>READ</b>	Read the  and  words from Activity 1.
	<b>WRITE</b>	<ol style="list-style-type: none"><li>1. Who something was wrong with Eva? _____ knew there was something wrong with Eva.</li><li>2. What did Timeo do? Timeo _____ Eva what was wrong.</li><li>3. What did Eva say? Eva said there were _____ at her school.</li><li>4. What were the bullies doing? The bullies were calling her _____.</li><li>5. What did Eva eat to feel better? Eva ate _____ to feel better.</li></ol>

## FRIDAY ACTIVITY 1







	<b>READ</b>	Read the  and  words again.
	<b>READ</b>	Read the story from Thursday Activity 1.

## FRIDAY ACTIVITY 2






	<b>READ</b>	Read the  and  words again.
	<b>WRITE</b>	Write the sentences in your book. Fix the mistakes. <ol style="list-style-type: none"><li>1. timeo knew there was something wrong</li><li>2. oh no you are not to blame</li></ol>





### MONDAY ACTIVITY 1



	<b>LOOK &amp; SAY</b>	ignore	bullies	how	your	today
	<b>SOUND OUT</b>	slap	slam	slim	slip	
		play	way	pay	crayon	
	<b>READ</b>	I will. I will draw. I will draw with my crayon. I will draw with my crayon today. Is it good? Is it good to draw? Is it good to draw with my crayon today? How? How will I draw? I will draw and play. I will draw and play today. I will draw and play today with you. Will you draw? Will you draw and play? Will you draw and play with me today?				
	<b>WRITE</b>	Write the  and  words in your dictionary.				

### MONDAY ACTIVITY 2





	<b>READ</b>	Read the  and  words from Activity 1.				
	<b>READ</b>	Did you hear? Did you hear that? Did you hear that slam? Did you hear that door slam? This way! This is the way. This is the way to the door. I knew. I knew the door would slam. I knew the door would slam this way. Did you? Did you know how? Did you know how the door would slam? We should go play. We should go play this way.				
	<b>WRITE</b>	Write a <b>sentence</b> with: ignore Write a <b>question</b> with: how				

### TUESDAY ACTIVITY 1





	<b>LOOK &amp; SAY</b>	ignore	bullies	how	your	today
	<b>SOUND OUT</b>	bleed	bloom	blush	black	
		block	blink	blow	blue	

	<b>READ</b>	I will blush. I will blush and blink. I will blush and blink today. Are they blue? Are my cheeks blue? Are my cheeks blue or black? Are my cheeks blue or black when I blush? No! my cheeks are red. My cheeks are red when I blush. How do your cheeks look? How do your cheeks look when you blush? Oh no! I didn't see. I blinked.
	<b>WRITE</b>	<ol style="list-style-type: none"> <li>1. What will I do today? I will _____ and _____ today.</li> <li>2. What colour are my cheeks when I blush? My cheeks are _____ when I blush.</li> </ol>







## TUESDAY ACTIVITY 2

	<b>READ</b>	Read the  and  words from Activity 1.
	<b>WRITE</b>	Write a sentence with: bloom Write a question with: blow





## WEDNESDAY ACTIVITY 1

	<b>LOOK &amp; SAY</b>	ignore	bullies	how	your	today
	<b>SOUND OUT</b>	cake	bake	take	name	
	<b>READ</b>	I want to. I want to bake. I want to bake a cake. I want to bake a cake today. Do you? Do you want to bake? Do you want to bake a cake? Do you want to bake a cake today? We will bake a cake. We will bake a cake that is the same. We will take the cake. We will take the cake today. We will take the cake to school today.				
	<b>WRITE</b>	<ol style="list-style-type: none"> <li>1. What did I want to do today? I want to _____ a cake today.</li> <li>2. Where will we take the cake? We will take the cake to _____.</li> </ol>				





## WEDNESDAY ACTIVITY 2

	<b>READ</b>	Read the  and  words from Activity 1.
	<b>WRITE</b>	Write the  and  words in your dictionary. Write a <b>sentence</b> with: blame Write a <b>question</b> with: name





## THURSDAY ACTIVITY 1

	<b>LOOK &amp; SAY</b>	ignore	bullies	how	your	today
	<b>SOUND OUT</b>	blush	block	blame	black	
		cake	bake	take	name	
	<b>READ</b>	<p>Timeo knew. Timeo knew there was something wrong. He knew there was something wrong with Eva. He asked her what was wrong. Eva said there were bullies. There were bullies at her school that were calling her names. They made her blush. Oh no! You are not to blame! He told her to ignore them and block out her mind. Have some cake! You will feel better!</p> 				





## THURSDAY ACTIVITY 2

	<b>READ</b>	Read the  and  words from Activity 1.
	<b>WRITE</b>	<ol style="list-style-type: none"><li>1. Who something was wrong with Eva? _____ knew there was something wrong with Eva.</li><li>2. What did Timeo do? Timeo _____ Eva what was wrong.</li><li>3. What did Eva say? Eva said there were _____ at her school.</li><li>4. What were the bullies doing? The bullies were calling her _____.</li><li>5. What did Eva eat to feel better? Eva ate _____ to feel better.</li></ol>







## FRIDAY ACTIVITY 1

	<b>READ</b>	Read the  and  words again.
	<b>READ</b>	Read the story from Thursday Activity 1.






## FRIDAY ACTIVITY 2

	<b>READ</b>	Read the  and  words again.
	<b>WRITE</b>	Write the sentences in your book. Fix the mistakes. <ol style="list-style-type: none"><li>1. timeo knew there was something wrong</li><li>2. oh no you are not to blame</li></ol>



### MONDAY ACTIVITY 1



	<b>LOOK &amp; SAY</b>	ignore	bullies	how	your	today
	<b>SOUND OUT</b>	slap	slam	slim	slip	
		play	way	pay	crayon	
	<b>READ</b>	I will. I will draw. I will draw with my crayon. I will draw with my crayon today. Is it good? Is it good to draw? Is it good to draw with my crayon today? How? How will I draw? I will draw and play. I will draw and play today. I will draw and play today with you. Will you draw? Will you draw and play? Will you draw and play with me today?				
	<b>WRITE</b>	Write the  and  words in your dictionary.				

### MONDAY ACTIVITY 2





	<b>READ</b>	Read the  and  words from Activity 1.				
	<b>READ</b>	Did you hear? Did you hear that? Did you hear that slam? Did you hear that door slam? This way! This is the way. This is the way to the door. I knew. I knew the door would slam. I knew the door would slam this way. Did you? Did you know how? Did you know how the door would slam? We should go play. We should go play this way.				
	<b>WRITE</b>	Write a <b>sentence</b> with: ignore Write a <b>question</b> with: how				

### TUESDAY ACTIVITY 1





	<b>LOOK &amp; SAY</b>	ignore	bullies	how	your	today
	<b>SOUND OUT</b>	bleed	bloom	blush	black	
		block	blink	blow	blue	

	<b>READ</b>	I will blush. I will blush and blink. I will blush and blink today. Are they blue? Are my cheeks blue? Are my cheeks blue or black? Are my cheeks blue or black when I blush? No! my cheeks are red. My cheeks are red when I blush. How do your cheeks look? How do your cheeks look when you blush? Oh no! I didn't see. I blinked.
	<b>WRITE</b>	<ol style="list-style-type: none"> <li>1. What will I do today? I will _____ and _____ today.</li> <li>2. What colour are my cheeks when I blush? My cheeks are _____ when I blush.</li> </ol>







## TUESDAY ACTIVITY 2

	<b>READ</b>	Read the  and  words from Activity 1.
	<b>WRITE</b>	Write a sentence with: bloom Write a question with: blow





## WEDNESDAY ACTIVITY 1

	<b>LOOK &amp; SAY</b>	ignore	bullies	how	your	today
	<b>SOUND OUT</b>	cake	bake	take	name	
	<b>READ</b>	I want to. I want to bake. I want to bake a cake. I want to bake a cake today. Do you? Do you want to bake? Do you want to bake a cake? Do you want to bake a cake today? We will bake a cake. We will bake a cake that is the same. We will take the cake. We will take the cake today. We will take the cake to school today.				
	<b>WRITE</b>	<ol style="list-style-type: none"> <li>1. What did I want to do today? I want to _____ a cake today.</li> <li>2. Where will we take the cake? We will take the cake to _____.</li> </ol>				

## WEDNESDAY ACTIVITY 2





	<b>READ</b>	Read the  and  words from Activity 1.
	<b>WRITE</b>	Write the  and  words in your dictionary. Write a <b>sentence</b> with: blame Write a <b>question</b> with: name

## THURSDAY ACTIVITY 1





	<b>LOOK &amp; SAY</b>	ignore	bullies	how	your	today
	<b>SOUND OUT</b>	blush	block	blame	black	
		cake	bake	take	name	
	<b>READ</b>	<p>Timeo knew. Timeo knew there was something wrong. He knew there was something wrong with Eva. He asked her what was wrong. Eva said there were bullies. There were bullies at her school that were calling her names. They made her blush. Oh no! You are not to blame! He told her to ignore them and block out her mind. Have some cake! You will feel better!</p> 				







## THURSDAY ACTIVITY 2

	<b>READ</b>	Read the  and  words from Activity 1.
	<b>WRITE</b>	<ol style="list-style-type: none"><li>1. Who something was wrong with Eva? _____ knew there was something wrong with Eva.</li><li>2. What did Timeo do? Timeo _____ Eva what was wrong.</li><li>3. What did Eva say? Eva said there were _____ at her school.</li><li>4. What were the bullies doing? The bullies were calling her _____.</li><li>5. What did Eva eat to feel better? Eva ate _____ to feel better.</li></ol>







## FRIDAY ACTIVITY 1

	<b>READ</b>	Read the  and  words again.
	<b>READ</b>	Read the story from Thursday Activity 1.






## FRIDAY ACTIVITY 2

	<b>READ</b>	Read the  and  words again.
	<b>WRITE</b>	Write the sentences in your book. Fix the mistakes. <ol style="list-style-type: none"><li>1. timeo knew there was something wrong</li><li>2. oh no you are not to blame</li></ol>



### MONDAY ACTIVITY 1



	<b>LOOK &amp; SAY</b>	ignore	bullies	how	your	today
	<b>SOUND OUT</b>	slap	slam	slim	slip	
		play	way	pay	crayon	
	<b>READ</b>	I will. I will draw. I will draw with my crayon. I will draw with my crayon today. Is it good? Is it good to draw? Is it good to draw with my crayon today? How? How will I draw? I will draw and play. I will draw and play today. I will draw and play today with you. Will you draw? Will you draw and play? Will you draw and play with me today?				
	<b>WRITE</b>	Write the  and  words in your dictionary.				

### MONDAY ACTIVITY 2





	<b>READ</b>	Read the  and  words from Activity 1.				
	<b>READ</b>	Did you hear? Did you hear that? Did you hear that slam? Did you hear that door slam? This way! This is the way. This is the way to the door. I knew. I knew the door would slam. I knew the door would slam this way. Did you? Did you know how? Did you know how the door would slam? We should go play. We should go play this way.				
	<b>WRITE</b>	Write a <b>sentence</b> with: ignore Write a <b>question</b> with: how				

### TUESDAY ACTIVITY 1





	<b>LOOK &amp; SAY</b>	ignore	bullies	how	your	today
	<b>SOUND OUT</b>	bleed	bloom	blush	black	
		block	blink	blow	blue	

	<b>READ</b>	I will blush. I will blush and blink. I will blush and blink today. Are they blue? Are my cheeks blue? Are my cheeks blue or black? Are my cheeks blue or black when I blush? No! my cheeks are red. My cheeks are red when I blush. How do your cheeks look? How do your cheeks look when you blush? Oh no! I didn't see. I blinked.
	<b>WRITE</b>	<ol style="list-style-type: none"> <li>1. What will I do today? I will _____ and _____ today.</li> <li>2. What colour are my cheeks when I blush? My cheeks are _____ when I blush.</li> </ol>







## TUESDAY ACTIVITY 2

	<b>READ</b>	Read the  and  words from Activity 1.
	<b>WRITE</b>	Write a sentence with: bloom Write a question with: blow





## WEDNESDAY ACTIVITY 1

	<b>LOOK &amp; SAY</b>	ignore	bullies	how	your	today
	<b>SOUND OUT</b>	cake	bake	take	name	
	<b>READ</b>	I want to. I want to bake. I want to bake a cake. I want to bake a cake today. Do you? Do you want to bake? Do you want to bake a cake? Do you want to bake a cake today? We will bake a cake. We will bake a cake that is the same. We will take the cake. We will take the cake today. We will take the cake to school today.				
	<b>WRITE</b>	<ol style="list-style-type: none"> <li>1. What did I want to do today? I want to _____ a cake today.</li> <li>2. Where will we take the cake? We will take the cake to _____.</li> </ol>				





## WEDNESDAY ACTIVITY 2

	<b>READ</b>	Read the  and  words from Activity 1.
	<b>WRITE</b>	Write the  and  words in your dictionary. Write a <b>sentence</b> with: blame Write a <b>question</b> with: name





## THURSDAY ACTIVITY 1

	<b>LOOK &amp; SAY</b>	ignore	bullies	how	your	today
	<b>SOUND OUT</b>	blush	block	blame	black	
		cake	bake	take	name	
	<b>READ</b>	<p>Timeo knew. Timeo knew there was something wrong. He knew there was something wrong with Eva. He asked her what was wrong. Eva said there were bullies. There were bullies at her school that were calling her names. They made her blush. Oh no! You are not to blame! He told her to ignore them and block out her mind. Have some cake! You will feel better!</p> 				





## THURSDAY ACTIVITY 2

	<b>READ</b>	Read the  and  words from Activity 1.
	<b>WRITE</b>	<ol style="list-style-type: none"><li>1. Who something was wrong with Eva? _____ knew there was something wrong with Eva.</li><li>2. What did Timeo do? Timeo _____ Eva what was wrong.</li><li>3. What did Eva say? Eva said there were _____ at her school.</li><li>4. What were the bullies doing? The bullies were calling her _____.</li><li>5. What did Eva eat to feel better? Eva ate _____ to feel better.</li></ol>







## FRIDAY ACTIVITY 1

	<b>READ</b>	Read the  and  words again.
	<b>READ</b>	Read the story from Thursday Activity 1.






## FRIDAY ACTIVITY 2

	<b>READ</b>	Read the  and  words again.
	<b>WRITE</b>	Write the sentences in your book. Fix the mistakes. <ol style="list-style-type: none"><li>1. timeo knew there was something wrong</li><li>2. oh no you are not to blame</li></ol>



### MONDAY ACTIVITY 1



	<b>LOOK &amp; SAY</b>	ignore	bullies	how	your	today
	<b>SOUND OUT</b>	slap	slam	slim	slip	
		play	way	pay	crayon	
	<b>READ</b>	I will. I will draw. I will draw with my crayon. I will draw with my crayon today. Is it good? Is it good to draw? Is it good to draw with my crayon today? How? How will I draw? I will draw and play. I will draw and play today. I will draw and play today with you. Will you draw? Will you draw and play? Will you draw and play with me today?				
	<b>WRITE</b>	Write the  and  words in your dictionary.				

### MONDAY ACTIVITY 2





	<b>READ</b>	Read the  and  words from Activity 1.				
	<b>READ</b>	Did you hear? Did you hear that? Did you hear that slam? Did you hear that door slam? This way! This is the way. This is the way to the door. I knew. I knew the door would slam. I knew the door would slam this way. Did you? Did you know how? Did you know how the door would slam? We should go play. We should go play this way.				
	<b>WRITE</b>	Write a <b>sentence</b> with: ignore Write a <b>question</b> with: how				

### TUESDAY ACTIVITY 1





	<b>LOOK &amp; SAY</b>	ignore	bullies	how	your	today
	<b>SOUND OUT</b>	bleed	bloom	blush	black	
		block	blink	blow	blue	

	<b>READ</b>	I will blush. I will blush and blink. I will blush and blink today. Are they blue? Are my cheeks blue? Are my cheeks blue or black? Are my cheeks blue or black when I blush? No! my cheeks are red. My cheeks are red when I blush. How do your cheeks look? How do your cheeks look when you blush? Oh no! I didn't see. I blinked.
	<b>WRITE</b>	<ol style="list-style-type: none"> <li>1. What will I do today? I will _____ and _____ today.</li> <li>2. What colour are my cheeks when I blush? My cheeks are _____ when I blush.</li> </ol>

## TUESDAY ACTIVITY 2







	<b>READ</b>	Read the  and  words from Activity 1.
	<b>WRITE</b>	Write a sentence with: bloom Write a question with: blow

## WEDNESDAY ACTIVITY 1





	<b>LOOK &amp; SAY</b>	ignore	bullies	how	your	today
	<b>SOUND OUT</b>	cake	bake	take	name	
	<b>READ</b>	I want to. I want to bake. I want to bake a cake. I want to bake a cake today. Do you? Do you want to bake? Do you want to bake a cake? Do you want to bake a cake today? We will bake a cake. We will bake a cake that is the same. We will take the cake. We will take the cake today. We will take the cake to school today.				
	<b>WRITE</b>	<ol style="list-style-type: none"> <li>1. What did I want to do today? I want to _____ a cake today.</li> <li>2. Where will we take the cake? We will take the cake to _____.</li> </ol>				







## WEDNESDAY ACTIVITY 2

	<b>READ</b>	Read the  and  words from Activity 1.
	<b>WRITE</b>	Write the  and  words in your dictionary. Write a <b>sentence</b> with: blame Write a <b>question</b> with: name





## THURSDAY ACTIVITY 1

	<b>LOOK &amp; SAY</b>	ignore	bullies	how	your	today
	<b>SOUND OUT</b>	blush	block	blame	black	
		cake	bake	take	name	
	<b>READ</b>	<p>Timeo knew. Timeo knew there was something wrong. He knew there was something wrong with Eva. He asked her what was wrong. Eva said there were bullies. There were bullies at her school that were calling her names. They made her blush. Oh no! You are not to blame! He told her to ignore them and block out her mind. Have some cake! You will feel better!</p> 				





## THURSDAY ACTIVITY 2

	<b>READ</b>	Read the  and  words from Activity 1.
	<b>WRITE</b>	<ol style="list-style-type: none"><li>1. Who something was wrong with Eva? _____ knew there was something wrong with Eva.</li><li>2. What did Timeo do? Timeo _____ Eva what was wrong.</li><li>3. What did Eva say? Eva said there were _____ at her school.</li><li>4. What were the bullies doing? The bullies were calling her _____.</li><li>5. What did Eva eat to feel better? Eva ate _____ to feel better.</li></ol>







## FRIDAY ACTIVITY 1

	<b>READ</b>	Read the  and  words again.
	<b>READ</b>	Read the story from Thursday Activity 1.






## FRIDAY ACTIVITY 2

	<b>READ</b>	Read the  and  words again.
	<b>WRITE</b>	Write the sentences in your book. Fix the mistakes. <ol style="list-style-type: none"><li>1. timeo knew there was something wrong</li><li>2. oh no you are not to blame</li></ol>



### MONDAY ACTIVITY 1



	<b>LOOK &amp; SAY</b>	ignore	bullies	how	your	today
	<b>SOUND OUT</b>	slap	slam	slim	slip	
		play	way	pay	crayon	
	<b>READ</b>	I will. I will draw. I will draw with my crayon. I will draw with my crayon today. Is it good? Is it good to draw? Is it good to draw with my crayon today? How? How will I draw? I will draw and play. I will draw and play today. I will draw and play today with you. Will you draw? Will you draw and play? Will you draw and play with me today?				
	<b>WRITE</b>	Write the  and  words in your dictionary.				

### MONDAY ACTIVITY 2





	<b>READ</b>	Read the  and  words from Activity 1.				
	<b>READ</b>	Did you hear? Did you hear that? Did you hear that slam? Did you hear that door slam? This way! This is the way. This is the way to the door. I knew. I knew the door would slam. I knew the door would slam this way. Did you? Did you know how? Did you know how the door would slam? We should go play. We should go play this way.				
	<b>WRITE</b>	Write a <b>sentence</b> with: ignore Write a <b>question</b> with: how				

### TUESDAY ACTIVITY 1





	<b>LOOK &amp; SAY</b>	ignore	bullies	how	your	today
	<b>SOUND OUT</b>	bleed	bloom	blush	black	
		block	blink	blow	blue	

	<b>READ</b>	I will blush. I will blush and blink. I will blush and blink today. Are they blue? Are my cheeks blue? Are my cheeks blue or black? Are my cheeks blue or black when I blush? No! my cheeks are red. My cheeks are red when I blush. How do your cheeks look? How do your cheeks look when you blush? Oh no! I didn't see. I blinked.
	<b>WRITE</b>	<ol style="list-style-type: none"> <li>1. What will I do today? I will _____ and _____ today.</li> <li>2. What colour are my cheeks when I blush? My cheeks are _____ when I blush.</li> </ol>







## TUESDAY ACTIVITY 2

	<b>READ</b>	Read the  and  words from Activity 1.
	<b>WRITE</b>	Write a sentence with: bloom Write a question with: blow





## WEDNESDAY ACTIVITY 1

	<b>LOOK &amp; SAY</b>	ignore	bullies	how	your	today
	<b>SOUND OUT</b>	cake	bake	take	name	
	<b>READ</b>	I want to. I want to bake. I want to bake a cake. I want to bake a cake today. Do you? Do you want to bake? Do you want to bake a cake? Do you want to bake a cake today? We will bake a cake. We will bake a cake that is the same. We will take the cake. We will take the cake today. We will take the cake to school today.				
	<b>WRITE</b>	<ol style="list-style-type: none"> <li>1. What did I want to do today? I want to _____ a cake today.</li> <li>2. Where will we take the cake? We will take the cake to _____.</li> </ol>				





## WEDNESDAY ACTIVITY 2

	<b>READ</b>	Read the  and  words from Activity 1.
	<b>WRITE</b>	Write the  and  words in your dictionary. Write a <b>sentence</b> with: blame Write a <b>question</b> with: name





## THURSDAY ACTIVITY 1

	<b>LOOK &amp; SAY</b>	ignore	bullies	how	your	today
	<b>SOUND OUT</b>	blush	block	blame	black	
		cake	bake	take	name	
	<b>READ</b>	<p>Timeo knew. Timeo knew there was something wrong. He knew there was something wrong with Eva. He asked her what was wrong. Eva said there were bullies. There were bullies at her school that were calling her names. They made her blush. Oh no! You are not to blame! He told her to ignore them and block out her mind. Have some cake! You will feel better!</p> 				





## THURSDAY ACTIVITY 2

	<b>READ</b>	Read the  and  words from Activity 1.
	<b>WRITE</b>	<ol style="list-style-type: none"><li>1. Who something was wrong with Eva? _____ knew there was something wrong with Eva.</li><li>2. What did Timeo do? Timeo _____ Eva what was wrong.</li><li>3. What did Eva say? Eva said there were _____ at her school.</li><li>4. What were the bullies doing? The bullies were calling her _____.</li><li>5. What did Eva eat to feel better? Eva ate _____ to feel better.</li></ol>







## FRIDAY ACTIVITY 1

	<b>READ</b>	Read the  and  words again.
	<b>READ</b>	Read the story from Thursday Activity 1.






## FRIDAY ACTIVITY 2

	<b>READ</b>	Read the  and  words again.
	<b>WRITE</b>	Write the sentences in your book. Fix the mistakes. <ol style="list-style-type: none"><li>1. timeo knew there was something wrong</li><li>2. oh no you are not to blame</li></ol>



### MONDAY ACTIVITY 1

	<b>LOOK &amp; SAY</b>	ignore	bullies	how	your	today
	<b>SOUND OUT</b>	slap	slam	slim	slip	
		play	way	pay	crayon	
	<b>READ</b>	I will. I will draw. I will draw with my crayon. I will draw with my crayon today. Is it good? Is it good to draw? Is it good to draw with my crayon today? How? How will I draw? I will draw and play. I will draw and play today. I will draw and play today with you. Will you draw? Will you draw and play? Will you draw and play with me today?				
	<b>WRITE</b>	Write the  and  words in your dictionary.				



### MONDAY ACTIVITY 2

	<b>READ</b>	Read the  and  words from Activity 1.				
	<b>READ</b>	Did you hear? Did you hear that? Did you hear that slam? Did you hear that door slam? This way! This is the way. This is the way to the door. I knew. I knew the door would slam. I knew the door would slam this way. Did you? Did you know how? Did you know how the door would slam? We should go play. We should go play this way.				
	<b>WRITE</b>	Write a <b>sentence</b> with: ignore Write a <b>question</b> with: how				





### TUESDAY ACTIVITY 1

	<b>LOOK &amp; SAY</b>	ignore	bullies	how	your	today
	<b>SOUND OUT</b>	bleed	bloom	blush	black	
		block	blink	blow	blue	







	<b>READ</b>	I will blush. I will blush and blink. I will blush and blink today. Are they blue? Are my cheeks blue? Are my cheeks blue or black? Are my cheeks blue or black when I blush? No! my cheeks are red. My cheeks are red when I blush. How do your cheeks look? How do your cheeks look when you blush? Oh no! I didn't see. I blinked.
	<b>WRITE</b>	<ol style="list-style-type: none"> <li>1. What will I do today? I will _____ and _____ today.</li> <li>2. What colour are my cheeks when I blush? My cheeks are _____ when I blush.</li> </ol>







## TUESDAY ACTIVITY 2

	<b>READ</b>	Read the  and  words from Activity 1.
	<b>WRITE</b>	Write a sentence with: bloom Write a question with: blow





## WEDNESDAY ACTIVITY 1

	<b>LOOK &amp; SAY</b>	ignore	bullies	how	your	today
	<b>SOUND OUT</b>	cake	bake	take	name	
	<b>READ</b>	I want to. I want to bake. I want to bake a cake. I want to bake a cake today. Do you? Do you want to bake? Do you want to bake a cake? Do you want to bake a cake today? We will bake a cake. We will bake a cake that is the same. We will take the cake. We will take the cake today. We will take the cake to school today.				
	<b>WRITE</b>	<ol style="list-style-type: none"> <li>1. What did I want to do today? I want to _____ a cake today.</li> <li>2. Where will we take the cake? We will take the cake to _____.</li> </ol>				





## WEDNESDAY ACTIVITY 2

	<b>READ</b>	Read the  and  words from Activity 1.
	<b>WRITE</b>	Write the  and  words in your dictionary. Write a <b>sentence</b> with: blame Write a <b>question</b> with: name





## THURSDAY ACTIVITY 1

	<b>LOOK &amp; SAY</b>	ignore	bullies	how	your	today
	<b>SOUND OUT</b>	blush	block	blame	black	
		cake	bake	take	name	
	<b>READ</b>	<p>Timeo knew. Timeo knew there was something wrong. He knew there was something wrong with Eva. He asked her what was wrong. Eva said there were bullies. There were bullies at her school that were calling her names. They made her blush. Oh no! You are not to blame! He told her to ignore them and block out her mind. Have some cake! You will feel better!</p> 				





## THURSDAY ACTIVITY 2

	<b>READ</b>	Read the  and  words from Activity 1.
	<b>WRITE</b>	<ol style="list-style-type: none"><li>1. Who something was wrong with Eva? _____ knew there was something wrong with Eva.</li><li>2. What did Timeo do? Timeo _____ Eva what was wrong.</li><li>3. What did Eva say? Eva said there were _____ at her school.</li><li>4. What were the bullies doing? The bullies were calling her _____.</li><li>5. What did Eva eat to feel better? Eva ate _____ to feel better.</li></ol>







## FRIDAY ACTIVITY 1

	<b>READ</b>	Read the  and  words again.
	<b>READ</b>	Read the story from Thursday Activity 1.






## FRIDAY ACTIVITY 2

	<b>READ</b>	Read the  and  words again.
	<b>WRITE</b>	Write the sentences in your book. Fix the mistakes. <ol style="list-style-type: none"><li>1. timeo knew there was something wrong</li><li>2. oh no you are not to blame</li></ol>



### MONDAY ACTIVITY 1



	<b>LOOK &amp; SAY</b>	ignore	bullies	how	your	today
	<b>SOUND OUT</b>	slap	slam	slim	slip	
		play	way	pay	crayon	
	<b>READ</b>	I will. I will draw. I will draw with my crayon. I will draw with my crayon today. Is it good? Is it good to draw? Is it good to draw with my crayon today? How? How will I draw? I will draw and play. I will draw and play today. I will draw and play today with you. Will you draw? Will you draw and play? Will you draw and play with me today?				
	<b>WRITE</b>	Write the  and  words in your dictionary.				

### MONDAY ACTIVITY 2





	<b>READ</b>	Read the  and  words from Activity 1.				
	<b>READ</b>	Did you hear? Did you hear that? Did you hear that slam? Did you hear that door slam? This way! This is the way. This is the way to the door. I knew. I knew the door would slam. I knew the door would slam this way. Did you? Did you know how? Did you know how the door would slam? We should go play. We should go play this way.				
	<b>WRITE</b>	Write a <b>sentence</b> with: ignore Write a <b>question</b> with: how				

### TUESDAY ACTIVITY 1





	<b>LOOK &amp; SAY</b>	ignore	bullies	how	your	today
	<b>SOUND OUT</b>	bleed	bloom	blush	black	
		block	blink	blow	blue	

	<b>READ</b>	I will blush. I will blush and blink. I will blush and blink today. Are they blue? Are my cheeks blue? Are my cheeks blue or black? Are my cheeks blue or black when I blush? No! my cheeks are red. My cheeks are red when I blush. How do your cheeks look? How do your cheeks look when you blush? Oh no! I didn't see. I blinked.
	<b>WRITE</b>	<ol style="list-style-type: none"> <li>1. What will I do today? I will _____ and _____ today.</li> <li>2. What colour are my cheeks when I blush? My cheeks are _____ when I blush.</li> </ol>







## TUESDAY ACTIVITY 2

	<b>READ</b>	Read the  and  words from Activity 1.
	<b>WRITE</b>	Write a sentence with: bloom Write a question with: blow





## WEDNESDAY ACTIVITY 1

	<b>LOOK &amp; SAY</b>	ignore	bullies	how	your	today
	<b>SOUND OUT</b>	cake	bake	take	name	
	<b>READ</b>	I want to. I want to bake. I want to bake a cake. I want to bake a cake today. Do you? Do you want to bake? Do you want to bake a cake? Do you want to bake a cake today? We will bake a cake. We will bake a cake that is the same. We will take the cake. We will take the cake today. We will take the cake to school today.				
	<b>WRITE</b>	<ol style="list-style-type: none"> <li>1. What did I want to do today? I want to _____ a cake today.</li> <li>2. Where will we take the cake? We will take the cake to _____.</li> </ol>				





## WEDNESDAY ACTIVITY 2

	<b>READ</b>	Read the  and  words from Activity 1.
	<b>WRITE</b>	Write the  and  words in your dictionary. Write a <b>sentence</b> with: blame Write a <b>question</b> with: name





## THURSDAY ACTIVITY 1

	<b>LOOK &amp; SAY</b>	ignore	bullies	how	your	today
	<b>SOUND OUT</b>	blush	block	blame	black	
		cake	bake	take	name	
	<b>READ</b>	<p>Timeo knew. Timeo knew there was something wrong. He knew there was something wrong with Eva. He asked her what was wrong. Eva said there were bullies. There were bullies at her school that were calling her names. They made her blush. Oh no! You are not to blame! He told her to ignore them and block out her mind. Have some cake! You will feel better!</p> 				





## THURSDAY ACTIVITY 2

	<b>READ</b>	Read the  and  words from Activity 1.
	<b>WRITE</b>	<ol style="list-style-type: none"><li>1. Who something was wrong with Eva? _____ knew there was something wrong with Eva.</li><li>2. What did Timeo do? Timeo _____ Eva what was wrong.</li><li>3. What did Eva say? Eva said there were _____ at her school.</li><li>4. What were the bullies doing? The bullies were calling her _____.</li><li>5. What did Eva eat to feel better? Eva ate _____ to feel better.</li></ol>

## FRIDAY ACTIVITY 1







	<b>READ</b>	Read the  and  words again.
	<b>READ</b>	Read the story from Thursday Activity 1.

## FRIDAY ACTIVITY 2






	<b>READ</b>	Read the  and  words again.
	<b>WRITE</b>	Write the sentences in your book. Fix the mistakes. <ol style="list-style-type: none"><li>1. timeo knew there was something wrong</li><li>2. oh no you are not to blame</li></ol>





### MONDAY ACTIVITY 1



	<b>LOOK &amp; SAY</b>	write	diary	secrets	calm	hide
	<b>SOUND OUT</b>	bloom	blush	black	block	
		same	bake	take	cake	
	<b>READ</b>	Where is my cake? Where is my cake that I made? Did you take my cake? Did you take the cake that I made? It took me a long time. It took me a long time to bake. It took me a long time to bake that cake. Oh! Here is my cake. Here is the cake that I baked. You did not hide my cake. You did not hide the cake that I baked.				
	<b>WRITE</b>	Write the  and  words in your dictionary.				

### MONDAY ACTIVITY 2





	<b>READ</b>	Read the  and  words from Activity 1.				
	<b>READ</b>	Is it wrong? Is it wrong to write? Is it wrong to write secrets? Is it wrong to write secrets in my diary? It is not wrong. It is not wrong to write secrets in my diary. They will not make me blush. They are the same. They are the same as your secrets. Come and take a look. Come and take a look at my diary.				
	<b>WRITE</b>	Write a <b>sentence</b> with: bake Write a <b>question</b> with: hide				

### TUESDAY ACTIVITY 1





	<b>LOOK &amp; SAY</b>	write	diary	secrets	calm	hide
	<b>SOUND OUT</b>	when	which	wheel	whale	
		whip	whiskers			

	<b>READ</b>	<p>I know. I know where the cat is. I know where the cat hides. I can see his whiskers. I can see the cat's whiskers. I can see the cat's whiskers behind the wheel. Which way did he go? Which way did the cat go? I will find him. I will find the cat. I will find the cat when I know which way he went. Will you help me? Will you help me find the cat?</p>
	<b>WRITE</b>	<ol style="list-style-type: none"> <li>Where is the cat? The cat is behind the _____.</li> <li>What can I see? I can see the cat's _____.</li> </ol>







**TUESDAY ACTIVITY 2**

	<b>READ</b>	Read the  and  words from Activity 1.
	<b>WRITE</b>	Write a sentence with: whale Write a question with: which





**WEDNESDAY ACTIVITY 1**

	<b>LOOK &amp; SAY</b>	write	diary	secrets	calm	hide
	<b>SOUND OUT</b>	my	try	why	dry	
	<b>READ</b>	<p>I will try. I will try not to be shy. Why must I try? Why must I try not to be shy? My mom says I must try. My mom says I must try not to be shy. I will dream. I will dream I can fly. I will dream I can fly and then I will not be so shy. Are you shy? Will you try not to be shy?</p>				
	<b>WRITE</b>	<ol style="list-style-type: none"> <li>What must I try not to be? I must try not to be _____.</li> <li>Who says I must try not to be shy? My _____ says I must try not to be shy.</li> </ol>				





## WEDNESDAY ACTIVITY 2

	<b>READ</b>	Read the  and  words from Activity 1.
	<b>WRITE</b>	Write the  and  words in your dictionary. Write a <b>sentence</b> with: dry Write a <b>question</b> with: why





## THURSDAY ACTIVITY 1

	<b>LOOK &amp; SAY</b>	write	diary	secrets	calm	hide
	<b>SOUND OUT</b>	my	try	why	dry	
	<b>READ</b>	<p>Mandu wrote. Mandu wrote in her diary. She wrote in her diary when she was calm. She did not want anyone to read it. "This is my secret diary," thought Mandu. Someone read her diary. Someone read her diary when she was out. "Oh no!" thought Mandu. Which person read my diary? Why would they read it? Mandu tried to find out. When she saw her dog. Her dog was reading her diary!</p> 				





## THURSDAY ACTIVITY 2

	<b>READ</b>	Read the  and  words from Activity 1.
	<b>WRITE</b>	<ol style="list-style-type: none"><li>Who wrote? _____ wrote.</li><li>Where did Mandu write? Mandu wrote in her _____.</li><li>Did Mandu want anyone to read her diary? Yes/No, mandu did/did not want anyone to read her diary.</li><li>Who read Mandu's diary? Mandu's _____ read her diary.</li><li>Would you want anyone to read your diary? Yes/no, I would/would not want anyone to read my diary _____.</li></ol>







## FRIDAY ACTIVITY 1

	<b>READ</b>	Read the  and  words again.
	<b>READ</b>	Read the story from Thursday Activity 1.






## FRIDAY ACTIVITY 2

	<b>READ</b>	Read the  and  words again.
	<b>WRITE</b>	Write the sentences in your book. Fix the mistakes. <ol style="list-style-type: none"><li>mandu wrote in her diary</li><li>which person read my diary</li><li>her dog was reading her diary</li></ol>



### MONDAY ACTIVITY 1



	<b>LOOK &amp; SAY</b>	write	diary	secrets	calm	hide
	<b>SOUND OUT</b>	bloom	blush	black	block	
		same	bake	take	cake	
	<b>READ</b>	Where is my cake? Where is my cake that I made? Did you take my cake? Did you take the cake that I made? It took me a long time. It took me a long time to bake. It took me a long time to bake that cake. Oh! Here is my cake. Here is the cake that I baked. You did not hide my cake. You did not hide the cake that I baked.				
	<b>WRITE</b>	Write the  and  words in your dictionary.				

### MONDAY ACTIVITY 2





	<b>READ</b>	Read the  and  words from Activity 1.				
	<b>READ</b>	Is it wrong? Is it wrong to write? Is it wrong to write secrets? Is it wrong to write secrets in my diary? It is not wrong. It is not wrong to write secrets in my diary. They will not make me blush. They are the same. They are the same as your secrets. Come and take a look. Come and take a look at my diary.				
	<b>WRITE</b>	Write a <b>sentence</b> with: bake Write a <b>question</b> with: hide				

### TUESDAY ACTIVITY 1





	<b>LOOK &amp; SAY</b>	write	diary	secrets	calm	hide
	<b>SOUND OUT</b>	when	which	wheel	whale	
		whip	whiskers			

	<b>READ</b>	<p>I know. I know where the cat is. I know where the cat hides. I can see his whiskers. I can see the cat's whiskers. I can see the cat's whiskers behind the wheel. Which way did he go? Which way did the cat go? I will find him. I will find the cat. I will find the cat when I know which way he went. Will you help me? Will you help me find the cat?</p>
	<b>WRITE</b>	<ol style="list-style-type: none"> <li>Where is the cat? The cat is behind the _____.</li> <li>What can I see? I can see the cat's _____.</li> </ol>

## TUESDAY ACTIVITY 2







	<b>READ</b>	<p>Read the  and  words from Activity 1.</p>
	<b>WRITE</b>	<p>Write a sentence with: whale Write a question with: which</p>

## WEDNESDAY ACTIVITY 1





	<b>LOOK &amp; SAY</b>	write	diary	secrets	calm	hide
	<b>SOUND OUT</b>	my	try	why	dry	
	<b>READ</b>	<p>I will try. I will try not to be shy. Why must I try? Why must I try not to be shy? My mom says I must try. My mom says I must try not to be shy. I will dream. I will dream I can fly. I will dream I can fly and then I will not be so shy. Are you shy? Will you try not to be shy?</p>				
	<b>WRITE</b>	<ol style="list-style-type: none"> <li>What must I try not to be? I must try not to be _____.</li> <li>Who says I must try not to be shy? My _____ says I must try not to be shy.</li> </ol>				



## WEDNESDAY ACTIVITY 2





	<b>READ</b>	Read the  and  words from Activity 1.
	<b>WRITE</b>	Write the  and  words in your dictionary. Write a <b>sentence</b> with: dry Write a <b>question</b> with: why

## THURSDAY ACTIVITY 1





	<b>LOOK &amp; SAY</b>	write	diary	secrets	calm	hide
	<b>SOUND OUT</b>	my	try	why	dry	
	<b>READ</b>	when	which	wheel	whale	
		<p>Mandu wrote. Mandu wrote in her diary. She wrote in her diary when she was calm. She did not want anyone to read it. "This is my secret diary," thought Mandu. Someone read her diary. Someone read her diary when she was out. "Oh no!" thought Mandu. Which person read my diary? Why would they read it? Mandu tried to find out. When she saw her dog. Her dog was reading her diary!</p> 				







## THURSDAY ACTIVITY 2

	<b>READ</b>	Read the  and  words from Activity 1.
	<b>WRITE</b>	<ol style="list-style-type: none"><li>Who wrote? _____ wrote.</li><li>Where did Mandu write? Mandu wrote in her _____.</li><li>Did Mandu want anyone to read her diary? Yes/No, mandu did/did not want anyone to read her diary.</li><li>Who read Mandu's diary? Mandu's _____ read her diary.</li><li>Would you want anyone to read your diary? Yes/no, I would/would not want anyone to read my diary _____.</li></ol>







## FRIDAY ACTIVITY 1

	<b>READ</b>	Read the  and  words again.
	<b>READ</b>	Read the story from Thursday Activity 1.






## FRIDAY ACTIVITY 2

	<b>READ</b>	Read the  and  words again.
	<b>WRITE</b>	Write the sentences in your book. Fix the mistakes. <ol style="list-style-type: none"><li>mandu wrote in her diary</li><li>which person read my diary</li><li>her dog was reading her diary</li></ol>



## MONDAY ACTIVITY 1



	<b>LOOK &amp; SAY</b>	write	diary	secrets	calm	hide
	<b>SOUND OUT</b>	bloom	blush	black	block	
		same	bake	take	cake	
	<b>READ</b>	Where is my cake? Where is my cake that I made? Did you take my cake? Did you take the cake that I made? It took me a long time. It took me a long time to bake. It took me a long time to bake that cake. Oh! Here is my cake. Here is the cake that I baked. You did not hide my cake. You did not hide the cake that I baked.				
	<b>WRITE</b>	Write the  and  words in your dictionary.				

## MONDAY ACTIVITY 2





	<b>READ</b>	Read the  and  words from Activity 1.				
	<b>READ</b>	Is it wrong? Is it wrong to write? Is it wrong to write secrets? Is it wrong to write secrets in my diary? It is not wrong. It is not wrong to write secrets in my diary. They will not make me blush. They are the same. They are the same as your secrets. Come and take a look. Come and take a look at my diary.				
	<b>WRITE</b>	Write a sentence with: bake Write a question with: hide				

## TUESDAY ACTIVITY 1





	<b>LOOK &amp; SAY</b>	write	diary	secrets	calm	hide
	<b>SOUND OUT</b>	when	which	wheel	whale	
		whip	whiskers			

	<b>READ</b>	<p>I know. I know where the cat is. I know where the cat hides. I can see his whiskers. I can see the cat's whiskers. I can see the cat's whiskers behind the wheel. Which way did he go? Which way did the cat go? I will find him. I will find the cat. I will find the cat when I know which way he went. Will you help me? Will you help me find the cat?</p>
	<b>WRITE</b>	<ol style="list-style-type: none"> <li>Where is the cat? The cat is behind the _____.</li> <li>What can I see? I can see the cat's _____.</li> </ol>







## TUESDAY ACTIVITY 2

	<b>READ</b>	Read the  and  words from Activity 1.
	<b>WRITE</b>	Write a sentence with: whale Write a question with: which





## WEDNESDAY ACTIVITY 1

	<b>LOOK &amp; SAY</b>	write	diary	secrets	calm	hide
	<b>SOUND OUT</b>	my	try	why	dry	
	<b>READ</b>	<p>I will try. I will try not to be shy. Why must I try? Why must I try not to be shy? My mom says I must try. My mom says I must try not to be shy. I will dream. I will dream I can fly. I will dream I can fly and then I will not be so shy. Are you shy? Will you try not to be shy?</p>				
	<b>WRITE</b>	<ol style="list-style-type: none"> <li>What must I try not to be? I must try not to be _____.</li> <li>Who says I must try not to be shy? My _____ says I must try not to be shy.</li> </ol>				





## WEDNESDAY ACTIVITY 2

	<b>READ</b>	Read the  and  words from Activity 1.
	<b>WRITE</b>	Write the  and  words in your dictionary. Write a <b>sentence</b> with: dry Write a <b>question</b> with: why





## THURSDAY ACTIVITY 1

	<b>LOOK &amp; SAY</b>	write	diary	secrets	calm	hide
	<b>SOUND OUT</b>	my	try	why	dry	
	<b>READ</b>	when	which	wheel	whale	
		<p>Mandu wrote. Mandu wrote in her diary. She wrote in her diary when she was calm. She did not want anyone to read it. "This is my secret diary," thought Mandu. Someone read her diary. Someone read her diary when she was out. "Oh no!" thought Mandu. Which person read my diary? Why would they read it? Mandu tried to find out. When she saw her dog. Her dog was reading her diary!</p> 				





## THURSDAY ACTIVITY 2

	<b>READ</b>	Read the  and  words from Activity 1.
	<b>WRITE</b>	<ol style="list-style-type: none"><li>Who wrote? _____ wrote.</li><li>Where did Mandu write? Mandu wrote in her _____.</li><li>Did Mandu want anyone to read her diary? Yes/No, mandu did/did not want anyone to read her diary.</li><li>Who read Mandu's diary? Mandu's _____ read her diary.</li><li>Would you want anyone to read your diary? Yes/no, I would/would not want anyone to read my diary _____.</li></ol>







## FRIDAY ACTIVITY 1

	<b>READ</b>	Read the  and  words again.
	<b>READ</b>	Read the story from Thursday Activity 1.






## FRIDAY ACTIVITY 2

	<b>READ</b>	Read the  and  words again.
	<b>WRITE</b>	Write the sentences in your book. Fix the mistakes. <ol style="list-style-type: none"><li>mandu wrote in her diary</li><li>which person read my diary</li><li>her dog was reading her diary</li></ol>



## MONDAY ACTIVITY 1



	<b>LOOK &amp; SAY</b>	write	diary	secrets	calm	hide
	<b>SOUND OUT</b>	bloom	blush	black	block	
		same	bake	take	cake	
	<b>READ</b>	Where is my cake? Where is my cake that I made? Did you take my cake? Did you take the cake that I made? It took me a long time. It took me a long time to bake. It took me a long time to bake that cake. Oh! Here is my cake. Here is the cake that I baked. You did not hide my cake. You did not hide the cake that I baked.				
	<b>WRITE</b>	Write the  and  words in your dictionary.				

## MONDAY ACTIVITY 2





	<b>READ</b>	Read the  and  words from Activity 1.				
	<b>READ</b>	Is it wrong? Is it wrong to write? Is it wrong to write secrets? Is it wrong to write secrets in my diary? It is not wrong. It is not wrong to write secrets in my diary. They will not make me blush. They are the same. They are the same as your secrets. Come and take a look. Come and take a look at my diary.				
	<b>WRITE</b>	Write a sentence with: bake Write a question with: hide				

## TUESDAY ACTIVITY 1





	<b>LOOK &amp; SAY</b>	write	diary	secrets	calm	hide
	<b>SOUND OUT</b>	when	which	wheel	whale	
		whip	whiskers			

	<b>READ</b>	<p>I know. I know where the cat is. I know where the cat hides. I can see his whiskers. I can see the cat's whiskers. I can see the cat's whiskers behind the wheel. Which way did he go? Which way did the cat go? I will find him. I will find the cat. I will find the cat when I know which way he went. Will you help me? Will you help me find the cat?</p>
	<b>WRITE</b>	<ol style="list-style-type: none"> <li>Where is the cat? The cat is behind the _____.</li> <li>What can I see? I can see the cat's _____.</li> </ol>

## TUESDAY ACTIVITY 2







	<b>READ</b>	<p>Read the  and  words from Activity 1.</p>
	<b>WRITE</b>	<p>Write a sentence with: whale Write a question with: which</p>

## WEDNESDAY ACTIVITY 1





	<b>LOOK &amp; SAY</b>	write	diary	secrets	calm	hide
	<b>SOUND OUT</b>	my	try	why	dry	
	<b>READ</b>	<p>I will try. I will try not to be shy. Why must I try? Why must I try not to be shy? My mom says I must try. My mom says I must try not to be shy. I will dream. I will dream I can fly. I will dream I can fly and then I will not be so shy. Are you shy? Will you try not to be shy?</p>				
	<b>WRITE</b>	<ol style="list-style-type: none"> <li>What must I try not to be? I must try not to be _____.</li> <li>Who says I must try not to be shy? My _____ says I must try not to be shy.</li> </ol>				







## WEDNESDAY ACTIVITY 2

	<b>READ</b>	Read the  and  words from Activity 1.
	<b>WRITE</b>	Write the  and  words in your dictionary. Write a <b>sentence</b> with: dry Write a <b>question</b> with: why





## THURSDAY ACTIVITY 1

	<b>LOOK &amp; SAY</b>	write	diary	secrets	calm	hide
	<b>SOUND OUT</b>	my	try	why	dry	
	<b>READ</b>	when	which	wheel	whale	
		<p>Mandu wrote. Mandu wrote in her diary. She wrote in her diary when she was calm. She did not want anyone to read it. "This is my secret diary," thought Mandu. Someone read her diary. Someone read her diary when she was out. "Oh no!" thought Mandu. Which person read my diary? Why would they read it? Mandu tried to find out. When she saw her dog. Her dog was reading her diary!</p> 				





## THURSDAY ACTIVITY 2

	<b>READ</b>	Read the  and  words from Activity 1.
	<b>WRITE</b>	<ol style="list-style-type: none"><li>Who wrote? _____ wrote.</li><li>Where did Mandu write? Mandu wrote in her _____.</li><li>Did Mandu want anyone to read her diary? Yes/No, mandu did/did not want anyone to read her diary.</li><li>Who read Mandu's diary? Mandu's _____ read her diary.</li><li>Would you want anyone to read your diary? Yes/no, I would/would not want anyone to read my diary _____.</li></ol>







## FRIDAY ACTIVITY 1

	<b>READ</b>	Read the  and  words again.
	<b>READ</b>	Read the story from Thursday Activity 1.






## FRIDAY ACTIVITY 2

	<b>READ</b>	Read the  and  words again.
	<b>WRITE</b>	Write the sentences in your book. Fix the mistakes. <ol style="list-style-type: none"><li>mandu wrote in her diary</li><li>which person read my diary</li><li>her dog was reading her diary</li></ol>



### MONDAY ACTIVITY 1



	<b>LOOK &amp; SAY</b>	write	diary	secrets	calm	hide
	<b>SOUND OUT</b>	bloom	blush	black	block	
		same	bake	take	cake	
	<b>READ</b>	Where is my cake? Where is my cake that I made? Did you take my cake? Did you take the cake that I made? It took me a long time. It took me a long time to bake. It took me a long time to bake that cake. Oh! Here is my cake. Here is the cake that I baked. You did not hide my cake. You did not hide the cake that I baked.				
	<b>WRITE</b>	Write the  and  words in your dictionary.				

### MONDAY ACTIVITY 2





	<b>READ</b>	Read the  and  words from Activity 1.				
	<b>READ</b>	Is it wrong? Is it wrong to write? Is it wrong to write secrets? Is it wrong to write secrets in my diary? It is not wrong. It is not wrong to write secrets in my diary. They will not make me blush. They are the same. They are the same as your secrets. Come and take a look. Come and take a look at my diary.				
	<b>WRITE</b>	Write a <b>sentence</b> with: bake Write a <b>question</b> with: hide				

### TUESDAY ACTIVITY 1





	<b>LOOK &amp; SAY</b>	write	diary	secrets	calm	hide
	<b>SOUND OUT</b>	when	which	wheel	whale	
		whip	whiskers			

	<b>READ</b>	<p>I know. I know where the cat is. I know where the cat hides. I can see his whiskers. I can see the cat's whiskers. I can see the cat's whiskers behind the wheel. Which way did he go? Which way did the cat go? I will find him. I will find the cat. I will find the cat when I know which way he went. Will you help me? Will you help me find the cat?</p>
	<b>WRITE</b>	<ol style="list-style-type: none"> <li>Where is the cat? The cat is behind the _____.</li> <li>What can I see? I can see the cat's _____.</li> </ol>

## TUESDAY ACTIVITY 2

	<b>READ</b>	Read the  and  words from Activity 1.
	<b>WRITE</b>	Write a sentence with: whale Write a question with: which

## WEDNESDAY ACTIVITY 1

	<b>LOOK &amp; SAY</b>	write	diary	secrets	calm	hide
	<b>SOUND OUT</b>	my	try	why	dry	
	<b>READ</b>	<p>I will try. I will try not to be shy. Why must I try? Why must I try not to be shy? My mom says I must try. My mom says I must try not to be shy. I will dream. I will dream I can fly. I will dream I can fly and then I will not be so shy. Are you shy? Will you try not to be shy?</p>				
	<b>WRITE</b>	<ol style="list-style-type: none"> <li>What must I try not to be? I must try not to be _____.</li> <li>Who says I must try not to be shy? My _____ says I must try not to be shy.</li> </ol>				

## WEDNESDAY ACTIVITY 2



**READ**

Read the  and  words from Activity 1.



**WRITE**

Write the  and  words in your dictionary.

Write a **sentence** with: dry

Write a **question** with: why

## THURSDAY ACTIVITY 1



**LOOK  
& SAY**

write

diary

secrets

calm

hide



**SOUND  
OUT**

my

try

why

dry

when

which

wheel

whale







**READ**





Mandu wrote. Mandu wrote in her diary. She wrote in her diary when she was calm. She did not want anyone to read it. "This is my secret diary," thought Mandu. Someone read her diary. Someone read her diary when she was out. "Oh no!" thought Mandu. Which person read my diary? Why would they read it? Mandu tried to find out. When she saw her dog. Her dog was reading her diary!







## THURSDAY ACTIVITY 2

	<b>READ</b>	Read the  and  words from Activity 1.
	<b>WRITE</b>	<ol style="list-style-type: none"><li>Who wrote? _____ wrote.</li><li>Where did Mandu write? Mandu wrote in her _____.</li><li>Did Mandu want anyone to read her diary? Yes/No, mandu did/did not want anyone to read her diary.</li><li>Who read Mandu's diary? Mandu's _____ read her diary.</li><li>Would you want anyone to read your diary? Yes/no, I would/would not want anyone to read my diary _____.</li></ol>

## FRIDAY ACTIVITY 1







	<b>READ</b>	Read the  and  words again.
	<b>READ</b>	Read the story from Thursday Activity 1.

## FRIDAY ACTIVITY 2






	<b>READ</b>	Read the  and  words again.
	<b>WRITE</b>	Write the sentences in your book. Fix the mistakes. <ol style="list-style-type: none"><li>mandu wrote in her diary</li><li>which person read my diary</li><li>her dog was reading her diary</li></ol>





## MONDAY ACTIVITY 1

	<b>LOOK &amp; SAY</b>	write	diary	secrets	calm	hide
	<b>SOUND OUT</b>	bloom	blush	black	block	
		same	bake	take	cake	
	<b>READ</b>	Where is my cake? Where is my cake that I made? Did you take my cake? Did you take the cake that I made? It took me a long time. It took me a long time to bake. It took me a long time to bake that cake. Oh! Here is my cake. Here is the cake that I baked. You did not hide my cake. You did not hide the cake that I baked.				
	<b>WRITE</b>	Write the  and  words in your dictionary.				



## MONDAY ACTIVITY 2

	<b>READ</b>	Read the  and  words from Activity 1.				
	<b>READ</b>	Is it wrong? Is it wrong to write? Is it wrong to write secrets? Is it wrong to write secrets in my diary? It is not wrong. It is not wrong to write secrets in my diary. They will not make me blush. They are the same. They are the same as your secrets. Come and take a look. Come and take a look at my diary.				
	<b>WRITE</b>	Write a <b>sentence</b> with: bake Write a <b>question</b> with: hide				





## TUESDAY ACTIVITY 1

	<b>LOOK &amp; SAY</b>	write	diary	secrets	calm	hide
	<b>SOUND OUT</b>	when	which	wheel	whale	
		whip	whiskers			







	<b>READ</b>	<p>I know. I know where the cat is. I know where the cat hides. I can see his whiskers. I can see the cat's whiskers. I can see the cat's whiskers behind the wheel. Which way did he go? Which way did the cat go? I will find him. I will find the cat. I will find the cat when I know which way he went. Will you help me? Will you help me find the cat?</p>
	<b>WRITE</b>	<ol style="list-style-type: none"> <li>Where is the cat? The cat is behind the _____.</li> <li>What can I see? I can see the cat's _____.</li> </ol>







**TUESDAY ACTIVITY 2**

	<b>READ</b>	Read the  and  words from Activity 1.
	<b>WRITE</b>	Write a sentence with: whale Write a question with: which





**WEDNESDAY ACTIVITY 1**

	<b>LOOK &amp; SAY</b>	write	diary	secrets	calm	hide
	<b>SOUND OUT</b>	my	try	why	dry	
	<b>READ</b>	<p>I will try. I will try not to be shy. Why must I try? Why must I try not to be shy? My mom says I must try. My mom says I must try not to be shy. I will dream. I will dream I can fly. I will dream I can fly and then I will not be so shy. Are you shy? Will you try not to be shy?</p>				
	<b>WRITE</b>	<ol style="list-style-type: none"> <li>What must I try not to be? I must try not to be _____.</li> <li>Who says I must try not to be shy? My _____ says I must try not to be shy.</li> </ol>				





## WEDNESDAY ACTIVITY 2

	<b>READ</b>	Read the  and  words from Activity 1.
	<b>WRITE</b>	Write the  and  words in your dictionary. Write a <b>sentence</b> with: dry Write a <b>question</b> with: why





## THURSDAY ACTIVITY 1

	<b>LOOK &amp; SAY</b>	write	diary	secrets	calm	hide
	<b>SOUND OUT</b>	my	try	why	dry	
	<b>READ</b>	when	which	wheel	whale	
		<p>Mandu wrote. Mandu wrote in her diary. She wrote in her diary when she was calm. She did not want anyone to read it. "This is my secret diary," thought Mandu. Someone read her diary. Someone read her diary when she was out. "Oh no!" thought Mandu. Which person read my diary? Why would they read it? Mandu tried to find out. When she saw her dog. Her dog was reading her diary!</p> 				





## THURSDAY ACTIVITY 2

	<b>READ</b>	Read the  and  words from Activity 1.
	<b>WRITE</b>	<ol style="list-style-type: none"><li>Who wrote? _____ wrote.</li><li>Where did Mandu write? Mandu wrote in her _____.</li><li>Did Mandu want anyone to read her diary? Yes/No, mandu did/did not want anyone to read her diary.</li><li>Who read Mandu's diary? Mandu's _____ read her diary.</li><li>Would you want anyone to read your diary? Yes/no, I would/would not want anyone to read my diary _____.</li></ol>







## FRIDAY ACTIVITY 1

	<b>READ</b>	Read the  and  words again.
	<b>READ</b>	Read the story from Thursday Activity 1.






## FRIDAY ACTIVITY 2

	<b>READ</b>	Read the  and  words again.
	<b>WRITE</b>	Write the sentences in your book. Fix the mistakes. <ol style="list-style-type: none"><li>mandu wrote in her diary</li><li>which person read my diary</li><li>her dog was reading her diary</li></ol>



### MONDAY ACTIVITY 1



	<b>LOOK &amp; SAY</b>	write	diary	secrets	calm	hide
	<b>SOUND OUT</b>	bloom	blush	black	block	
		same	bake	take	cake	
	<b>READ</b>	Where is my cake? Where is my cake that I made? Did you take my cake? Did you take the cake that I made? It took me a long time. It took me a long time to bake. It took me a long time to bake that cake. Oh! Here is my cake. Here is the cake that I baked. You did not hide my cake. You did not hide the cake that I baked.				
	<b>WRITE</b>	Write the  and  words in your dictionary.				

### MONDAY ACTIVITY 2





	<b>READ</b>	Read the  and  words from Activity 1.				
	<b>READ</b>	Is it wrong? Is it wrong to write? Is it wrong to write secrets? Is it wrong to write secrets in my diary? It is not wrong. It is not wrong to write secrets in my diary. They will not make me blush. They are the same. They are the same as your secrets. Come and take a look. Come and take a look at my diary.				
	<b>WRITE</b>	Write a <b>sentence</b> with: bake Write a <b>question</b> with: hide				

### TUESDAY ACTIVITY 1





	<b>LOOK &amp; SAY</b>	write	diary	secrets	calm	hide
	<b>SOUND OUT</b>	when	which	wheel	whale	
		whip	whiskers			

	<b>READ</b>	<p>I know. I know where the cat is. I know where the cat hides. I can see his whiskers. I can see the cat's whiskers. I can see the cat's whiskers behind the wheel. Which way did he go? Which way did the cat go? I will find him. I will find the cat. I will find the cat when I know which way he went. Will you help me? Will you help me find the cat?</p>
	<b>WRITE</b>	<ol style="list-style-type: none"> <li>Where is the cat? The cat is behind the _____.</li> <li>What can I see? I can see the cat's _____.</li> </ol>

## TUESDAY ACTIVITY 2







	<b>READ</b>	Read the  and  words from Activity 1.
	<b>WRITE</b>	Write a sentence with: whale Write a question with: which

## WEDNESDAY ACTIVITY 1




	<b>LOOK &amp; SAY</b>	write	diary	secrets	calm	hide
	<b>SOUND OUT</b>	my	try	why	dry	
	<b>READ</b>	<p>I will try. I will try not to be shy. Why must I try? Why must I try not to be shy? My mom says I must try. My mom says I must try not to be shy. I will dream. I will dream I can fly. I will dream I can fly and then I will not be so shy. Are you shy? Will you try not to be shy?</p>				
	<b>WRITE</b>	<ol style="list-style-type: none"> <li>What must I try not to be? I must try not to be _____.</li> <li>Who says I must try not to be shy? My _____ says I must try not to be shy.</li> </ol>				



## WEDNESDAY ACTIVITY 2





	<b>READ</b>	Read the  and  words from Activity 1.
	<b>WRITE</b>	Write the  and  words in your dictionary. Write a <b>sentence</b> with: dry Write a <b>question</b> with: why

## THURSDAY ACTIVITY 1





	<b>LOOK &amp; SAY</b>	write	diary	secrets	calm	hide
	<b>SOUND OUT</b>	my	try	why	dry	
	<b>READ</b>	<p>Mandu wrote. Mandu wrote in her diary. She wrote in her diary when she was calm. She did not want anyone to read it. "This is my secret diary," thought Mandu. Someone read her diary. Someone read her diary when she was out. "Oh no!" thought Mandu. Which person read my diary? Why would they read it? Mandu tried to find out. When she saw her dog. Her dog was reading her diary!</p>				







## THURSDAY ACTIVITY 2

	<b>READ</b>	Read the  and  words from Activity 1.
	<b>WRITE</b>	<ol style="list-style-type: none"><li>Who wrote? _____ wrote.</li><li>Where did Mandu write? Mandu wrote in her _____.</li><li>Did Mandu want anyone to read her diary? Yes/No, mandu did/did not want anyone to read her diary.</li><li>Who read Mandu's diary? Mandu's _____ read her diary.</li><li>Would you want anyone to read your diary? Yes/no, I would/would not want anyone to read my diary _____.</li></ol>

## FRIDAY ACTIVITY 1







	<b>READ</b>	Read the  and  words again.
	<b>READ</b>	Read the story from Thursday Activity 1.

## FRIDAY ACTIVITY 2






	<b>READ</b>	Read the  and  words again.
	<b>WRITE</b>	Write the sentences in your book. Fix the mistakes. <ol style="list-style-type: none"><li>mandu wrote in her diary</li><li>which person read my diary</li><li>her dog was reading her diary</li></ol>





## MONDAY ACTIVITY 1



	<b>LOOK &amp; SAY</b>	write	diary	secrets	calm	hide
	<b>SOUND OUT</b>	bloom	blush	black	block	
		same	bake	take	cake	
	<b>READ</b>	Where is my cake? Where is my cake that I made? Did you take my cake? Did you take the cake that I made? It took me a long time. It took me a long time to bake. It took me a long time to bake that cake. Oh! Here is my cake. Here is the cake that I baked. You did not hide my cake. You did not hide the cake that I baked.				
	<b>WRITE</b>	Write the  and  words in your dictionary.				

## MONDAY ACTIVITY 2





	<b>READ</b>	Read the  and  words from Activity 1.				
	<b>READ</b>	Is it wrong? Is it wrong to write? Is it wrong to write secrets? Is it wrong to write secrets in my diary? It is not wrong. It is not wrong to write secrets in my diary. They will not make me blush. They are the same. They are the same as your secrets. Come and take a look. Come and take a look at my diary.				
	<b>WRITE</b>	Write a <b>sentence</b> with: bake Write a <b>question</b> with: hide				

## TUESDAY ACTIVITY 1





	<b>LOOK &amp; SAY</b>	write	diary	secrets	calm	hide
	<b>SOUND OUT</b>	when	which	wheel	whale	
		whip	whiskers			

	<b>READ</b>	<p>I know. I know where the cat is. I know where the cat hides. I can see his whiskers. I can see the cat's whiskers. I can see the cat's whiskers behind the wheel. Which way did he go? Which way did the cat go? I will find him. I will find the cat. I will find the cat when I know which way he went. Will you help me? Will you help me find the cat?</p>
	<b>WRITE</b>	<ol style="list-style-type: none"> <li>Where is the cat? The cat is behind the _____.</li> <li>What can I see? I can see the cat's _____.</li> </ol>

## TUESDAY ACTIVITY 2

	<b>READ</b>	<p>Read the  and  words from Activity 1.</p>
	<b>WRITE</b>	<p>Write a sentence with: whale Write a question with: which</p>

## WEDNESDAY ACTIVITY 1

	<b>LOOK &amp; SAY</b>	write	diary	secrets	calm	hide
	<b>SOUND OUT</b>	my	try	why	dry	
	<b>READ</b>	<p>I will try. I will try not to be shy. Why must I try? Why must I try not to be shy? My mom says I must try. My mom says I must try not to be shy. I will dream. I will dream I can fly. I will dream I can fly and then I will not be so shy. Are you shy? Will you try not to be shy?</p>				
	<b>WRITE</b>	<ol style="list-style-type: none"> <li>What must I try not to be? I must try not to be _____.</li> <li>Who says I must try not to be shy? My _____ says I must try not to be shy.</li> </ol>				

## WEDNESDAY ACTIVITY 2



**READ**

Read the  and  words from Activity 1.



**WRITE**

Write the  and  words in your dictionary.

Write a **sentence** with: dry

Write a **question** with: why

## THURSDAY ACTIVITY 1



**LOOK  
& SAY**

write

diary

secrets

calm

hide



**SOUND  
OUT**

my

try

why

dry

when

which

wheel

whale







**READ**





Mandu wrote. Mandu wrote in her diary. She wrote in her diary when she was calm. She did not want anyone to read it. "This is my secret diary," thought Mandu. Someone read her diary. Someone read her diary when she was out. "Oh no!" thought Mandu. Which person read my diary? Why would they read it? Mandu tried to find out. When she saw her dog. Her dog was reading her diary!







## THURSDAY ACTIVITY 2

	<b>READ</b>	Read the  and  words from Activity 1.
	<b>WRITE</b>	<ol style="list-style-type: none"><li>Who wrote? _____ wrote.</li><li>Where did Mandu write? Mandu wrote in her _____.</li><li>Did Mandu want anyone to read her diary? Yes/No, mandu did/did not want anyone to read her diary.</li><li>Who read Mandu's diary? Mandu's _____ read her diary.</li><li>Would you want anyone to read your diary? Yes/no, I would/would not want anyone to read my diary _____.</li></ol>







## FRIDAY ACTIVITY 1

	<b>READ</b>	Read the  and  words again.
	<b>READ</b>	Read the story from Thursday Activity 1.






## FRIDAY ACTIVITY 2

	<b>READ</b>	Read the  and  words again.
	<b>WRITE</b>	Write the sentences in your book. Fix the mistakes. <ol style="list-style-type: none"><li>mandu wrote in her diary</li><li>which person read my diary</li><li>her dog was reading her diary</li></ol>



## MONDAY ACTIVITY 1



	<b>LOOK &amp; SAY</b>	write	diary	secrets	calm	hide
	<b>SOUND OUT</b>	bloom	blush	black	block	
		same	bake	take	cake	
	<b>READ</b>	Where is my cake? Where is my cake that I made? Did you take my cake? Did you take the cake that I made? It took me a long time. It took me a long time to bake. It took me a long time to bake that cake. Oh! Here is my cake. Here is the cake that I baked. You did not hide my cake. You did not hide the cake that I baked.				
	<b>WRITE</b>	Write the  and  words in your dictionary.				

## MONDAY ACTIVITY 2





	<b>READ</b>	Read the  and  words from Activity 1.				
	<b>READ</b>	Is it wrong? Is it wrong to write? Is it wrong to write secrets? Is it wrong to write secrets in my diary? It is not wrong. It is not wrong to write secrets in my diary. They will not make me blush. They are the same. They are the same as your secrets. Come and take a look. Come and take a look at my diary.				
	<b>WRITE</b>	Write a sentence with: bake Write a question with: hide				

## TUESDAY ACTIVITY 1





	<b>LOOK &amp; SAY</b>	write	diary	secrets	calm	hide
	<b>SOUND OUT</b>	when	which	wheel	whale	
		whip	whiskers			

	<b>READ</b>	<p>I know. I know where the cat is. I know where the cat hides. I can see his whiskers. I can see the cat's whiskers. I can see the cat's whiskers behind the wheel. Which way did he go? Which way did the cat go? I will find him. I will find the cat. I will find the cat when I know which way he went. Will you help me? Will you help me find the cat?</p>
	<b>WRITE</b>	<ol style="list-style-type: none"> <li>Where is the cat? The cat is behind the _____.</li> <li>What can I see? I can see the cat's _____.</li> </ol>

## TUESDAY ACTIVITY 2

	<b>READ</b>	Read the  and  words from Activity 1.
	<b>WRITE</b>	Write a sentence with: whale Write a question with: which

## WEDNESDAY ACTIVITY 1

	<b>LOOK &amp; SAY</b>	write	diary	secrets	calm	hide
	<b>SOUND OUT</b>	my	try	why	dry	
	<b>READ</b>	<p>I will try. I will try not to be shy. Why must I try? Why must I try not to be shy? My mom says I must try. My mom says I must try not to be shy. I will dream. I will dream I can fly. I will dream I can fly and then I will not be so shy. Are you shy? Will you try not to be shy?</p>				
	<b>WRITE</b>	<ol style="list-style-type: none"> <li>What must I try not to be? I must try not to be _____.</li> <li>Who says I must try not to be shy? My _____ says I must try not to be shy.</li> </ol>				



## WEDNESDAY ACTIVITY 2



**READ**

Read the  and  words from Activity 1.



**WRITE**

Write the  and  words in your dictionary.

Write a **sentence** with: dry

Write a **question** with: why

## THURSDAY ACTIVITY 1



**LOOK  
& SAY**

write

diary

secrets

calm

hide



**SOUND  
OUT**

my

try

why

dry

when

which

wheel

whale







**READ**

Mandu wrote. Mandu wrote in her diary. She wrote in her diary when she was calm. She did not want anyone to read it. "This is my secret diary," thought Mandu. Someone read her diary. Someone read her diary when she was out. "Oh no!" thought Mandu. Which person read my diary? Why would they read it? Mandu tried to find out. When she saw her dog. Her dog was reading her diary!













## THURSDAY ACTIVITY 2

	<b>READ</b>	Read the  and  words from Activity 1.
	<b>WRITE</b>	<ol style="list-style-type: none"><li>Who wrote? _____ wrote.</li><li>Where did Mandu write? Mandu wrote in her _____.</li><li>Did Mandu want anyone to read her diary? Yes/No, mandu did/did not want anyone to read her diary.</li><li>Who read Mandu's diary? Mandu's _____ read her diary.</li><li>Would you want anyone to read your diary? Yes/no, I would/would not want anyone to read my diary _____.</li></ol>







## FRIDAY ACTIVITY 1

	<b>READ</b>	Read the  and  words again.
	<b>READ</b>	Read the story from Thursday Activity 1.






## FRIDAY ACTIVITY 2

	<b>READ</b>	Read the  and  words again.
	<b>WRITE</b>	Write the sentences in your book. Fix the mistakes. <ol style="list-style-type: none"><li>mandu wrote in her diary</li><li>which person read my diary</li><li>her dog was reading her diary</li></ol>



## MONDAY ACTIVITY 1



	<b>LOOK &amp; SAY</b>	write	diary	secrets	calm	hide
	<b>SOUND OUT</b>	bloom	blush	black	block	
		same	bake	take	cake	
	<b>READ</b>	Where is my cake? Where is my cake that I made? Did you take my cake? Did you take the cake that I made? It took me a long time. It took me a long time to bake. It took me a long time to bake that cake. Oh! Here is my cake. Here is the cake that I baked. You did not hide my cake. You did not hide the cake that I baked.				
	<b>WRITE</b>	Write the  and  words in your dictionary.				

## MONDAY ACTIVITY 2





	<b>READ</b>	Read the  and  words from Activity 1.				
	<b>READ</b>	Is it wrong? Is it wrong to write? Is it wrong to write secrets? Is it wrong to write secrets in my diary? It is not wrong. It is not wrong to write secrets in my diary. They will not make me blush. They are the same. They are the same as your secrets. Come and take a look. Come and take a look at my diary.				
	<b>WRITE</b>	Write a <b>sentence</b> with: bake Write a <b>question</b> with: hide				

## TUESDAY ACTIVITY 1





	<b>LOOK &amp; SAY</b>	write	diary	secrets	calm	hide
	<b>SOUND OUT</b>	when	which	wheel	whale	
		whip	whiskers			

	<b>READ</b>	<p>I know. I know where the cat is. I know where the cat hides. I can see his whiskers. I can see the cat's whiskers. I can see the cat's whiskers behind the wheel. Which way did he go? Which way did the cat go? I will find him. I will find the cat. I will find the cat when I know which way he went. Will you help me? Will you help me find the cat?</p>
	<b>WRITE</b>	<ol style="list-style-type: none"> <li>Where is the cat? The cat is behind the _____.</li> <li>What can I see? I can see the cat's _____.</li> </ol>

## TUESDAY ACTIVITY 2

	<b>READ</b>	Read the  and  words from Activity 1.
	<b>WRITE</b>	Write a sentence with: whale Write a question with: which

## WEDNESDAY ACTIVITY 1

	<b>LOOK &amp; SAY</b>	write	diary	secrets	calm	hide
	<b>SOUND OUT</b>	my	try	why	dry	
	<b>READ</b>	<p>I will try. I will try not to be shy. Why must I try? Why must I try not to be shy? My mom says I must try. My mom says I must try not to be shy. I will dream. I will dream I can fly. I will dream I can fly and then I will not be so shy. Are you shy? Will you try not to be shy?</p>				
	<b>WRITE</b>	<ol style="list-style-type: none"> <li>What must I try not to be? I must try not to be _____.</li> <li>Who says I must try not to be shy? My _____ says I must try not to be shy.</li> </ol>				

## WEDNESDAY ACTIVITY 2



**READ**

Read the  and  words from Activity 1.



**WRITE**

Write the  and  words in your dictionary.

Write a **sentence** with: dry

Write a **question** with: why

## THURSDAY ACTIVITY 1



**LOOK  
& SAY**

write

diary

secrets

calm

hide



**SOUND  
OUT**

my

try

why

dry

when

which

wheel

whale







**READ**





Mandu wrote. Mandu wrote in her diary. She wrote in her diary when she was calm. She did not want anyone to read it. "This is my secret diary," thought Mandu. Someone read her diary. Someone read her diary when she was out. "Oh no!" thought Mandu. Which person read my diary? Why would they read it? Mandu tried to find out. When she saw her dog. Her dog was reading her diary!







## THURSDAY ACTIVITY 2

	<b>READ</b>	Read the  and  words from Activity 1.
	<b>WRITE</b>	<ol style="list-style-type: none"><li>Who wrote? _____ wrote.</li><li>Where did Mandu write? Mandu wrote in her _____.</li><li>Did Mandu want anyone to read her diary? Yes/No, mandu did/did not want anyone to read her diary.</li><li>Who read Mandu's diary? Mandu's _____ read her diary.</li><li>Would you want anyone to read your diary? Yes/no, I would/would not want anyone to read my diary _____.</li></ol>







## FRIDAY ACTIVITY 1

	<b>READ</b>	Read the  and  words again.
	<b>READ</b>	Read the story from Thursday Activity 1.






## FRIDAY ACTIVITY 2

	<b>READ</b>	Read the  and  words again.
	<b>WRITE</b>	Write the sentences in your book. Fix the mistakes. <ol style="list-style-type: none"><li>mandu wrote in her diary</li><li>which person read my diary</li><li>her dog was reading her diary</li></ol>



### MONDAY ACTIVITY 1



	<b>LOOK &amp; SAY</b>	write	diary	secrets	calm	hide
	<b>SOUND OUT</b>	bloom	blush	black	block	
		same	bake	take	cake	
	<b>READ</b>	Where is my cake? Where is my cake that I made? Did you take my cake? Did you take the cake that I made? It took me a long time. It took me a long time to bake. It took me a long time to bake that cake. Oh! Here is my cake. Here is the cake that I baked. You did not hide my cake. You did not hide the cake that I baked.				
	<b>WRITE</b>	Write the  and  words in your dictionary.				

### MONDAY ACTIVITY 2





	<b>READ</b>	Read the  and  words from Activity 1.				
	<b>READ</b>	Is it wrong? Is it wrong to write? Is it wrong to write secrets? Is it wrong to write secrets in my diary? It is not wrong. It is not wrong to write secrets in my diary. They will not make me blush. They are the same. They are the same as your secrets. Come and take a look. Come and take a look at my diary.				
	<b>WRITE</b>	Write a <b>sentence</b> with: bake Write a <b>question</b> with: hide				

### TUESDAY ACTIVITY 1





	<b>LOOK &amp; SAY</b>	write	diary	secrets	calm	hide
	<b>SOUND OUT</b>	when	which	wheel	whale	
		whip	whiskers			

	<b>READ</b>	<p>I know. I know where the cat is. I know where the cat hides. I can see his whiskers. I can see the cat's whiskers. I can see the cat's whiskers behind the wheel. Which way did he go? Which way did the cat go? I will find him. I will find the cat. I will find the cat when I know which way he went. Will you help me? Will you help me find the cat?</p>
	<b>WRITE</b>	<ol style="list-style-type: none"> <li>Where is the cat? The cat is behind the _____.</li> <li>What can I see? I can see the cat's _____.</li> </ol>

## TUESDAY ACTIVITY 2

	<b>READ</b>	Read the  and  words from Activity 1.
	<b>WRITE</b>	Write a sentence with: whale Write a question with: which

## WEDNESDAY ACTIVITY 1

	<b>LOOK &amp; SAY</b>	write	diary	secrets	calm	hide
	<b>SOUND OUT</b>	my	try	why	dry	
	<b>READ</b>	<p>I will try. I will try not to be shy. Why must I try? Why must I try not to be shy? My mom says I must try. My mom says I must try not to be shy. I will dream. I will dream I can fly. I will dream I can fly and then I will not be so shy. Are you shy? Will you try not to be shy?</p>				
	<b>WRITE</b>	<ol style="list-style-type: none"> <li>What must I try not to be? I must try not to be _____.</li> <li>Who says I must try not to be shy? My _____ says I must try not to be shy.</li> </ol>				



## WEDNESDAY ACTIVITY 2



**READ**

Read the  and  words from Activity 1.



**WRITE**

Write the  and  words in your dictionary.

Write a **sentence** with: dry

Write a **question** with: why

## THURSDAY ACTIVITY 1



**LOOK  
& SAY**

write

diary

secrets

calm

hide



**SOUND  
OUT**

my

try

why

dry

when

which

wheel

whale







**READ**





Mandu wrote. Mandu wrote in her diary. She wrote in her diary when she was calm. She did not want anyone to read it. "This is my secret diary," thought Mandu. Someone read her diary. Someone read her diary when she was out. "Oh no!" thought Mandu. Which person read my diary? Why would they read it? Mandu tried to find out. When she saw her dog. Her dog was reading her diary!







## THURSDAY ACTIVITY 2

	<b>READ</b>	Read the  and  words from Activity 1.
	<b>WRITE</b>	<ol style="list-style-type: none"><li>Who wrote? _____ wrote.</li><li>Where did Mandu write? Mandu wrote in her _____.</li><li>Did Mandu want anyone to read her diary? Yes/No, mandu did/did not want anyone to read her diary.</li><li>Who read Mandu's diary? Mandu's _____ read her diary.</li><li>Would you want anyone to read your diary? Yes/no, I would/would not want anyone to read my diary _____.</li></ol>







## FRIDAY ACTIVITY 1

	<b>READ</b>	Read the  and  words again.
	<b>READ</b>	Read the story from Thursday Activity 1.






## FRIDAY ACTIVITY 2

	<b>READ</b>	Read the  and  words again.
	<b>WRITE</b>	Write the sentences in your book. Fix the mistakes. <ol style="list-style-type: none"><li>mandu wrote in her diary</li><li>which person read my diary</li><li>her dog was reading her diary</li></ol>



### MONDAY ACTIVITY 1



	<b>LOOK &amp; SAY</b>	write	diary	secrets	calm	hide
	<b>SOUND OUT</b>	bloom	blush	black	block	
		same	bake	take	cake	
	<b>READ</b>	Where is my cake? Where is my cake that I made? Did you take my cake? Did you take the cake that I made? It took me a long time. It took me a long time to bake. It took me a long time to bake that cake. Oh! Here is my cake. Here is the cake that I baked. You did not hide my cake. You did not hide the cake that I baked.				
	<b>WRITE</b>	Write the  and  words in your dictionary.				

### MONDAY ACTIVITY 2





	<b>READ</b>	Read the  and  words from Activity 1.				
	<b>READ</b>	Is it wrong? Is it wrong to write? Is it wrong to write secrets? Is it wrong to write secrets in my diary? It is not wrong. It is not wrong to write secrets in my diary. They will not make me blush. They are the same. They are the same as your secrets. Come and take a look. Come and take a look at my diary.				
	<b>WRITE</b>	Write a <b>sentence</b> with: bake Write a <b>question</b> with: hide				

### TUESDAY ACTIVITY 1





	<b>LOOK &amp; SAY</b>	write	diary	secrets	calm	hide
	<b>SOUND OUT</b>	when	which	wheel	whale	
		whip	whiskers			

	<b>READ</b>	<p>I know. I know where the cat is. I know where the cat hides. I can see his whiskers. I can see the cat's whiskers. I can see the cat's whiskers behind the wheel. Which way did he go? Which way did the cat go? I will find him. I will find the cat. I will find the cat when I know which way he went. Will you help me? Will you help me find the cat?</p>
	<b>WRITE</b>	<ol style="list-style-type: none"> <li>Where is the cat? The cat is behind the _____.</li> <li>What can I see? I can see the cat's _____.</li> </ol>







## TUESDAY ACTIVITY 2

	<b>READ</b>	Read the  and  words from Activity 1.
	<b>WRITE</b>	Write a sentence with: whale Write a question with: which





## WEDNESDAY ACTIVITY 1

	<b>LOOK &amp; SAY</b>	write	diary	secrets	calm	hide
	<b>SOUND OUT</b>	my	try	why	dry	
	<b>READ</b>	<p>I will try. I will try not to be shy. Why must I try? Why must I try not to be shy? My mom says I must try. My mom says I must try not to be shy. I will dream. I will dream I can fly. I will dream I can fly and then I will not be so shy. Are you shy? Will you try not to be shy?</p>				
	<b>WRITE</b>	<ol style="list-style-type: none"> <li>What must I try not to be? I must try not to be _____.</li> <li>Who says I must try not to be shy? My _____ says I must try not to be shy.</li> </ol>				





## WEDNESDAY ACTIVITY 2

	<b>READ</b>	Read the  and  words from Activity 1.
	<b>WRITE</b>	Write the  and  words in your dictionary. Write a <b>sentence</b> with: dry Write a <b>question</b> with: why





## THURSDAY ACTIVITY 1

	<b>LOOK &amp; SAY</b>	write	diary	secrets	calm	hide
	<b>SOUND OUT</b>	my	try	why	dry	
	<b>READ</b>	when	which	wheel	whale	
		<p>Mandu wrote. Mandu wrote in her diary. She wrote in her diary when she was calm. She did not want anyone to read it. "This is my secret diary," thought Mandu. Someone read her diary. Someone read her diary when she was out. "Oh no!" thought Mandu. Which person read my diary? Why would they read it? Mandu tried to find out. When she saw her dog. Her dog was reading her diary!</p> 				





## THURSDAY ACTIVITY 2

	<b>READ</b>	Read the  and  words from Activity 1.
	<b>WRITE</b>	<ol style="list-style-type: none"><li>1. Who wrote? _____ wrote.</li><li>2. Where did Mandu write? Mandu wrote in her _____.</li><li>3. Did Mandu want anyone to read her diary? Yes/No, mandu did/did not want anyone to read her diary.</li><li>4. Who read Mandu's diary? Mandu's _____ read her diary.</li><li>5. Would you want anyone to read your diary? Yes/no, I would/would not want anyone to read my diary _____.</li></ol>

## FRIDAY ACTIVITY 1







	<b>READ</b>	Read the  and  words again.
	<b>READ</b>	Read the story from Thursday Activity 1.

## FRIDAY ACTIVITY 2






	<b>READ</b>	Read the  and  words again.
	<b>WRITE</b>	Write the sentences in your book. Fix the mistakes. <ol style="list-style-type: none"><li>1. mandu wrote in her diary</li><li>2. which person read my diary</li><li>3. her dog was reading her diary</li></ol>





## MONDAY ACTIVITY 1

	<b>LOOK &amp; SAY</b>	write	diary	secrets	calm	hide
	<b>SOUND OUT</b>	bloom	blush	black	block	
		same	bake	take	cake	
	<b>READ</b>	Where is my cake? Where is my cake that I made? Did you take my cake? Did you take the cake that I made? It took me a long time. It took me a long time to bake. It took me a long time to bake that cake. Oh! Here is my cake. Here is the cake that I baked. You did not hide my cake. You did not hide the cake that I baked.				
	<b>WRITE</b>	Write the  and  words in your dictionary.				



## MONDAY ACTIVITY 2

	<b>READ</b>	Read the  and  words from Activity 1.				
	<b>READ</b>	Is it wrong? Is it wrong to write? Is it wrong to write secrets? Is it wrong to write secrets in my diary? It is not wrong. It is not wrong to write secrets in my diary. They will not make me blush. They are the same. They are the same as your secrets. Come and take a look. Come and take a look at my diary.				
	<b>WRITE</b>	Write a sentence with: bake Write a question with: hide				





## TUESDAY ACTIVITY 1

	<b>LOOK &amp; SAY</b>	write	diary	secrets	calm	hide
	<b>SOUND OUT</b>	when	which	wheel	whale	
		whip	whiskers			







	<b>READ</b>	<p>I know. I know where the cat is. I know where the cat hides. I can see his whiskers. I can see the cat's whiskers. I can see the cat's whiskers behind the wheel. Which way did he go? Which way did the cat go? I will find him. I will find the cat. I will find the cat when I know which way he went. Will you help me? Will you help me find the cat?</p>
	<b>WRITE</b>	<ol style="list-style-type: none"> <li>Where is the cat? The cat is behind the _____.</li> <li>What can I see? I can see the cat's _____.</li> </ol>

## TUESDAY ACTIVITY 2

	<b>READ</b>	Read the  and  words from Activity 1.
	<b>WRITE</b>	Write a sentence with: whale Write a question with: which

## WEDNESDAY ACTIVITY 1

	<b>LOOK &amp; SAY</b>	write	diary	secrets	calm	hide
	<b>SOUND OUT</b>	my	try	why	dry	
	<b>READ</b>	<p>I will try. I will try not to be shy. Why must I try? Why must I try not to be shy? My mom says I must try. My mom says I must try not to be shy. I will dream. I will dream I can fly. I will dream I can fly and then I will not be so shy. Are you shy? Will you try not to be shy?</p>				
	<b>WRITE</b>	<ol style="list-style-type: none"> <li>What must I try not to be? I must try not to be _____.</li> <li>Who says I must try not to be shy? My _____ says I must try not to be shy.</li> </ol>				

## WEDNESDAY ACTIVITY 2





**READ**

Read the  and  words from Activity 1.



**WRITE**

Write the  and  words in your dictionary.  
Write a **sentence** with: dry  
Write a **question** with: why

## THURSDAY ACTIVITY 1



**LOOK  
& SAY**

write

diary

secrets

calm

hide



**SOUND  
OUT**

my

try

why

dry

when

which

wheel

whale







**READ**





Mandu wrote. Mandu wrote in her diary. She wrote in her diary when she was calm. She did not want anyone to read it. "This is my secret diary," thought Mandu. Someone read her diary. Someone read her diary when she was out. "Oh no!" thought Mandu. Which person read my diary? Why would they read it? Mandu tried to find out. When she saw her dog. Her dog was reading her diary!







## THURSDAY ACTIVITY 2

	<b>READ</b>	Read the  and  words from Activity 1.
	<b>WRITE</b>	<ol style="list-style-type: none"><li>Who wrote? _____ wrote.</li><li>Where did Mandu write? Mandu wrote in her _____.</li><li>Did Mandu want anyone to read her diary? Yes/No, mandu did/did not want anyone to read her diary.</li><li>Who read Mandu's diary? Mandu's _____ read her diary.</li><li>Would you want anyone to read your diary? Yes/no, I would/would not want anyone to read my diary _____.</li></ol>







## FRIDAY ACTIVITY 1

	<b>READ</b>	Read the  and  words again.
	<b>READ</b>	Read the story from Thursday Activity 1.






## FRIDAY ACTIVITY 2

	<b>READ</b>	Read the  and  words again.
	<b>WRITE</b>	Write the sentences in your book. Fix the mistakes. <ol style="list-style-type: none"><li>mandu wrote in her diary</li><li>which person read my diary</li><li>her dog was reading her diary</li></ol>



### MONDAY ACTIVITY 1



	<b>LOOK &amp; SAY</b>	write	diary	secrets	calm	hide
	<b>SOUND OUT</b>	bloom	blush	black	block	
		same	bake	take	cake	
	<b>READ</b>	Where is my cake? Where is my cake that I made? Did you take my cake? Did you take the cake that I made? It took me a long time. It took me a long time to bake. It took me a long time to bake that cake. Oh! Here is my cake. Here is the cake that I baked. You did not hide my cake. You did not hide the cake that I baked.				
	<b>WRITE</b>	Write the  and  words in your dictionary.				

### MONDAY ACTIVITY 2





	<b>READ</b>	Read the  and  words from Activity 1.				
	<b>READ</b>	Is it wrong? Is it wrong to write? Is it wrong to write secrets? Is it wrong to write secrets in my diary? It is not wrong. It is not wrong to write secrets in my diary. They will not make me blush. They are the same. They are the same as your secrets. Come and take a look. Come and take a look at my diary.				
	<b>WRITE</b>	Write a <b>sentence</b> with: bake Write a <b>question</b> with: hide				

### TUESDAY ACTIVITY 1





	<b>LOOK &amp; SAY</b>	write	diary	secrets	calm	hide
	<b>SOUND OUT</b>	when	which	wheel	whale	
		whip	whiskers			

	<b>READ</b>	<p>I know. I know where the cat is. I know where the cat hides. I can see his whiskers. I can see the cat's whiskers. I can see the cat's whiskers behind the wheel. Which way did he go? Which way did the cat go? I will find him. I will find the cat. I will find the cat when I know which way he went. Will you help me? Will you help me find the cat?</p>
	<b>WRITE</b>	<ol style="list-style-type: none"> <li>Where is the cat? The cat is behind the _____.</li> <li>What can I see? I can see the cat's _____.</li> </ol>

## TUESDAY ACTIVITY 2







	<b>READ</b>	Read the  and  words from Activity 1.
	<b>WRITE</b>	Write a sentence with: whale Write a question with: which

## WEDNESDAY ACTIVITY 1




	<b>LOOK &amp; SAY</b>	write	diary	secrets	calm	hide
	<b>SOUND OUT</b>	my	try	why	dry	
	<b>READ</b>	<p>I will try. I will try not to be shy. Why must I try? Why must I try not to be shy? My mom says I must try. My mom says I must try not to be shy. I will dream. I will dream I can fly. I will dream I can fly and then I will not be so shy. Are you shy? Will you try not to be shy?</p>				
	<b>WRITE</b>	<ol style="list-style-type: none"> <li>What must I try not to be? I must try not to be _____.</li> <li>Who says I must try not to be shy? My _____ says I must try not to be shy.</li> </ol>				



## WEDNESDAY ACTIVITY 2





	<b>READ</b>	Read the  and  words from Activity 1.
	<b>WRITE</b>	Write the  and  words in your dictionary. Write a <b>sentence</b> with: dry Write a <b>question</b> with: why

## THURSDAY ACTIVITY 1





	<b>LOOK &amp; SAY</b>	write	diary	secrets	calm	hide
	<b>SOUND OUT</b>	my	try	why	dry	
	<b>READ</b>	<p>Mandu wrote. Mandu wrote in her diary. She wrote in her diary when she was calm. She did not want anyone to read it. "This is my secret diary," thought Mandu. Someone read her diary. Someone read her diary when she was out. "Oh no!" thought Mandu. Which person read my diary? Why would they read it? Mandu tried to find out. When she saw her dog. Her dog was reading her diary!</p>				







## THURSDAY ACTIVITY 2

	<b>READ</b>	Read the  and  words from Activity 1.
	<b>WRITE</b>	<ol style="list-style-type: none"><li>Who wrote? _____ wrote.</li><li>Where did Mandu write? Mandu wrote in her _____.</li><li>Did Mandu want anyone to read her diary? Yes/No, mandu did/did not want anyone to read her diary.</li><li>Who read Mandu's diary? Mandu's _____ read her diary.</li><li>Would you want anyone to read your diary? Yes/no, I would/would not want anyone to read my diary _____.</li></ol>

## FRIDAY ACTIVITY 1







	<b>READ</b>	Read the  and  words again.
	<b>READ</b>	Read the story from Thursday Activity 1.

## FRIDAY ACTIVITY 2






	<b>READ</b>	Read the  and  words again.
	<b>WRITE</b>	Write the sentences in your book. Fix the mistakes. <ol style="list-style-type: none"><li>mandu wrote in her diary</li><li>which person read my diary</li><li>her dog was reading her diary</li></ol>





### MONDAY ACTIVITY 1



	<b>LOOK &amp; SAY</b>	write	diary	secrets	calm	hide
	<b>SOUND OUT</b>	bloom	blush	black	block	
		same	bake	take	cake	
	<b>READ</b>	Where is my cake? Where is my cake that I made? Did you take my cake? Did you take the cake that I made? It took me a long time. It took me a long time to bake. It took me a long time to bake that cake. Oh! Here is my cake. Here is the cake that I baked. You did not hide my cake. You did not hide the cake that I baked.				
	<b>WRITE</b>	Write the  and  words in your dictionary.				

### MONDAY ACTIVITY 2





	<b>READ</b>	Read the  and  words from Activity 1.				
	<b>READ</b>	Is it wrong? Is it wrong to write? Is it wrong to write secrets? Is it wrong to write secrets in my diary? It is not wrong. It is not wrong to write secrets in my diary. They will not make me blush. They are the same. They are the same as your secrets. Come and take a look. Come and take a look at my diary.				
	<b>WRITE</b>	Write a <b>sentence</b> with: bake Write a <b>question</b> with: hide				

### TUESDAY ACTIVITY 1





	<b>LOOK &amp; SAY</b>	write	diary	secrets	calm	hide
	<b>SOUND OUT</b>	when	which	wheel	whale	
		whip	whiskers			

	<b>READ</b>	<p>I know. I know where the cat is. I know where the cat hides. I can see his whiskers. I can see the cat's whiskers. I can see the cat's whiskers behind the wheel. Which way did he go? Which way did the cat go? I will find him. I will find the cat. I will find the cat when I know which way he went. Will you help me? Will you help me find the cat?</p>
	<b>WRITE</b>	<ol style="list-style-type: none"> <li>Where is the cat? The cat is behind the _____.</li> <li>What can I see? I can see the cat's _____.</li> </ol>







## TUESDAY ACTIVITY 2

	<b>READ</b>	Read the  and  words from Activity 1.
	<b>WRITE</b>	Write a sentence with: whale Write a question with: which





## WEDNESDAY ACTIVITY 1

	<b>LOOK &amp; SAY</b>	write	diary	secrets	calm	hide
	<b>SOUND OUT</b>	my	try	why	dry	
	<b>READ</b>	<p>I will try. I will try not to be shy. Why must I try? Why must I try not to be shy? My mom says I must try. My mom says I must try not to be shy. I will dream. I will dream I can fly. I will dream I can fly and then I will not be so shy. Are you shy? Will you try not to be shy?</p>				
	<b>WRITE</b>	<ol style="list-style-type: none"> <li>What must I try not to be? I must try not to be _____.</li> <li>Who says I must try not to be shy? My _____ says I must try not to be shy.</li> </ol>				





## WEDNESDAY ACTIVITY 2

	<b>READ</b>	Read the  and  words from Activity 1.
	<b>WRITE</b>	Write the  and  words in your dictionary. Write a <b>sentence</b> with: dry Write a <b>question</b> with: why





## THURSDAY ACTIVITY 1

	<b>LOOK &amp; SAY</b>	write	diary	secrets	calm	hide
	<b>SOUND OUT</b>	my	try	why	dry	
	<b>READ</b>	when	which	wheel	whale	
		<p>Mandu wrote. Mandu wrote in her diary. She wrote in her diary when she was calm. She did not want anyone to read it. "This is my secret diary," thought Mandu. Someone read her diary. Someone read her diary when she was out. "Oh no!" thought Mandu. Which person read my diary? Why would they read it? Mandu tried to find out. When she saw her dog. Her dog was reading her diary!</p> 				





## THURSDAY ACTIVITY 2

	<b>READ</b>	Read the  and  words from Activity 1.
	<b>WRITE</b>	<ol style="list-style-type: none"><li>Who wrote? _____ wrote.</li><li>Where did Mandu write? Mandu wrote in her _____.</li><li>Did Mandu want anyone to read her diary? Yes/No, mandu did/did not want anyone to read her diary.</li><li>Who read Mandu's diary? Mandu's _____ read her diary.</li><li>Would you want anyone to read your diary? Yes/no, I would/would not want anyone to read my diary _____.</li></ol>







## FRIDAY ACTIVITY 1

	<b>READ</b>	Read the  and  words again.
	<b>READ</b>	Read the story from Thursday Activity 1.






## FRIDAY ACTIVITY 2

	<b>READ</b>	Read the  and  words again.
	<b>WRITE</b>	Write the sentences in your book. Fix the mistakes. <ol style="list-style-type: none"><li>mandu wrote in her diary</li><li>which person read my diary</li><li>her dog was reading her diary</li></ol>



## MONDAY ACTIVITY 1



	<b>LOOK &amp; SAY</b>	write	diary	secrets	calm	hide
	<b>SOUND OUT</b>	bloom	blush	black	block	
		same	bake	take	cake	
	<b>READ</b>	Where is my cake? Where is my cake that I made? Did you take my cake? Did you take the cake that I made? It took me a long time. It took me a long time to bake. It took me a long time to bake that cake. Oh! Here is my cake. Here is the cake that I baked. You did not hide my cake. You did not hide the cake that I baked.				
	<b>WRITE</b>	Write the  and  words in your dictionary.				

## MONDAY ACTIVITY 2





	<b>READ</b>	Read the  and  words from Activity 1.				
	<b>READ</b>	Is it wrong? Is it wrong to write? Is it wrong to write secrets? Is it wrong to write secrets in my diary? It is not wrong. It is not wrong to write secrets in my diary. They will not make me blush. They are the same. They are the same as your secrets. Come and take a look. Come and take a look at my diary.				
	<b>WRITE</b>	Write a <b>sentence</b> with: bake Write a <b>question</b> with: hide				

## TUESDAY ACTIVITY 1





	<b>LOOK &amp; SAY</b>	write	diary	secrets	calm	hide
	<b>SOUND OUT</b>	when	which	wheel	whale	
		whip	whiskers			

	<b>READ</b>	<p>I know. I know where the cat is. I know where the cat hides. I can see his whiskers. I can see the cat's whiskers. I can see the cat's whiskers behind the wheel. Which way did he go? Which way did the cat go? I will find him. I will find the cat. I will find the cat when I know which way he went. Will you help me? Will you help me find the cat?</p>
	<b>WRITE</b>	<ol style="list-style-type: none"> <li>Where is the cat? The cat is behind the _____.</li> <li>What can I see? I can see the cat's _____.</li> </ol>

## TUESDAY ACTIVITY 2







	<b>READ</b>	Read the  and  words from Activity 1.
	<b>WRITE</b>	Write a sentence with: whale Write a question with: which

## WEDNESDAY ACTIVITY 1





	<b>LOOK &amp; SAY</b>	write	diary	secrets	calm	hide
	<b>SOUND OUT</b>	my	try	why	dry	
	<b>READ</b>	<p>I will try. I will try not to be shy. Why must I try? Why must I try not to be shy? My mom says I must try. My mom says I must try not to be shy. I will dream. I will dream I can fly. I will dream I can fly and then I will not be so shy. Are you shy? Will you try not to be shy?</p>				
	<b>WRITE</b>	<ol style="list-style-type: none"> <li>What must I try not to be? I must try not to be _____.</li> <li>Who says I must try not to be shy? My _____ says I must try not to be shy.</li> </ol>				



## WEDNESDAY ACTIVITY 2





	<b>READ</b>	Read the  and  words from Activity 1.
	<b>WRITE</b>	Write the  and  words in your dictionary. Write a <b>sentence</b> with: dry Write a <b>question</b> with: why

## THURSDAY ACTIVITY 1





	<b>LOOK &amp; SAY</b>	write	diary	secrets	calm	hide
	<b>SOUND OUT</b>	my	try	why	dry	
	<b>READ</b>	when	which	wheel	whale	
		<p>Mandu wrote. Mandu wrote in her diary. She wrote in her diary when she was calm. She did not want anyone to read it. "This is my secret diary," thought Mandu. Someone read her diary. Someone read her diary when she was out. "Oh no!" thought Mandu. Which person read my diary? Why would they read it? Mandu tried to find out. When she saw her dog. Her dog was reading her diary!</p> 				







## THURSDAY ACTIVITY 2

	<b>READ</b>	Read the  and  words from Activity 1.
	<b>WRITE</b>	<ol style="list-style-type: none"><li>Who wrote? _____ wrote.</li><li>Where did Mandu write? Mandu wrote in her _____.</li><li>Did Mandu want anyone to read her diary? Yes/No, mandu did/did not want anyone to read her diary.</li><li>Who read Mandu's diary? Mandu's _____ read her diary.</li><li>Would you want anyone to read your diary? Yes/no, I would/would not want anyone to read my diary _____.</li></ol>







## FRIDAY ACTIVITY 1

	<b>READ</b>	Read the  and  words again.
	<b>READ</b>	Read the story from Thursday Activity 1.






## FRIDAY ACTIVITY 2

	<b>READ</b>	Read the  and  words again.
	<b>WRITE</b>	Write the sentences in your book. Fix the mistakes. <ol style="list-style-type: none"><li>mandu wrote in her diary</li><li>which person read my diary</li><li>her dog was reading her diary</li></ol>



## MONDAY ACTIVITY 1



	<b>LOOK &amp; SAY</b>	write	diary	secrets	calm	hide
	<b>SOUND OUT</b>	bloom	blush	black	block	
		same	bake	take	cake	
	<b>READ</b>	Where is my cake? Where is my cake that I made? Did you take my cake? Did you take the cake that I made? It took me a long time. It took me a long time to bake. It took me a long time to bake that cake. Oh! Here is my cake. Here is the cake that I baked. You did not hide my cake. You did not hide the cake that I baked.				
	<b>WRITE</b>	Write the  and  words in your dictionary.				

## MONDAY ACTIVITY 2





	<b>READ</b>	Read the  and  words from Activity 1.				
	<b>READ</b>	Is it wrong? Is it wrong to write? Is it wrong to write secrets? Is it wrong to write secrets in my diary? It is not wrong. It is not wrong to write secrets in my diary. They will not make me blush. They are the same. They are the same as your secrets. Come and take a look. Come and take a look at my diary.				
	<b>WRITE</b>	Write a <b>sentence</b> with: bake Write a <b>question</b> with: hide				

## TUESDAY ACTIVITY 1





	<b>LOOK &amp; SAY</b>	write	diary	secrets	calm	hide
	<b>SOUND OUT</b>	when	which	wheel	whale	
		whip	whiskers			

	<b>READ</b>	<p>I know. I know where the cat is. I know where the cat hides. I can see his whiskers. I can see the cat's whiskers. I can see the cat's whiskers behind the wheel. Which way did he go? Which way did the cat go? I will find him. I will find the cat. I will find the cat when I know which way he went. Will you help me? Will you help me find the cat?</p>
	<b>WRITE</b>	<ol style="list-style-type: none"> <li>Where is the cat? The cat is behind the _____.</li> <li>What can I see? I can see the cat's _____.</li> </ol>

## TUESDAY ACTIVITY 2

	<b>READ</b>	<p>Read the  and  words from Activity 1.</p>
	<b>WRITE</b>	<p>Write a sentence with: whale Write a question with: which</p>

## WEDNESDAY ACTIVITY 1

	<b>LOOK &amp; SAY</b>	write	diary	secrets	calm	hide
	<b>SOUND OUT</b>	my	try	why	dry	
	<b>READ</b>	<p>I will try. I will try not to be shy. Why must I try? Why must I try not to be shy? My mom says I must try. My mom says I must try not to be shy. I will dream. I will dream I can fly. I will dream I can fly and then I will not be so shy. Are you shy? Will you try not to be shy?</p>				
	<b>WRITE</b>	<ol style="list-style-type: none"> <li>What must I try not to be? I must try not to be _____.</li> <li>Who says I must try not to be shy? My _____ says I must try not to be shy.</li> </ol>				

## WEDNESDAY ACTIVITY 2





**READ**

Read the  and  words from Activity 1.



**WRITE**

Write the  and  words in your dictionary.  
Write a **sentence** with: dry  
Write a **question** with: why

## THURSDAY ACTIVITY 1



**LOOK  
& SAY**

write

diary

secrets

calm

hide



**SOUND  
OUT**

my

try

why

dry

when

which

wheel

whale







**READ**





Mandu wrote. Mandu wrote in her diary. She wrote in her diary when she was calm. She did not want anyone to read it. "This is my secret diary," thought Mandu. Someone read her diary. Someone read her diary when she was out. "Oh no!" thought Mandu. Which person read my diary? Why would they read it? Mandu tried to find out. When she saw her dog. Her dog was reading her diary!







## THURSDAY ACTIVITY 2

	<b>READ</b>	Read the  and  words from Activity 1.
	<b>WRITE</b>	<ol style="list-style-type: none"><li>Who wrote? _____ wrote.</li><li>Where did Mandu write? Mandu wrote in her _____.</li><li>Did Mandu want anyone to read her diary? Yes/No, mandu did/did not want anyone to read her diary.</li><li>Who read Mandu's diary? Mandu's _____ read her diary.</li><li>Would you want anyone to read your diary? Yes/no, I would/would not want anyone to read my diary _____.</li></ol>







## FRIDAY ACTIVITY 1

	<b>READ</b>	Read the  and  words again.
	<b>READ</b>	Read the story from Thursday Activity 1.






## FRIDAY ACTIVITY 2

	<b>READ</b>	Read the  and  words again.
	<b>WRITE</b>	Write the sentences in your book. Fix the mistakes. <ol style="list-style-type: none"><li>mandu wrote in her diary</li><li>which person read my diary</li><li>her dog was reading her diary</li></ol>



## MONDAY ACTIVITY 1



	<b>LOOK &amp; SAY</b>	write	diary	secrets	calm	hide
	<b>SOUND OUT</b>	bloom	blush	black	block	
		same	bake	take	cake	
	<b>READ</b>	Where is my cake? Where is my cake that I made? Did you take my cake? Did you take the cake that I made? It took me a long time. It took me a long time to bake. It took me a long time to bake that cake. Oh! Here is my cake. Here is the cake that I baked. You did not hide my cake. You did not hide the cake that I baked.				
	<b>WRITE</b>	Write the  and  words in your dictionary.				

## MONDAY ACTIVITY 2





	<b>READ</b>	Read the  and  words from Activity 1.				
	<b>READ</b>	Is it wrong? Is it wrong to write? Is it wrong to write secrets? Is it wrong to write secrets in my diary? It is not wrong. It is not wrong to write secrets in my diary. They will not make me blush. They are the same. They are the same as your secrets. Come and take a look. Come and take a look at my diary.				
	<b>WRITE</b>	Write a <b>sentence</b> with: bake Write a <b>question</b> with: hide				

## TUESDAY ACTIVITY 1





	<b>LOOK &amp; SAY</b>	write	diary	secrets	calm	hide
	<b>SOUND OUT</b>	when	which	wheel	whale	
		whip	whiskers			

	<b>READ</b>	<p>I know. I know where the cat is. I know where the cat hides. I can see his whiskers. I can see the cat's whiskers. I can see the cat's whiskers behind the wheel. Which way did he go? Which way did the cat go? I will find him. I will find the cat. I will find the cat when I know which way he went. Will you help me? Will you help me find the cat?</p>
	<b>WRITE</b>	<ol style="list-style-type: none"> <li>Where is the cat? The cat is behind the _____.</li> <li>What can I see? I can see the cat's _____.</li> </ol>

## TUESDAY ACTIVITY 2







	<b>READ</b>	Read the  and  words from Activity 1.
	<b>WRITE</b>	Write a sentence with: whale Write a question with: which

## WEDNESDAY ACTIVITY 1





	<b>LOOK &amp; SAY</b>	write	diary	secrets	calm	hide		
	<b>SOUND OUT</b>	my	try	why	dry	cry	shy	fly
	<b>READ</b>	<p>I will try. I will try not to be shy. Why must I try? Why must I try not to be shy? My mom says I must try. My mom says I must try not to be shy. I will dream. I will dream I can fly. I will dream I can fly and then I will not be so shy. Are you shy? Will you try not to be shy?</p>						
	<b>WRITE</b>	<ol style="list-style-type: none"> <li>What must I try not to be? I must try not to be _____.</li> <li>Who says I must try not to be shy? My _____ says I must try not to be shy.</li> </ol>						







## WEDNESDAY ACTIVITY 2

	<b>READ</b>	Read the  and  words from Activity 1.
	<b>WRITE</b>	Write the  and  words in your dictionary. Write a <b>sentence</b> with: dry Write a <b>question</b> with: why





## THURSDAY ACTIVITY 1

	<b>LOOK &amp; SAY</b>	write	diary	secrets	calm	hide
	<b>SOUND OUT</b>	my	try	why	dry	
	<b>READ</b>	when	which	wheel	whale	
		<p>Mandu wrote. Mandu wrote in her diary. She wrote in her diary when she was calm. She did not want anyone to read it. "This is my secret diary," thought Mandu. Someone read her diary. Someone read her diary when she was out. "Oh no!" thought Mandu. Which person read my diary? Why would they read it? Mandu tried to find out. When she saw her dog. Her dog was reading her diary!</p> 				





## THURSDAY ACTIVITY 2

	<b>READ</b>	Read the  and  words from Activity 1.
	<b>WRITE</b>	<ol style="list-style-type: none"><li>1. Who wrote? _____ wrote.</li><li>2. Where did Mandu write? Mandu wrote in her _____.</li><li>3. Did Mandu want anyone to read her diary? Yes/No, mandu did/did not want anyone to read her diary.</li><li>4. Who read Mandu's diary? Mandu's _____ read her diary.</li><li>5. Would you want anyone to read your diary? Yes/no, I would/would not want anyone to read my diary _____.</li></ol>







## FRIDAY ACTIVITY 1

	<b>READ</b>	Read the  and  words again.
	<b>READ</b>	Read the story from Thursday Activity 1.






## FRIDAY ACTIVITY 2

	<b>READ</b>	Read the  and  words again.
	<b>WRITE</b>	Write the sentences in your book. Fix the mistakes. <ol style="list-style-type: none"><li>1. mandu wrote in her diary</li><li>2. which person read my diary</li><li>3. her dog was reading her diary</li></ol>



## MONDAY ACTIVITY 1



	<b>LOOK &amp; SAY</b>	write	diary	secrets	calm	hide
	<b>SOUND OUT</b>	bloom	blush	black	block	
		same	bake	take	cake	
	<b>READ</b>	Where is my cake? Where is my cake that I made? Did you take my cake? Did you take the cake that I made? It took me a long time. It took me a long time to bake. It took me a long time to bake that cake. Oh! Here is my cake. Here is the cake that I baked. You did not hide my cake. You did not hide the cake that I baked.				
	<b>WRITE</b>	Write the  and  words in your dictionary.				

## MONDAY ACTIVITY 2





	<b>READ</b>	Read the  and  words from Activity 1.				
	<b>READ</b>	Is it wrong? Is it wrong to write? Is it wrong to write secrets? Is it wrong to write secrets in my diary? It is not wrong. It is not wrong to write secrets in my diary. They will not make me blush. They are the same. They are the same as your secrets. Come and take a look. Come and take a look at my diary.				
	<b>WRITE</b>	Write a sentence with: bake Write a question with: hide				

## TUESDAY ACTIVITY 1





	<b>LOOK &amp; SAY</b>	write	diary	secrets	calm	hide
	<b>SOUND OUT</b>	when	which	wheel	whale	
		whip	whiskers			

	<b>READ</b>	<p>I know. I know where the cat is. I know where the cat hides. I can see his whiskers. I can see the cat's whiskers. I can see the cat's whiskers behind the wheel. Which way did he go? Which way did the cat go? I will find him. I will find the cat. I will find the cat when I know which way he went. Will you help me? Will you help me find the cat?</p>
	<b>WRITE</b>	<ol style="list-style-type: none"> <li>Where is the cat? The cat is behind the _____.</li> <li>What can I see? I can see the cat's _____.</li> </ol>

## TUESDAY ACTIVITY 2

	<b>READ</b>	Read the  and  words from Activity 1.
	<b>WRITE</b>	Write a sentence with: whale Write a question with: which

## WEDNESDAY ACTIVITY 1

	<b>LOOK &amp; SAY</b>	write	diary	secrets	calm	hide
	<b>SOUND OUT</b>	my	try	why	dry	
	<b>READ</b>	<p>I will try. I will try not to be shy. Why must I try? Why must I try not to be shy? My mom says I must try. My mom says I must try not to be shy. I will dream. I will dream I can fly. I will dream I can fly and then I will not be so shy. Are you shy? Will you try not to be shy?</p>				
	<b>WRITE</b>	<ol style="list-style-type: none"> <li>What must I try not to be? I must try not to be _____.</li> <li>Who says I must try not to be shy? My _____ says I must try not to be shy.</li> </ol>				

## WEDNESDAY ACTIVITY 2



**READ**

Read the  and  words from Activity 1.



**WRITE**

Write the  and  words in your dictionary.

Write a **sentence** with: dry

Write a **question** with: why

## THURSDAY ACTIVITY 1



**LOOK  
& SAY**

write

diary

secrets

calm

hide



**SOUND  
OUT**

my

try

why

dry

when

which

wheel

whale







**READ**





Mandu wrote. Mandu wrote in her diary. She wrote in her diary when she was calm. She did not want anyone to read it. "This is my secret diary," thought Mandu. Someone read her diary. Someone read her diary when she was out. "Oh no!" thought Mandu. Which person read my diary? Why would they read it? Mandu tried to find out. When she saw her dog. Her dog was reading her diary!







## THURSDAY ACTIVITY 2

	<b>READ</b>	Read the  and  words from Activity 1.
	<b>WRITE</b>	<ol style="list-style-type: none"><li>Who wrote? _____ wrote.</li><li>Where did Mandu write? Mandu wrote in her _____.</li><li>Did Mandu want anyone to read her diary? Yes/No, mandu did/did not want anyone to read her diary.</li><li>Who read Mandu's diary? Mandu's _____ read her diary.</li><li>Would you want anyone to read your diary? Yes/no, I would/would not want anyone to read my diary _____.</li></ol>

## FRIDAY ACTIVITY 1







	<b>READ</b>	Read the  and  words again.
	<b>READ</b>	Read the story from Thursday Activity 1.

## FRIDAY ACTIVITY 2






	<b>READ</b>	Read the  and  words again.
	<b>WRITE</b>	Write the sentences in your book. Fix the mistakes. <ol style="list-style-type: none"><li>mandu wrote in her diary</li><li>which person read my diary</li><li>her dog was reading her diary</li></ol>





## MONDAY ACTIVITY 1

	<b>LOOK &amp; SAY</b>	write	diary	secrets	calm	hide
	<b>SOUND OUT</b>	bloom	blush	black	block	
		same	bake	take	cake	
	<b>READ</b>	Where is my cake? Where is my cake that I made? Did you take my cake? Did you take the cake that I made? It took me a long time. It took me a long time to bake. It took me a long time to bake that cake. Oh! Here is my cake. Here is the cake that I baked. You did not hide my cake. You did not hide the cake that I baked.				
	<b>WRITE</b>	Write the  and  words in your dictionary.				



## MONDAY ACTIVITY 2

	<b>READ</b>	Read the  and  words from Activity 1.				
	<b>READ</b>	Is it wrong? Is it wrong to write? Is it wrong to write secrets? Is it wrong to write secrets in my diary? It is not wrong. It is not wrong to write secrets in my diary. They will not make me blush. They are the same. They are the same as your secrets. Come and take a look. Come and take a look at my diary.				
	<b>WRITE</b>	Write a <b>sentence</b> with: bake Write a <b>question</b> with: hide				





## TUESDAY ACTIVITY 1

	<b>LOOK &amp; SAY</b>	write	diary	secrets	calm	hide
	<b>SOUND OUT</b>	when	which	wheel	whale	
		whip	whiskers			







	<b>READ</b>	<p>I know. I know where the cat is. I know where the cat hides. I can see his whiskers. I can see the cat's whiskers. I can see the cat's whiskers behind the wheel. Which way did he go? Which way did the cat go? I will find him. I will find the cat. I will find the cat when I know which way he went. Will you help me? Will you help me find the cat?</p>
	<b>WRITE</b>	<ol style="list-style-type: none"> <li>Where is the cat? The cat is behind the _____.</li> <li>What can I see? I can see the cat's _____.</li> </ol>

## TUESDAY ACTIVITY 2

	<b>READ</b>	Read the  and  words from Activity 1.
	<b>WRITE</b>	Write a sentence with: whale Write a question with: which

## WEDNESDAY ACTIVITY 1

	<b>LOOK &amp; SAY</b>	write	diary	secrets	calm	hide
	<b>SOUND OUT</b>	my	try	why	dry	
	<b>READ</b>	<p>I will try. I will try not to be shy. Why must I try? Why must I try not to be shy? My mom says I must try. My mom says I must try not to be shy. I will dream. I will dream I can fly. I will dream I can fly and then I will not be so shy. Are you shy? Will you try not to be shy?</p>				
	<b>WRITE</b>	<ol style="list-style-type: none"> <li>What must I try not to be? I must try not to be _____.</li> <li>Who says I must try not to be shy? My _____ says I must try not to be shy.</li> </ol>				

## WEDNESDAY ACTIVITY 2



**READ**

Read the  and  words from Activity 1.



**WRITE**

Write the  and  words in your dictionary.

Write a **sentence** with: dry

Write a **question** with: why

## THURSDAY ACTIVITY 1



**LOOK  
& SAY**

write

diary

secrets

calm

hide



**SOUND  
OUT**

my

try

why

dry

when

which

wheel

whale







**READ**





Mandu wrote. Mandu wrote in her diary. She wrote in her diary when she was calm. She did not want anyone to read it. "This is my secret diary," thought Mandu. Someone read her diary. Someone read her diary when she was out. "Oh no!" thought Mandu. Which person read my diary? Why would they read it? Mandu tried to find out. When she saw her dog. Her dog was reading her diary!







## THURSDAY ACTIVITY 2

	<b>READ</b>	Read the  and  words from Activity 1.
	<b>WRITE</b>	<ol style="list-style-type: none"><li>Who wrote? _____ wrote.</li><li>Where did Mandu write? Mandu wrote in her _____.</li><li>Did Mandu want anyone to read her diary? Yes/No, mandu did/did not want anyone to read her diary.</li><li>Who read Mandu's diary? Mandu's _____ read her diary.</li><li>Would you want anyone to read your diary? Yes/no, I would/would not want anyone to read my diary _____.</li></ol>







## FRIDAY ACTIVITY 1

	<b>READ</b>	Read the  and  words again.
	<b>READ</b>	Read the story from Thursday Activity 1.






## FRIDAY ACTIVITY 2

	<b>READ</b>	Read the  and  words again.
	<b>WRITE</b>	Write the sentences in your book. Fix the mistakes. <ol style="list-style-type: none"><li>mandu wrote in her diary</li><li>which person read my diary</li><li>her dog was reading her diary</li></ol>



### MONDAY ACTIVITY 1


	<b>LOOK &amp; SAY</b>	humans	created	simple	records	tablets
	<b>SOUND OUT</b>	when	which	wheel	whale	
		my	try	why	dry	
	<b>READ</b>	You should try. You should try to stay dry. You should try to stay dry near the whale. You should try to stay dry near the whale when it splashes. Will you try? Will you try to stay dry? Which way will you try? Which way will you try to stay dry? My dad will stay dry. My dad will stay dry when the whale splashes.				
	<b>WRITE</b>	Write the  and  words in your dictionary.				


### MONDAY ACTIVITY 2

	<b>READ</b>	Read the  and  words from Activity 1.				
	<b>READ</b>	I created. I created a wheel. I created a wheel with my sister. When will you try? When will you try my wheel? My wheel is simple. All humans need a wheel. All humans need a wheel for their car. Why will you not try? Why will you not try my wheel? Which wheel will you try? I will try your wheel. I will try your wheel today.				
	<b>WRITE</b>	Write a <b>sentence</b> with: simple Write a <b>question</b> with: tablets				

### TUESDAY ACTIVITY 1


	<b>LOOK &amp; SAY</b>	humans	created	simple	records	tablets
	<b>SOUND OUT</b>	pray	prick	preen	press	
		prank	proud			

	<b>READ</b>	<p>I am proud. I am proud of my prank. I am proud of my prank to prick. I am proud of my prank to prick your finger. Is it good? Is it good to prank? Is it good to be proud to prank? Is it good to be proud to prank to prick someone's finger? It is not good. It is not good to prank. It is not good to be proud to prank. It is not good to be proud to prank to prick someone's finger.</p>
--	-------------	--


	<b>WRITE</b>	<ol style="list-style-type: none"> <li>1. What am I proud of? I am proud of my _____.</li> <li>2. Is it good to prank? Yes/no, it is/ is not good to prank.</li> </ol>
--	--------------	--


## TUESDAY ACTIVITY 2


	<b>READ</b>	Read the  and  words from Activity 1.
--	-------------	---


	<b>WRITE</b>	Write a <b>sentence</b> with: press Write a <b>question</b> with: pray
--	--------------	---

## WEDNESDAY ACTIVITY 1







	<b>LOOK &amp; SAY</b>	humans	created	simple	records	tablets
--	-----------------------	--------	---------	--------	---------	---------

	<b>SOUND OUT</b>	light	high	fight	tight
		night	right	bright	




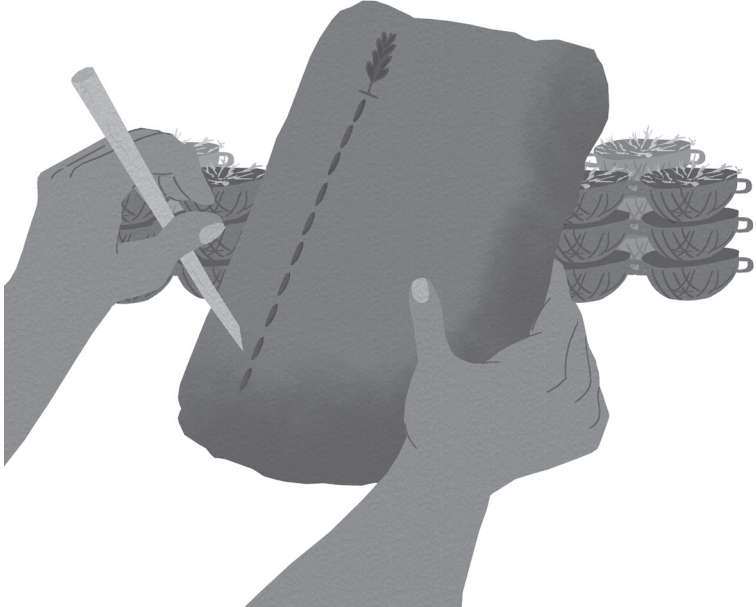
	<b>READ</b>	<p>Birds will fly. Birds will fly high. Birds will fly high in the sky. Birds will fly high in the sky at night. Birds will fly high in the sky at night when it is not bright. Is it right? Is it right for birds to fly? Is it right for birds to fly at night? Birds should fly when it is light. Birds should fly when it is light and bright.</p>
--	-------------	--

	<b>WRITE</b>	<ol style="list-style-type: none"> <li>1. Where do birds fly? Birds fly ___ in the sky.</li> <li>2. When do birds fly? Birds fly at _____ when it is not _____.</li> </ol>
--	--------------	--





## WEDNESDAY ACTIVITY 2

	<b>READ</b>	Read the  and  words from Activity 1.
	<b>WRITE</b>	Write the  and  words in your dictionary. Write a <b>sentence</b> with: night Write a <b>question</b> with: fight





## THURSDAY ACTIVITY 1

	<b>LOOK &amp; SAY</b>	humans	created	simple	records	tablets
	<b>SOUND OUT</b>	light	high	fight	tight	
		pray	prick	preen	press	
	<b>READ</b>	<p>Humans will create. Humans will create records. Humans will create simple records. Humans like to press. They like to press buttons. They like to press buttons that are light. If the button is tight they will press harder. Long ago humans wrote on tablets. They wrote on tablets so they would not fight. They put the tablets up high so they were safe. Would you like to write on a tablet?</p> 				





## THURSDAY ACTIVITY 2

	<b>READ</b>	Read the  and  words from Activity 1.
	<b>WRITE</b>	<ol style="list-style-type: none"><li>1. What did humans create? Humans created _____.</li><li>2. What do humans like to do? Humans like to _____ buttons.</li><li>3. What happens if the button is tight? If the button is tight, humans will press _____.</li><li>4. What did humans write on long ago? Humans wrote on _____ long ago.</li><li>5. Would you like to write on a tablet? Yes/no, <b>I</b> would/would not like to write on a tablet.</li></ol>

## FRIDAY ACTIVITY 1







	<b>READ</b>	Read the  and  words again.
	<b>READ</b>	Read the story from Thursday Activity 1.

## FRIDAY ACTIVITY 2






	<b>READ</b>	Read the  and  words again.
	<b>WRITE</b>	Write the sentences in your book. Fix the mistakes. <ol style="list-style-type: none"><li>1. humans will create records</li><li>2. long ago humans wrote on tablets</li><li>3. would you like to write on a tablet</li></ol>





### MONDAY ACTIVITY 1


	<b>LOOK &amp; SAY</b>	humans	created	simple	records	tablets
	<b>SOUND OUT</b>	when	which	wheel	whale	
		my	try	why	dry	
	<b>READ</b>	You should try. You should try to stay dry. You should try to stay dry near the whale. You should try to stay dry near the whale when it splashes. Will you try? Will you try to stay dry? Which way will you try? Which way will you try to stay dry? My dad will stay dry. My dad will stay dry when the whale splashes.				
	<b>WRITE</b>	Write the  and  words in your dictionary.				


### MONDAY ACTIVITY 2

	<b>READ</b>	Read the  and  words from Activity 1.				
	<b>READ</b>	I created. I created a wheel. I created a wheel with my sister. When will you try? When will you try my wheel? My wheel is simple. All humans need a wheel. All humans need a wheel for their car. Why will you not try? Why will you not try my wheel? Which wheel will you try? I will try your wheel. I will try your wheel today.				
	<b>WRITE</b>	Write a <b>sentence</b> with: simple Write a <b>question</b> with: tablets				

### TUESDAY ACTIVITY 1


	<b>LOOK &amp; SAY</b>	humans	created	simple	records	tablets
	<b>SOUND OUT</b>	pray	prick	preen	press	
		prank	proud			

	<b>READ</b>	<p>I am proud. I am proud of my prank. I am proud of my prank to prick. I am proud of my prank to prick your finger. Is it good? Is it good to prank? Is it good to be proud to prank? Is it good to be proud to prank to prick someone's finger? It is not good. It is not good to prank. It is not good to be proud to prank. It is not good to be proud to prank to prick someone's finger.</p>
--	-------------	--


	<b>WRITE</b>	<ol style="list-style-type: none"> <li>1. What am I proud of? I am proud of my _____.</li> <li>2. Is it good to prank? Yes/no, it is/ is not good to prank.</li> </ol>
--	--------------	--


## TUESDAY ACTIVITY 2


	<b>READ</b>	Read the  and  words from Activity 1.
--	-------------	---


	<b>WRITE</b>	Write a <b>sentence</b> with: press Write a <b>question</b> with: pray
--	--------------	---

## WEDNESDAY ACTIVITY 1







	<b>LOOK &amp; SAY</b>	humans	created	simple	records	tablets
--	-----------------------	--------	---------	--------	---------	---------

	<b>SOUND OUT</b>	light	high	fight	tight
		night	right	bright	




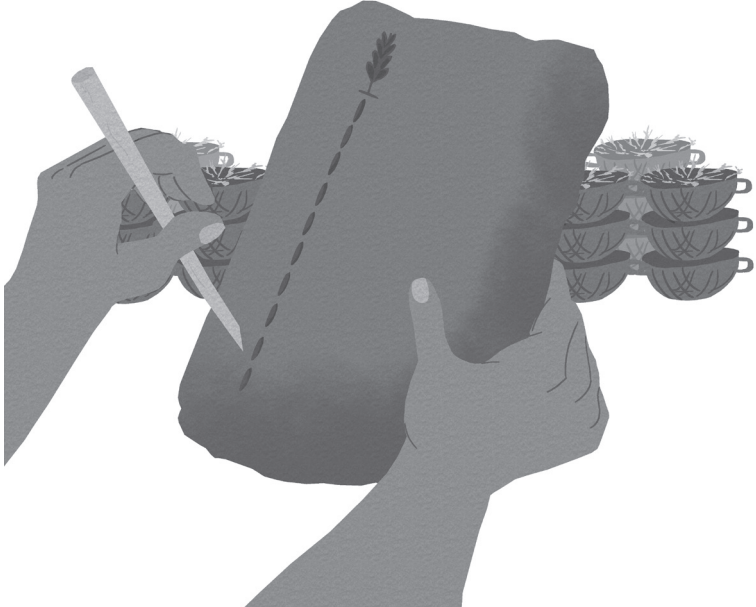
	<b>READ</b>	<p>Birds will fly. Birds will fly high. Birds will fly high in the sky. Birds will fly high in the sky at night. Birds will fly high in the sky at night when it is not bright. Is it right? Is it right for birds to fly? Is it right for birds to fly at night? Birds should fly when it is light. Birds should fly when it is light and bright.</p>
--	-------------	--

	<b>WRITE</b>	<ol style="list-style-type: none"> <li>1. Where do birds fly? Birds fly ___ in the sky.</li> <li>2. When do birds fly? Birds fly at _____ when it is not _____.</li> </ol>
--	--------------	--





## WEDNESDAY ACTIVITY 2

	<b>READ</b>	Read the  and  words from Activity 1.
	<b>WRITE</b>	Write the  and  words in your dictionary. Write a <b>sentence</b> with: night Write a <b>question</b> with: fight





## THURSDAY ACTIVITY 1

	<b>LOOK &amp; SAY</b>	humans	created	simple	records	tablets
	<b>SOUND OUT</b>	light	high	fight	tight	
		pray	prick	preen	press	
	<b>READ</b>	<p>Humans will create. Humans will create records. Humans will create simple records. Humans like to press. They like to press buttons. They like to press buttons that are light. If the button is tight they will press harder. Long ago humans wrote on tablets. They wrote on tablets so they would not fight. They put the tablets up high so they were safe. Would you like to write on a tablet?</p> 				





## THURSDAY ACTIVITY 2

	<b>READ</b>	Read the  and  words from Activity 1.
	<b>WRITE</b>	<ol style="list-style-type: none"><li>1. What did humans create? Humans created _____.</li><li>2. What do humans like to do? Humans like to _____ buttons.</li><li>3. What happens if the button is tight? If the button is tight, humans will press _____.</li><li>4. What did humans write on long ago? Humans wrote on _____ long ago.</li><li>5. Would you like to write on a tablet? Yes/no, <b>I</b> would/would not like to write on a tablet.</li></ol>







## FRIDAY ACTIVITY 1

	<b>READ</b>	Read the  and  words again.
	<b>READ</b>	Read the story from Thursday Activity 1.






## FRIDAY ACTIVITY 2

	<b>READ</b>	Read the  and  words again.
	<b>WRITE</b>	Write the sentences in your book. Fix the mistakes. <ol style="list-style-type: none"><li>1. humans will create records</li><li>2. long ago humans wrote on tablets</li><li>3. would you like to write on a tablet</li></ol>



### MONDAY ACTIVITY 1


	<b>LOOK &amp; SAY</b>	humans	created	simple	records	tablets
	<b>SOUND OUT</b>	when	which	wheel	whale	
		my	try	why	dry	
	<b>READ</b>	You should try. You should try to stay dry. You should try to stay dry near the whale. You should try to stay dry near the whale when it splashes. Will you try? Will you try to stay dry? Which way will you try? Which way will you try to stay dry? My dad will stay dry. My dad will stay dry when the whale splashes.				
	<b>WRITE</b>	Write the  and  words in your dictionary.				


### MONDAY ACTIVITY 2

	<b>READ</b>	Read the  and  words from Activity 1.				
	<b>READ</b>	I created. I created a wheel. I created a wheel with my sister. When will you try? When will you try my wheel? My wheel is simple. All humans need a wheel. All humans need a wheel for their car. Why will you not try? Why will you not try my wheel? Which wheel will you try? I will try your wheel. I will try your wheel today.				
	<b>WRITE</b>	Write a <b>sentence</b> with: simple Write a <b>question</b> with: tablets				

### TUESDAY ACTIVITY 1


	<b>LOOK &amp; SAY</b>	humans	created	simple	records	tablets
	<b>SOUND OUT</b>	pray	prick	preen	press	
		prank	proud			

	<b>READ</b>	<p>I am proud. I am proud of my prank. I am proud of my prank to prick. I am proud of my prank to prick your finger. Is it good? Is it good to prank? Is it good to be proud to prank? Is it good to be proud to prank to prick someone's finger? It is not good. It is not good to prank. It is not good to be proud to prank. It is not good to be proud to prank to prick someone's finger.</p>
--	-------------	--


	<b>WRITE</b>	<ol style="list-style-type: none"> <li>1. What am I proud of? I am proud of my _____.</li> <li>2. Is it good to prank? Yes/no, it is/ is not good to prank.</li> </ol>
--	--------------	--


## TUESDAY ACTIVITY 2


	<b>READ</b>	Read the  and  words from Activity 1.
--	-------------	---


	<b>WRITE</b>	Write a <b>sentence</b> with: press Write a <b>question</b> with: pray
--	--------------	---

## WEDNESDAY ACTIVITY 1







	<b>LOOK &amp; SAY</b>	humans	created	simple	records	tablets
--	-----------------------	--------	---------	--------	---------	---------

	<b>SOUND OUT</b>	light	high	fight	tight
		night	right	bright	




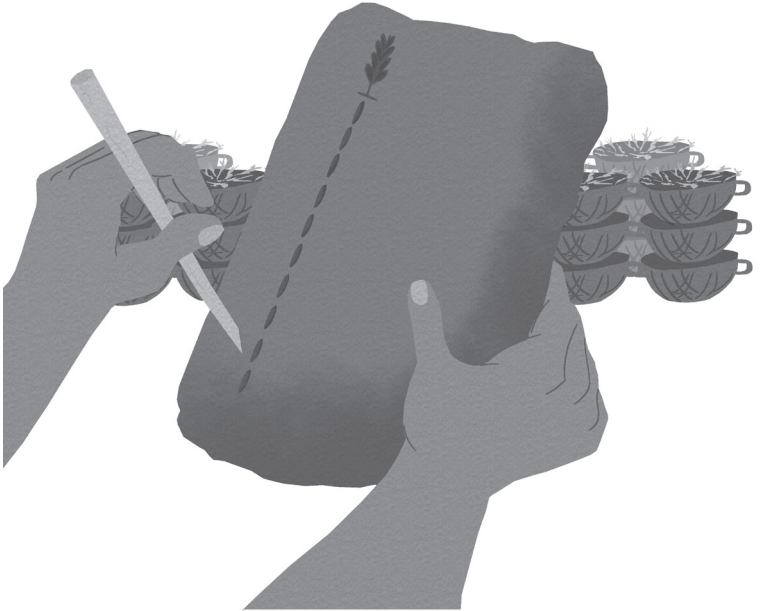
	<b>READ</b>	<p>Birds will fly. Birds will fly high. Birds will fly high in the sky. Birds will fly high in the sky at night. Birds will fly high in the sky at night when it is not bright. Is it right? Is it right for birds to fly? Is it right for birds to fly at night? Birds should fly when it is light. Birds should fly when it is light and bright.</p>
--	-------------	--

	<b>WRITE</b>	<ol style="list-style-type: none"> <li>1. Where do birds fly? Birds fly ___ in the sky.</li> <li>2. When do birds fly? Birds fly at _____ when it is not _____.</li> </ol>
--	--------------	--

## WEDNESDAY ACTIVITY 2





	<b>READ</b>	Read the  and  words from Activity 1.
	<b>WRITE</b>	Write the  and  words in your dictionary. Write a <b>sentence</b> with: night Write a <b>question</b> with: fight

## THURSDAY ACTIVITY 1





	<b>LOOK &amp; SAY</b>	humans	created	simple	records	tablets
	<b>SOUND OUT</b>	light	high	fight	tight	
		pray	prick	preen	press	
	<b>READ</b>	<p>Humans will create. Humans will create records. Humans will create simple records. Humans like to press. They like to press buttons. They like to press buttons that are light. If the button is tight they will press harder. Long ago humans wrote on tablets. They wrote on tablets so they would not fight. They put the tablets up high so they were safe. Would you like to write on a tablet?</p> 				







## THURSDAY ACTIVITY 2

	<b>READ</b>	Read the  and  words from Activity 1.
	<b>WRITE</b>	<ol style="list-style-type: none"><li>1. What did humans create? Humans created _____.</li><li>2. What do humans like to do? Humans like to _____ buttons.</li><li>3. What happens if the button is tight? If the button is tight, humans will press _____.</li><li>4. What did humans write on long ago? Humans wrote on _____ long ago.</li><li>5. Would you like to write on a tablet? Yes/no, <b>I</b> would/would not like to write on a tablet.</li></ol>







## FRIDAY ACTIVITY 1

	<b>READ</b>	Read the  and  words again.
	<b>READ</b>	Read the story from Thursday Activity 1.






## FRIDAY ACTIVITY 2

	<b>READ</b>	Read the  and  words again.
	<b>WRITE</b>	Write the sentences in your book. Fix the mistakes. <ol style="list-style-type: none"><li>1. humans will create records</li><li>2. long ago humans wrote on tablets</li><li>3. would you like to write on a tablet</li></ol>



### MONDAY ACTIVITY 1



	<b>LOOK &amp; SAY</b>	humans	created	simple	records	tablets
	<b>SOUND OUT</b>	when	which	wheel	whale	
		my	try	why	dry	
	<b>READ</b>	You should try. You should try to stay dry. You should try to stay dry near the whale. You should try to stay dry near the whale when it splashes. Will you try? Will you try to stay dry? Which way will you try? Which way will you try to stay dry? My dad will stay dry. My dad will stay dry when the whale splashes.				
	<b>WRITE</b>	Write the  and  words in your dictionary.				

### MONDAY ACTIVITY 2





	<b>READ</b>	Read the  and  words from Activity 1.				
	<b>READ</b>	I created. I created a wheel. I created a wheel with my sister. When will you try? When will you try my wheel? My wheel is simple. All humans need a wheel. All humans need a wheel for their car. Why will you not try? Why will you not try my wheel? Which wheel will you try? I will try your wheel. I will try your wheel today.				
	<b>WRITE</b>	Write a <b>sentence</b> with: simple Write a <b>question</b> with: tablets				

### TUESDAY ACTIVITY 1





	<b>LOOK &amp; SAY</b>	humans	created	simple	records	tablets
	<b>SOUND OUT</b>	pray	prick	preen	press	
		prank	proud			

	<b>READ</b>	I am proud. I am proud of my prank. I am proud of my prank to prick. I am proud of my prank to prick your finger. Is it good? Is it good to prank? Is it good to be proud to prank? Is it good to be proud to prank to prick someone's finger? It is not good. It is not good to prank. It is not good to be proud to prank. It is not good to be proud to prank to prick someone's finger.
	<b>WRITE</b>	1. What am I proud of? I am proud of my _____. 2. Is it good to prank? Yes/no, it is/ is not good to prank.







## TUESDAY ACTIVITY 2

	<b>READ</b>	Read the  and  words from Activity 1.
	<b>WRITE</b>	Write a <b>sentence</b> with: press Write a <b>question</b> with: pray




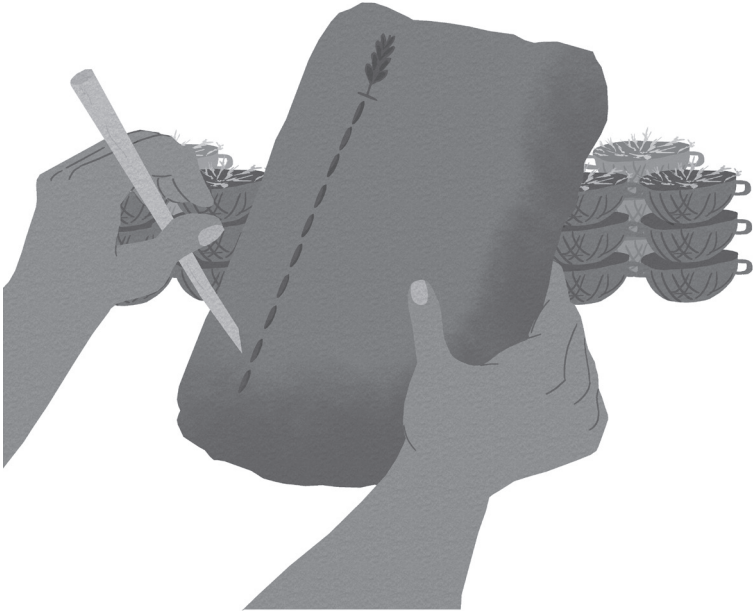
## WEDNESDAY ACTIVITY 1

	<b>LOOK &amp; SAY</b>	humans	created	simple	records	tablets
	<b>SOUND OUT</b>	light	high	fight	tight	
		night	right	bright		
	<b>READ</b>	Birds will fly. Birds will fly high. Birds will fly high in the sky. Birds will fly high in the sky at night. Birds will fly high in the sky at night when it is not bright. Is it right? Is it right for birds to fly? Is it right for birds to fly at night? Birds should fly when it is light. Birds should fly when it is light and bright.				
	<b>WRITE</b>	1. Where do birds fly? Birds fly ____ in the sky. 2. When do birds fly? Birds fly at _____ when it is not _____.				





## WEDNESDAY ACTIVITY 2

	<b>READ</b>	Read the  and  words from Activity 1.
	<b>WRITE</b>	Write the  and  words in your dictionary. Write a <b>sentence</b> with: night Write a <b>question</b> with: fight





## THURSDAY ACTIVITY 1

	<b>LOOK &amp; SAY</b>	humans	created	simple	records	tablets
	<b>SOUND OUT</b>	light	high	fight	tight	
	<b>READ</b>	<p>Humans will create. Humans will create records. Humans will create simple records. Humans like to press. They like to press buttons. They like to press buttons that are light. If the button is tight they will press harder. Long ago humans wrote on tablets. They wrote on tablets so they would not fight. They put the tablets up high so they were safe. Would you like to write on a tablet?</p> 				





## THURSDAY ACTIVITY 2

	<b>READ</b>	Read the  and  words from Activity 1.
	<b>WRITE</b>	<ol style="list-style-type: none"><li>1. What did humans create? Humans created _____.</li><li>2. What do humans like to do? Humans like to _____ buttons.</li><li>3. What happens if the button is tight? If the button is tight, humans will press _____.</li><li>4. What did humans write on long ago? Humans wrote on _____ long ago.</li><li>5. Would you like to write on a tablet? Yes/no, <b>I</b> would/would not like to write on a tablet.</li></ol>







## FRIDAY ACTIVITY 1

	<b>READ</b>	Read the  and  words again.
	<b>READ</b>	Read the story from Thursday Activity 1.






## FRIDAY ACTIVITY 2

	<b>READ</b>	Read the  and  words again.
	<b>WRITE</b>	Write the sentences in your book. Fix the mistakes. <ol style="list-style-type: none"><li>1. humans will create records</li><li>2. long ago humans wrote on tablets</li><li>3. would you like to write on a tablet</li></ol>



### MONDAY ACTIVITY 1



	<b>LOOK &amp; SAY</b>	humans	created	simple	records	tablets
	<b>SOUND OUT</b>	when	which	wheel	whale	
		my	try	why	dry	
	<b>READ</b>	You should try. You should try to stay dry. You should try to stay dry near the whale. You should try to stay dry near the whale when it splashes. Will you try? Will you try to stay dry? Which way will you try? Which way will you try to stay dry? My dad will stay dry. My dad will stay dry when the whale splashes.				
	<b>WRITE</b>	Write the  and  words in your dictionary.				

### MONDAY ACTIVITY 2





	<b>READ</b>	Read the  and  words from Activity 1.				
	<b>READ</b>	I created. I created a wheel. I created a wheel with my sister. When will you try? When will you try my wheel? My wheel is simple. All humans need a wheel. All humans need a wheel for their car. Why will you not try? Why will you not try my wheel? Which wheel will you try? I will try your wheel. I will try your wheel today.				
	<b>WRITE</b>	Write a <b>sentence</b> with: simple Write a <b>question</b> with: tablets				

### TUESDAY ACTIVITY 1





	<b>LOOK &amp; SAY</b>	humans	created	simple	records	tablets
	<b>SOUND OUT</b>	pray	prick	preen	press	
		prank	proud			

	<b>READ</b>	<p>I am proud. I am proud of my prank. I am proud of my prank to prick. I am proud of my prank to prick your finger. Is it good? Is it good to prank? Is it good to be proud to prank? Is it good to be proud to prank to prick someone's finger? It is not good. It is not good to prank. It is not good to be proud to prank. It is not good to be proud to prank to prick someone's finger.</p>
	<b>WRITE</b>	<ol style="list-style-type: none"> <li>1. What am I proud of? I am proud of my _____.</li> <li>2. Is it good to prank? Yes/no, it is/ is not good to prank.</li> </ol>

## TUESDAY ACTIVITY 2







	<b>READ</b>	Read the  and  words from Activity 1.
	<b>WRITE</b>	Write a <b>sentence</b> with: press Write a <b>question</b> with: pray

## WEDNESDAY ACTIVITY 1




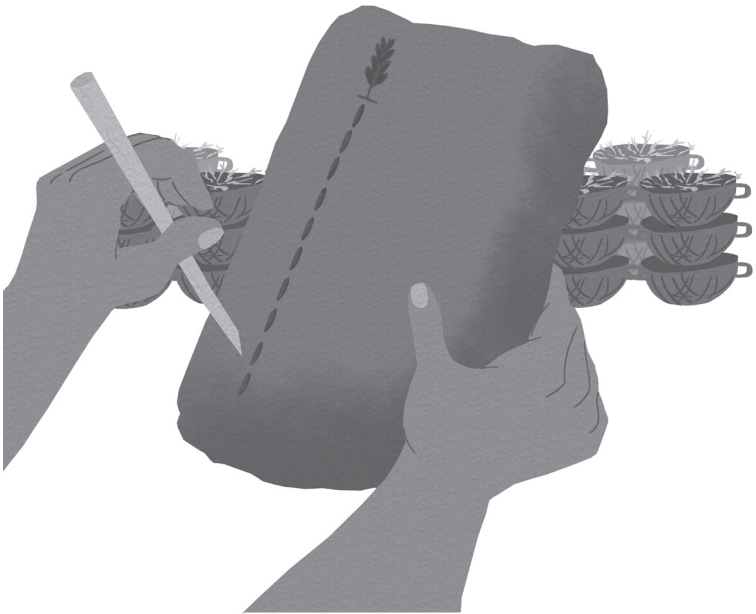
	<b>LOOK &amp; SAY</b>	humans	created	simple	records	tablets
	<b>SOUND OUT</b>	light	high	fight	tight	
		night	right	bright		
	<b>READ</b>	Birds will fly. Birds will fly high. Birds will fly high in the sky. Birds will fly high in the sky at night. Birds will fly high in the sky at night when it is not bright. Is it right? Is it right for birds to fly? Is it right for birds to fly at night? Birds should fly when it is light. Birds should fly when it is light and bright.				
	<b>WRITE</b>	<ol style="list-style-type: none"> <li>1. Where do birds fly? Birds fly ___ in the sky.</li> <li>2. When do birds fly? Birds fly at _____ when it is not _____.</li> </ol>				







## WEDNESDAY ACTIVITY 2

	<b>READ</b>	Read the  and  words from Activity 1.
	<b>WRITE</b>	Write the  and  words in your dictionary. Write a <b>sentence</b> with: night Write a <b>question</b> with: fight





## THURSDAY ACTIVITY 1

	<b>LOOK &amp; SAY</b>	humans	created	simple	records	tablets
	<b>SOUND OUT</b>	light	high	fight	tight	
		pray	prick	preen	press	
	<b>READ</b>	<p>Humans will create. Humans will create records. Humans will create simple records. Humans like to press. They like to press buttons. They like to press buttons that are light. If the button is tight they will press harder. Long ago humans wrote on tablets. They wrote on tablets so they would not fight. They put the tablets up high so they were safe. Would you like to write on a tablet?</p> 				





## THURSDAY ACTIVITY 2

	<b>READ</b>	Read the  and  words from Activity 1.
	<b>WRITE</b>	<ol style="list-style-type: none"><li>1. What did humans create? Humans created _____.</li><li>2. What do humans like to do? Humans like to _____ buttons.</li><li>3. What happens if the button is tight? If the button is tight, humans will press _____.</li><li>4. What did humans write on long ago? Humans wrote on _____ long ago.</li><li>5. Would you like to write on a tablet? Yes/no, <b>I</b> would/would not like to write on a tablet.</li></ol>







## FRIDAY ACTIVITY 1

	<b>READ</b>	Read the  and  words again.
	<b>READ</b>	Read the story from Thursday Activity 1.






## FRIDAY ACTIVITY 2

	<b>READ</b>	Read the  and  words again.
	<b>WRITE</b>	Write the sentences in your book. Fix the mistakes. <ol style="list-style-type: none"><li>1. humans will create records</li><li>2. long ago humans wrote on tablets</li><li>3. would you like to write on a tablet</li></ol>



### MONDAY ACTIVITY 1


	<b>LOOK &amp; SAY</b>	humans	created	simple	records	tablets
	<b>SOUND OUT</b>	when	which	wheel	whale	
		my	try	why	dry	
	<b>READ</b>	You should try. You should try to stay dry. You should try to stay dry near the whale. You should try to stay dry near the whale when it splashes. Will you try? Will you try to stay dry? Which way will you try? Which way will you try to stay dry? My dad will stay dry. My dad will stay dry when the whale splashes.				
	<b>WRITE</b>	Write the  and  words in your dictionary.				


### MONDAY ACTIVITY 2

	<b>READ</b>	Read the  and  words from Activity 1.				
	<b>READ</b>	I created. I created a wheel. I created a wheel with my sister. When will you try? When will you try my wheel? My wheel is simple. All humans need a wheel. All humans need a wheel for their car. Why will you not try? Why will you not try my wheel? Which wheel will you try? I will try your wheel. I will try your wheel today.				
	<b>WRITE</b>	Write a <b>sentence</b> with: simple Write a <b>question</b> with: tablets				

### TUESDAY ACTIVITY 1


	<b>LOOK &amp; SAY</b>	humans	created	simple	records	tablets
	<b>SOUND OUT</b>	pray	prick	preen	press	
		prank	proud			

	<b>READ</b>	<p>I am proud. I am proud of my prank. I am proud of my prank to prick. I am proud of my prank to prick your finger. Is it good? Is it good to prank? Is it good to be proud to prank? Is it good to be proud to prank to prick someone's finger? It is not good. It is not good to prank. It is not good to be proud to prank. It is not good to be proud to prank to prick someone's finger.</p>
--	-------------	--


	<b>WRITE</b>	<ol style="list-style-type: none"> <li>1. What am I proud of? I am proud of my _____.</li> <li>2. Is it good to prank? Yes/no, it is/ is not good to prank.</li> </ol>
--	--------------	--


## TUESDAY ACTIVITY 2


	<b>READ</b>	Read the  and  words from Activity 1.
--	-------------	---


	<b>WRITE</b>	Write a <b>sentence</b> with: press Write a <b>question</b> with: pray
--	--------------	---

## WEDNESDAY ACTIVITY 1







	<b>LOOK &amp; SAY</b>	humans	created	simple	records	tablets
--	-----------------------	--------	---------	--------	---------	---------

	<b>SOUND OUT</b>	light	high	fight	tight
		night	right	bright	




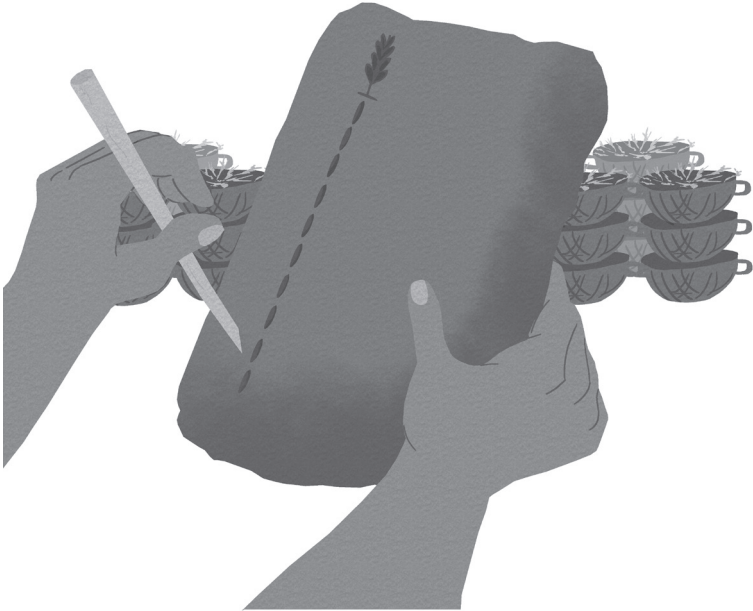
	<b>READ</b>	<p>Birds will fly. Birds will fly high. Birds will fly high in the sky. Birds will fly high in the sky at night. Birds will fly high in the sky at night when it is not bright. Is it right? Is it right for birds to fly? Is it right for birds to fly at night? Birds should fly when it is light. Birds should fly when it is light and bright.</p>
--	-------------	--

	<b>WRITE</b>	<ol style="list-style-type: none"> <li>1. Where do birds fly? Birds fly ___ in the sky.</li> <li>2. When do birds fly? Birds fly at _____ when it is not _____.</li> </ol>
--	--------------	--





## WEDNESDAY ACTIVITY 2

	<b>READ</b>	Read the  and  words from Activity 1.
	<b>WRITE</b>	Write the  and  words in your dictionary. Write a <b>sentence</b> with: night Write a <b>question</b> with: fight





## THURSDAY ACTIVITY 1

	<b>LOOK &amp; SAY</b>	humans	created	simple	records	tablets
	<b>SOUND OUT</b>	light	high	fight	tight	
		pray	prick	preen	press	
	<b>READ</b>	<p>Humans will create. Humans will create records. Humans will create simple records. Humans like to press. They like to press buttons. They like to press buttons that are light. If the button is tight they will press harder. Long ago humans wrote on tablets. They wrote on tablets so they would not fight. They put the tablets up high so they were safe. Would you like to write on a tablet?</p> 				





## THURSDAY ACTIVITY 2

	<b>READ</b>	Read the  and  words from Activity 1.
	<b>WRITE</b>	<ol style="list-style-type: none"><li>1. What did humans create? Humans created _____.</li><li>2. What do humans like to do? Humans like to _____ buttons.</li><li>3. What happens if the button is tight? If the button is tight, humans will press _____.</li><li>4. What did humans write on long ago? Humans wrote on _____ long ago.</li><li>5. Would you like to write on a tablet? Yes/no, <b>I</b> would/would not like to write on a tablet.</li></ol>







## FRIDAY ACTIVITY 1

	<b>READ</b>	Read the  and  words again.
	<b>READ</b>	Read the story from Thursday Activity 1.






## FRIDAY ACTIVITY 2

	<b>READ</b>	Read the  and  words again.
	<b>WRITE</b>	Write the sentences in your book. Fix the mistakes. <ol style="list-style-type: none"><li>1. humans will create records</li><li>2. long ago humans wrote on tablets</li><li>3. would you like to write on a tablet</li></ol>



### MONDAY ACTIVITY 1

	<b>LOOK &amp; SAY</b>	humans	created	simple	records	tablets
	<b>SOUND OUT</b>	when	which	wheel	whale	
		my	try	why	dry	
	<b>READ</b>	You should try. You should try to stay dry. You should try to stay dry near the whale. You should try to stay dry near the whale when it splashes. Will you try? Will you try to stay dry? Which way will you try? Which way will you try to stay dry? My dad will stay dry. My dad will stay dry when the whale splashes.				
	<b>WRITE</b>	Write the  and  words in your dictionary.				



### MONDAY ACTIVITY 2

	<b>READ</b>	Read the  and  words from Activity 1.				
	<b>READ</b>	I created. I created a wheel. I created a wheel with my sister. When will you try? When will you try my wheel? My wheel is simple. All humans need a wheel. All humans need a wheel for their car. Why will you not try? Why will you not try my wheel? Which wheel will you try? I will try your wheel. I will try your wheel today.				
	<b>WRITE</b>	Write a <b>sentence</b> with: simple Write a <b>question</b> with: tablets				





### TUESDAY ACTIVITY 1

	<b>LOOK &amp; SAY</b>	humans	created	simple	records	tablets
	<b>SOUND OUT</b>	pray	prick	preen	press	
		prank	proud			







	<b>READ</b>	I am proud. I am proud of my prank. I am proud of my prank to prick. I am proud of my prank to prick your finger. Is it good? Is it good to prank? Is it good to be proud to prank? Is it good to be proud to prank to prick someone's finger? It is not good. It is not good to prank. It is not good to be proud to prank. It is not good to be proud to prank to prick someone's finger.
	<b>WRITE</b>	1. What am I proud of? I am proud of my _____. 2. Is it good to prank? Yes/no, it is/ is not good to prank.







## TUESDAY ACTIVITY 2

	<b>READ</b>	Read the  and  words from Activity 1.
	<b>WRITE</b>	Write a sentence with: press Write a question with: pray




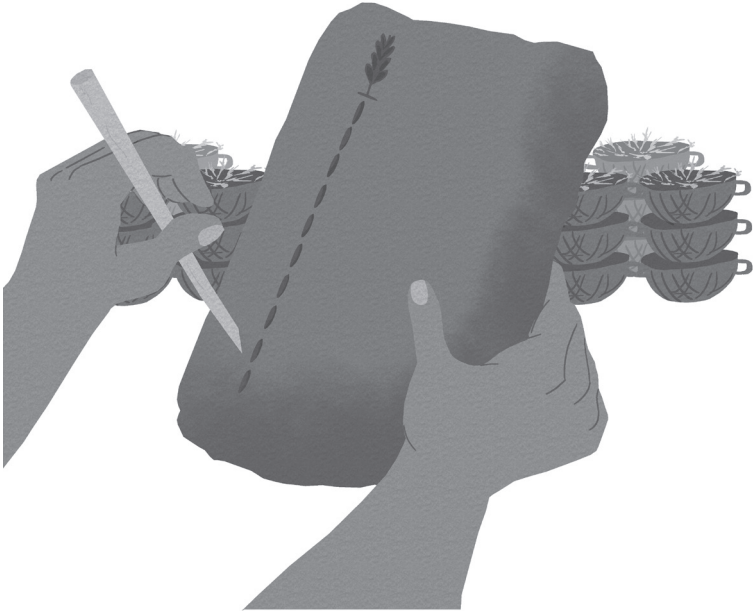
## WEDNESDAY ACTIVITY 1

	<b>LOOK &amp; SAY</b>	humans	created	simple	records	tablets
	<b>SOUND OUT</b>	light	high	fight	tight	
		night	right	bright		
	<b>READ</b>	Birds will fly. Birds will fly high. Birds will fly high in the sky. Birds will fly high in the sky at night. Birds will fly high in the sky at night when it is not bright. Is it right? Is it right for birds to fly? Is it right for birds to fly at night? Birds should fly when it is light. Birds should fly when it is light and bright.				
	<b>WRITE</b>	1. Where do birds fly? Birds fly ____ in the sky. 2. When do birds fly? Birds fly at _____ when it is not _____.				





## WEDNESDAY ACTIVITY 2

	<b>READ</b>	Read the  and  words from Activity 1.
	<b>WRITE</b>	Write the  and  words in your dictionary. Write a <b>sentence</b> with: night Write a <b>question</b> with: fight





## THURSDAY ACTIVITY 1

	<b>LOOK &amp; SAY</b>	humans	created	simple	records	tablets
	<b>SOUND OUT</b>	light	high	fight	tight	
		pray	prick	preen	press	
	<b>READ</b>	<p>Humans will create. Humans will create records. Humans will create simple records. Humans like to press. They like to press buttons. They like to press buttons that are light. If the button is tight they will press harder. Long ago humans wrote on tablets. They wrote on tablets so they would not fight. They put the tablets up high so they were safe. Would you like to write on a tablet?</p> 				





## THURSDAY ACTIVITY 2

	<b>READ</b>	Read the  and  words from Activity 1.
	<b>WRITE</b>	<ol style="list-style-type: none"><li>1. What did humans create? Humans created _____.</li><li>2. What do humans like to do? Humans like to _____ buttons.</li><li>3. What happens if the button is tight? If the button is tight, humans will press _____.</li><li>4. What did humans write on long ago? Humans wrote on _____ long ago.</li><li>5. Would you like to write on a tablet? Yes/no, <b>I</b> would/would not like to write on a tablet.</li></ol>







## FRIDAY ACTIVITY 1

	<b>READ</b>	Read the  and  words again.
	<b>READ</b>	Read the story from Thursday Activity 1.






## FRIDAY ACTIVITY 2

	<b>READ</b>	Read the  and  words again.
	<b>WRITE</b>	Write the sentences in your book. Fix the mistakes. <ol style="list-style-type: none"><li>1. humans will create records</li><li>2. long ago humans wrote on tablets</li><li>3. would you like to write on a tablet</li></ol>



### MONDAY ACTIVITY 1


	<b>LOOK &amp; SAY</b>	humans	created	simple	records	tablets
	<b>SOUND OUT</b>	when	which	wheel	whale	
		my	try	why	dry	
	<b>READ</b>	You should try. You should try to stay dry. You should try to stay dry near the whale. You should try to stay dry near the whale when it splashes. Will you try? Will you try to stay dry? Which way will you try? Which way will you try to stay dry? My dad will stay dry. My dad will stay dry when the whale splashes.				
	<b>WRITE</b>	Write the  and  words in your dictionary.				


### MONDAY ACTIVITY 2

	<b>READ</b>	Read the  and  words from Activity 1.				
	<b>READ</b>	I created. I created a wheel. I created a wheel with my sister. When will you try? When will you try my wheel? My wheel is simple. All humans need a wheel. All humans need a wheel for their car. Why will you not try? Why will you not try my wheel? Which wheel will you try? I will try your wheel. I will try your wheel today.				
	<b>WRITE</b>	Write a <b>sentence</b> with: simple Write a <b>question</b> with: tablets				

### TUESDAY ACTIVITY 1


	<b>LOOK &amp; SAY</b>	humans	created	simple	records	tablets
	<b>SOUND OUT</b>	pray	prick	preen	press	
		prank	proud			

	<b>READ</b>	<p>I am proud. I am proud of my prank. I am proud of my prank to prick. I am proud of my prank to prick your finger. Is it good? Is it good to prank? Is it good to be proud to prank? Is it good to be proud to prank to prick someone's finger? It is not good. It is not good to prank. It is not good to be proud to prank. It is not good to be proud to prank to prick someone's finger.</p>
--	-------------	--


	<b>WRITE</b>	<ol style="list-style-type: none"> <li>1. What am I proud of? I am proud of my _____.</li> <li>2. Is it good to prank? Yes/no, it is/ is not good to prank.</li> </ol>
--	--------------	--


## TUESDAY ACTIVITY 2


	<b>READ</b>	Read the  and  words from Activity 1.
--	-------------	---


	<b>WRITE</b>	Write a <b>sentence</b> with: press Write a <b>question</b> with: pray
--	--------------	---

## WEDNESDAY ACTIVITY 1







	<b>LOOK &amp; SAY</b>	humans	created	simple	records	tablets
--	-----------------------	--------	---------	--------	---------	---------

	<b>SOUND OUT</b>	light	high	fight	tight
		night	right	bright	




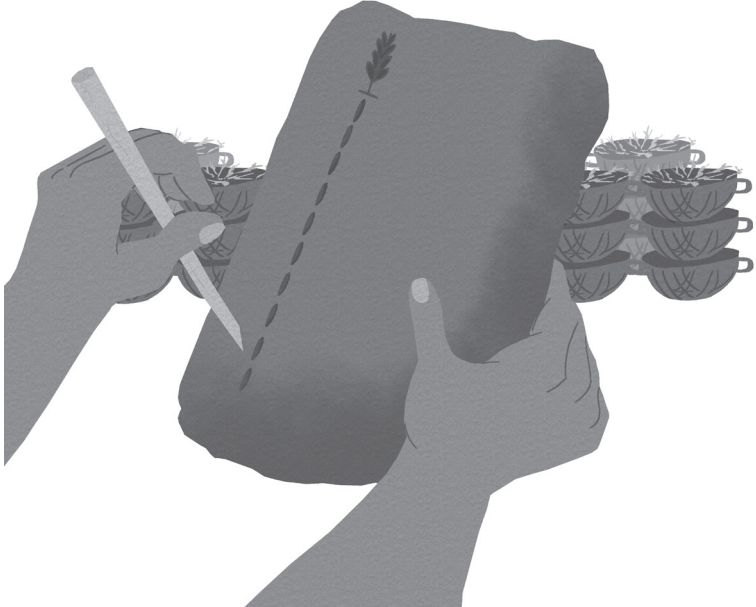
	<b>READ</b>	<p>Birds will fly. Birds will fly high. Birds will fly high in the sky. Birds will fly high in the sky at night. Birds will fly high in the sky at night when it is not bright. Is it right? Is it right for birds to fly? Is it right for birds to fly at night? Birds should fly when it is light. Birds should fly when it is light and bright.</p>
--	-------------	--

	<b>WRITE</b>	<ol style="list-style-type: none"> <li>1. Where do birds fly? Birds fly ___ in the sky.</li> <li>2. When do birds fly? Birds fly at _____ when it is not _____.</li> </ol>
--	--------------	--





## WEDNESDAY ACTIVITY 2

	<b>READ</b>	Read the  and  words from Activity 1.
	<b>WRITE</b>	Write the  and  words in your dictionary. Write a <b>sentence</b> with: night Write a <b>question</b> with: fight





## THURSDAY ACTIVITY 1

	<b>LOOK &amp; SAY</b>	humans	created	simple	records	tablets
	<b>SOUND OUT</b>	light	high	fight	tight	
		pray	prick	preen	press	
	<b>READ</b>	<p>Humans will create. Humans will create records. Humans will create simple records. Humans like to press. They like to press buttons. They like to press buttons that are light. If the button is tight they will press harder. Long ago humans wrote on tablets. They wrote on tablets so they would not fight. They put the tablets up high so they were safe. Would you like to write on a tablet?</p> 				





## THURSDAY ACTIVITY 2

	<b>READ</b>	Read the  and  words from Activity 1.
	<b>WRITE</b>	<ol style="list-style-type: none"><li>1. What did humans create? Humans created _____.</li><li>2. What do humans like to do? Humans like to _____ buttons.</li><li>3. What happens if the button is tight? If the button is tight, humans will press _____.</li><li>4. What did humans write on long ago? Humans wrote on _____ long ago.</li><li>5. Would you like to write on a tablet? Yes/no, <b>I</b> would/would not like to write on a tablet.</li></ol>

## FRIDAY ACTIVITY 1







	<b>READ</b>	Read the  and  words again.
	<b>READ</b>	Read the story from Thursday Activity 1.

## FRIDAY ACTIVITY 2






	<b>READ</b>	Read the  and  words again.
	<b>WRITE</b>	Write the sentences in your book. Fix the mistakes. <ol style="list-style-type: none"><li>1. humans will create records</li><li>2. long ago humans wrote on tablets</li><li>3. would you like to write on a tablet</li></ol>





### MONDAY ACTIVITY 1



	<b>LOOK &amp; SAY</b>	humans	created	simple	records	tablets
	<b>SOUND OUT</b>	when	which	wheel	whale	
		my	try	why	dry	
	<b>READ</b>	You should try. You should try to stay dry. You should try to stay dry near the whale. You should try to stay dry near the whale when it splashes. Will you try? Will you try to stay dry? Which way will you try? Which way will you try to stay dry? My dad will stay dry. My dad will stay dry when the whale splashes.				
	<b>WRITE</b>	Write the  and  words in your dictionary.				

### MONDAY ACTIVITY 2





	<b>READ</b>	Read the  and  words from Activity 1.				
	<b>READ</b>	I created. I created a wheel. I created a wheel with my sister. When will you try? When will you try my wheel? My wheel is simple. All humans need a wheel. All humans need a wheel for their car. Why will you not try? Why will you not try my wheel? Which wheel will you try? I will try your wheel. I will try your wheel today.				
	<b>WRITE</b>	Write a <b>sentence</b> with: simple Write a <b>question</b> with: tablets				

### TUESDAY ACTIVITY 1





	<b>LOOK &amp; SAY</b>	humans	created	simple	records	tablets
	<b>SOUND OUT</b>	pray	prick	preen	press	
		prank	proud			

	<b>READ</b>	<p>I am proud. I am proud of my prank. I am proud of my prank to prick. I am proud of my prank to prick your finger. Is it good? Is it good to prank? Is it good to be proud to prank? Is it good to be proud to prank to prick someone's finger? It is not good. It is not good to prank. It is not good to be proud to prank. It is not good to be proud to prank to prick someone's finger.</p>
	<b>WRITE</b>	<ol style="list-style-type: none"> <li>1. What am I proud of? I am proud of my _____.</li> <li>2. Is it good to prank? Yes/no, it is/ is not good to prank.</li> </ol>







## TUESDAY ACTIVITY 2

	<b>READ</b>	Read the  and  words from Activity 1.
	<b>WRITE</b>	Write a <b>sentence</b> with: press Write a <b>question</b> with: pray




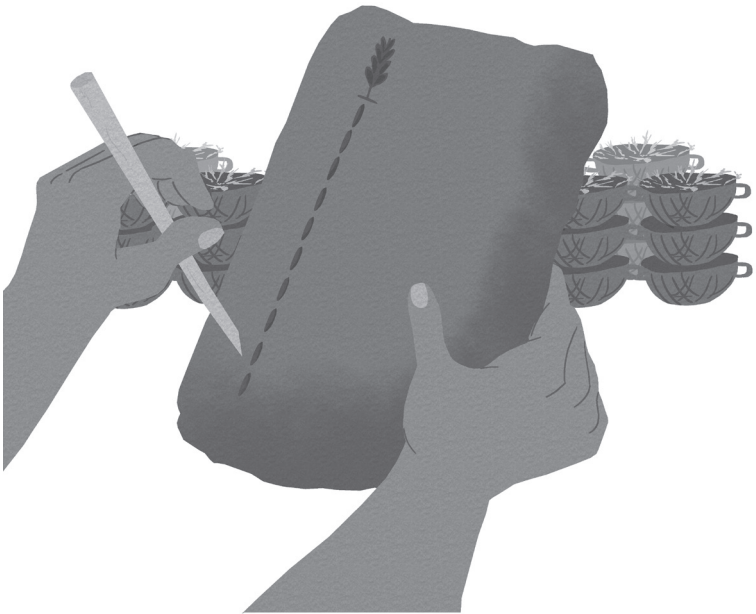
## WEDNESDAY ACTIVITY 1

	<b>LOOK &amp; SAY</b>	humans	created	simple	records	tablets
	<b>SOUND OUT</b>	light	high	fight	tight	
		night	right	bright		
	<b>READ</b>	Birds will fly. Birds will fly high. Birds will fly high in the sky. Birds will fly high in the sky at night. Birds will fly high in the sky at night when it is not bright. Is it right? Is it right for birds to fly? Is it right for birds to fly at night? Birds should fly when it is light. Birds should fly when it is light and bright.				
	<b>WRITE</b>	<ol style="list-style-type: none"> <li>1. Where do birds fly? Birds fly ___ in the sky.</li> <li>2. When do birds fly? Birds fly at _____ when it is not _____.</li> </ol>				





## WEDNESDAY ACTIVITY 2

	<b>READ</b>	Read the  and  words from Activity 1.
	<b>WRITE</b>	Write the  and  words in your dictionary. Write a <b>sentence</b> with: night Write a <b>question</b> with: fight





## THURSDAY ACTIVITY 1

	<b>LOOK &amp; SAY</b>	humans	created	simple	records	tablets
	<b>SOUND OUT</b>	light	high	fight	tight	
		pray	prick	preen	press	
	<b>READ</b>	<p>Humans will create. Humans will create records. Humans will create simple records. Humans like to press. They like to press buttons. They like to press buttons that are light. If the button is tight they will press harder. Long ago humans wrote on tablets. They wrote on tablets so they would not fight. They put the tablets up high so they were safe. Would you like to write on a tablet?</p> 				





## THURSDAY ACTIVITY 2

	<b>READ</b>	Read the  and  words from Activity 1.
	<b>WRITE</b>	<ol style="list-style-type: none"><li>1. What did humans create? Humans created _____.</li><li>2. What do humans like to do? Humans like to _____ buttons.</li><li>3. What happens if the button is tight? If the button is tight, humans will press _____.</li><li>4. What did humans write on long ago? Humans wrote on _____ long ago.</li><li>5. Would you like to write on a tablet? Yes/no, <b>I</b> would/would not like to write on a tablet.</li></ol>







## FRIDAY ACTIVITY 1

	<b>READ</b>	Read the  and  words again.
	<b>READ</b>	Read the story from Thursday Activity 1.






## FRIDAY ACTIVITY 2

	<b>READ</b>	Read the  and  words again.
	<b>WRITE</b>	Write the sentences in your book. Fix the mistakes. <ol style="list-style-type: none"><li>1. humans will create records</li><li>2. long ago humans wrote on tablets</li><li>3. would you like to write on a tablet</li></ol>



### MONDAY ACTIVITY 1


	<b>LOOK &amp; SAY</b>	humans	created	simple	records	tablets
	<b>SOUND OUT</b>	when	which	wheel	whale	
		my	try	why	dry	
	<b>READ</b>	You should try. You should try to stay dry. You should try to stay dry near the whale. You should try to stay dry near the whale when it splashes. Will you try? Will you try to stay dry? Which way will you try? Which way will you try to stay dry? My dad will stay dry. My dad will stay dry when the whale splashes.				
	<b>WRITE</b>	Write the  and  words in your dictionary.				


### MONDAY ACTIVITY 2

	<b>READ</b>	Read the  and  words from Activity 1.				
	<b>READ</b>	I created. I created a wheel. I created a wheel with my sister. When will you try? When will you try my wheel? My wheel is simple. All humans need a wheel. All humans need a wheel for their car. Why will you not try? Why will you not try my wheel? Which wheel will you try? I will try your wheel. I will try your wheel today.				
	<b>WRITE</b>	Write a <b>sentence</b> with: simple Write a <b>question</b> with: tablets				

### TUESDAY ACTIVITY 1


	<b>LOOK &amp; SAY</b>	humans	created	simple	records	tablets
	<b>SOUND OUT</b>	pray	prick	preen	press	
		prank	proud			

	<b>READ</b>	<p>I am proud. I am proud of my prank. I am proud of my prank to prick. I am proud of my prank to prick your finger. Is it good? Is it good to prank? Is it good to be proud to prank? Is it good to be proud to prank to prick someone's finger? It is not good. It is not good to prank. It is not good to be proud to prank. It is not good to be proud to prank to prick someone's finger.</p>
--	-------------	--


	<b>WRITE</b>	<ol style="list-style-type: none"> <li>1. What am I proud of? I am proud of my _____.</li> <li>2. Is it good to prank? Yes/no, it is/ is not good to prank.</li> </ol>
--	--------------	--


## TUESDAY ACTIVITY 2


	<b>READ</b>	Read the  and  words from Activity 1.
--	-------------	---


	<b>WRITE</b>	Write a <b>sentence</b> with: press Write a <b>question</b> with: pray
--	--------------	---

## WEDNESDAY ACTIVITY 1







	<b>LOOK &amp; SAY</b>	humans	created	simple	records	tablets
--	-----------------------	--------	---------	--------	---------	---------

	<b>SOUND OUT</b>	light	high	fight	tight
		night	right	bright	




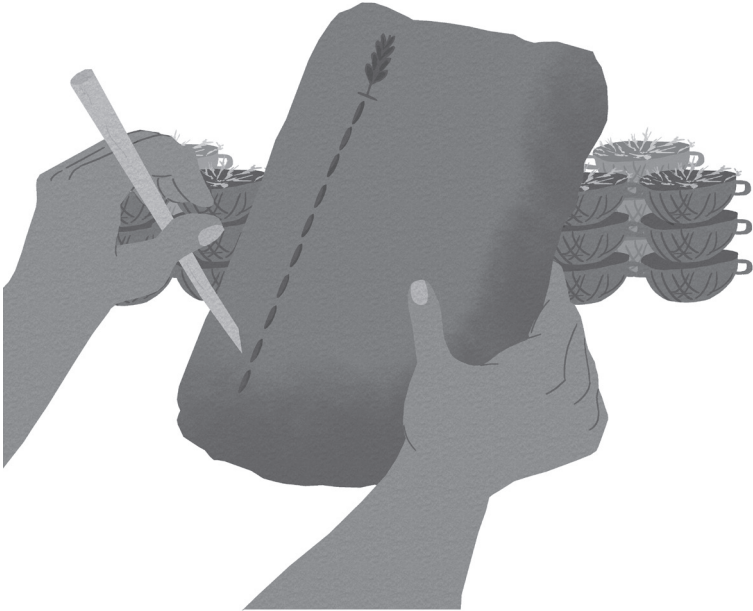
	<b>READ</b>	<p>Birds will fly. Birds will fly high. Birds will fly high in the sky. Birds will fly high in the sky at night. Birds will fly high in the sky at night when it is not bright. Is it right? Is it right for birds to fly? Is it right for birds to fly at night? Birds should fly when it is light. Birds should fly when it is light and bright.</p>
--	-------------	--

	<b>WRITE</b>	<ol style="list-style-type: none"> <li>1. Where do birds fly? Birds fly ___ in the sky.</li> <li>2. When do birds fly? Birds fly at _____ when it is not _____.</li> </ol>
--	--------------	--

## WEDNESDAY ACTIVITY 2





	<b>READ</b>	Read the  and  words from Activity 1.
	<b>WRITE</b>	Write the  and  words in your dictionary. Write a <b>sentence</b> with: night Write a <b>question</b> with: fight

## THURSDAY ACTIVITY 1





	<b>LOOK &amp; SAY</b>	humans	created	simple	records	tablets
	<b>SOUND OUT</b>	light	high	fight	tight	
		pray	prick	preen	press	
	<b>READ</b>	<p>Humans will create. Humans will create records. Humans will create simple records. Humans like to press. They like to press buttons. They like to press buttons that are light. If the button is tight they will press harder. Long ago humans wrote on tablets. They wrote on tablets so they would not fight. They put the tablets up high so they were safe. Would you like to write on a tablet?</p> 				







## THURSDAY ACTIVITY 2

	<b>READ</b>	Read the  and  words from Activity 1.
	<b>WRITE</b>	<ol style="list-style-type: none"><li>1. What did humans create? Humans created _____.</li><li>2. What do humans like to do? Humans like to _____ buttons.</li><li>3. What happens if the button is tight? If the button is tight, humans will press _____.</li><li>4. What did humans write on long ago? Humans wrote on _____ long ago.</li><li>5. Would you like to write on a tablet? Yes/no, <b>I</b> would/would not like to write on a tablet.</li></ol>







## FRIDAY ACTIVITY 1

	<b>READ</b>	Read the  and  words again.
	<b>READ</b>	Read the story from Thursday Activity 1.






## FRIDAY ACTIVITY 2

	<b>READ</b>	Read the  and  words again.
	<b>WRITE</b>	Write the sentences in your book. Fix the mistakes. <ol style="list-style-type: none"><li>1. humans will create records</li><li>2. long ago humans wrote on tablets</li><li>3. would you like to write on a tablet</li></ol>



### MONDAY ACTIVITY 1



	<b>LOOK &amp; SAY</b>	humans	created	simple	records	tablets
	<b>SOUND OUT</b>	when	which	wheel	whale	
		my	try	why	dry	
	<b>READ</b>	You should try. You should try to stay dry. You should try to stay dry near the whale. You should try to stay dry near the whale when it splashes. Will you try? Will you try to stay dry? Which way will you try? Which way will you try to stay dry? My dad will stay dry. My dad will stay dry when the whale splashes.				
	<b>WRITE</b>	Write the  and  words in your dictionary.				

### MONDAY ACTIVITY 2





	<b>READ</b>	Read the  and  words from Activity 1.				
	<b>READ</b>	I created. I created a wheel. I created a wheel with my sister. When will you try? When will you try my wheel? My wheel is simple. All humans need a wheel. All humans need a wheel for their car. Why will you not try? Why will you not try my wheel? Which wheel will you try? I will try your wheel. I will try your wheel today.				
	<b>WRITE</b>	Write a <b>sentence</b> with: simple Write a <b>question</b> with: tablets				

### TUESDAY ACTIVITY 1





	<b>LOOK &amp; SAY</b>	humans	created	simple	records	tablets
	<b>SOUND OUT</b>	pray	prick	preen	press	
		prank	proud			

	<b>READ</b>	<p>I am proud. I am proud of my prank. I am proud of my prank to prick. I am proud of my prank to prick your finger. Is it good? Is it good to prank? Is it good to be proud to prank? Is it good to be proud to prank to prick someone's finger? It is not good. It is not good to prank. It is not good to be proud to prank. It is not good to be proud to prank to prick someone's finger.</p>
	<b>WRITE</b>	<ol style="list-style-type: none"> <li>1. What am I proud of? I am proud of my _____.</li> <li>2. Is it good to prank? Yes/no, it is/ is not good to prank.</li> </ol>







## TUESDAY ACTIVITY 2

	<b>READ</b>	Read the  and  words from Activity 1.
	<b>WRITE</b>	Write a <b>sentence</b> with: press Write a <b>question</b> with: pray





## WEDNESDAY ACTIVITY 1

	<b>LOOK &amp; SAY</b>	humans	created	simple	records	tablets
	<b>SOUND OUT</b>	light	high	fight	tight	
	<b>READ</b>	Birds will fly. Birds will fly high. Birds will fly high in the sky. Birds will fly high in the sky at night. Birds will fly high in the sky at night when it is not bright. Is it right? Is it right for birds to fly? Is it right for birds to fly at night? Birds should fly when it is light. Birds should fly when it is light and bright.				
	<b>WRITE</b>	<ol style="list-style-type: none"> <li>1. Where do birds fly? Birds fly ___ in the sky.</li> <li>2. When do birds fly? Birds fly at _____ when it is not _____.</li> </ol>				





## WEDNESDAY ACTIVITY 2

	<b>READ</b>	Read the  and  words from Activity 1.
	<b>WRITE</b>	Write the  and  words in your dictionary. Write a <b>sentence</b> with: night Write a <b>question</b> with: fight





## THURSDAY ACTIVITY 1

	<b>LOOK &amp; SAY</b>	humans	created	simple	records	tablets
	<b>SOUND OUT</b>	light	high	fight	tight	
		pray	prick	preen	press	
	<b>READ</b>	<p>Humans will create. Humans will create records. Humans will create simple records. Humans like to press. They like to press buttons. They like to press buttons that are light. If the button is tight they will press harder. Long ago humans wrote on tablets. They wrote on tablets so they would not fight. They put the tablets up high so they were safe. Would you like to write on a tablet?</p> 				





## THURSDAY ACTIVITY 2

	<b>READ</b>	Read the  and  words from Activity 1.
	<b>WRITE</b>	<ol style="list-style-type: none"><li>1. What did humans create? Humans created _____.</li><li>2. What do humans like to do? Humans like to _____ buttons.</li><li>3. What happens if the button is tight? If the button is tight, humans will press _____.</li><li>4. What did humans write on long ago? Humans wrote on _____ long ago.</li><li>5. Would you like to write on a tablet? Yes/no, <b>I</b> would/would not like to write on a tablet.</li></ol>







## FRIDAY ACTIVITY 1

	<b>READ</b>	Read the  and  words again.
	<b>READ</b>	Read the story from Thursday Activity 1.






## FRIDAY ACTIVITY 2

	<b>READ</b>	Read the  and  words again.
	<b>WRITE</b>	Write the sentences in your book. Fix the mistakes. <ol style="list-style-type: none"><li>1. humans will create records</li><li>2. long ago humans wrote on tablets</li><li>3. would you like to write on a tablet</li></ol>



### MONDAY ACTIVITY 1


	<b>LOOK &amp; SAY</b>	humans	created	simple	records	tablets
	<b>SOUND OUT</b>	when	which	wheel	whale	
		my	try	why	dry	
	<b>READ</b>	You should try. You should try to stay dry. You should try to stay dry near the whale. You should try to stay dry near the whale when it splashes. Will you try? Will you try to stay dry? Which way will you try? Which way will you try to stay dry? My dad will stay dry. My dad will stay dry when the whale splashes.				
	<b>WRITE</b>	Write the  and  words in your dictionary.				


### MONDAY ACTIVITY 2

	<b>READ</b>	Read the  and  words from Activity 1.				
	<b>READ</b>	I created. I created a wheel. I created a wheel with my sister. When will you try? When will you try my wheel? My wheel is simple. All humans need a wheel. All humans need a wheel for their car. Why will you not try? Why will you not try my wheel? Which wheel will you try? I will try your wheel. I will try your wheel today.				
	<b>WRITE</b>	Write a <b>sentence</b> with: simple Write a <b>question</b> with: tablets				

### TUESDAY ACTIVITY 1


	<b>LOOK &amp; SAY</b>	humans	created	simple	records	tablets
	<b>SOUND OUT</b>	pray	prick	preen	press	
		prank	proud			

	<b>READ</b>	<p>I am proud. I am proud of my prank. I am proud of my prank to prick. I am proud of my prank to prick your finger. Is it good? Is it good to prank? Is it good to be proud to prank? Is it good to be proud to prank to prick someone's finger? It is not good. It is not good to prank. It is not good to be proud to prank. It is not good to be proud to prank to prick someone's finger.</p>
--	-------------	--


	<b>WRITE</b>	<ol style="list-style-type: none"> <li>1. What am I proud of? I am proud of my _____.</li> <li>2. Is it good to prank? Yes/no, it is/ is not good to prank.</li> </ol>
--	--------------	--


## TUESDAY ACTIVITY 2


	<b>READ</b>	Read the  and  words from Activity 1.
--	-------------	---


	<b>WRITE</b>	Write a <b>sentence</b> with: press Write a <b>question</b> with: pray
--	--------------	---

## WEDNESDAY ACTIVITY 1

	<b>LOOK &amp; SAY</b>	humans	created	simple	records	tablets
--	-----------------------	--------	---------	--------	---------	---------







	<b>SOUND OUT</b>	light	high	fight	tight
		night	right	bright	

	<b>READ</b>	<p>Birds will fly. Birds will fly high. Birds will fly high in the sky. Birds will fly high in the sky at night. Birds will fly high in the sky at night when it is not bright. Is it right? Is it right for birds to fly? Is it right for birds to fly at night? Birds should fly when it is light. Birds should fly when it is light and bright.</p>
--	-------------	--




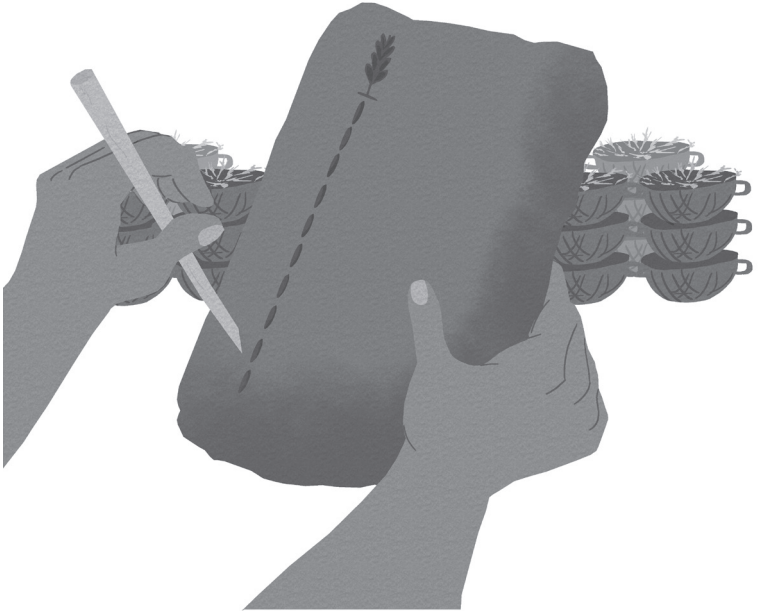
	<b>WRITE</b>	<ol style="list-style-type: none"> <li>1. Where do birds fly? Birds fly ___ in the sky.</li> <li>2. When do birds fly? Birds fly at _____ when it is not _____.</li> </ol>
--	--------------	--







## WEDNESDAY ACTIVITY 2

	<b>READ</b>	Read the  and  words from Activity 1.
	<b>WRITE</b>	Write the  and  words in your dictionary. Write a <b>sentence</b> with: night Write a <b>question</b> with: fight





## THURSDAY ACTIVITY 1

	<b>LOOK &amp; SAY</b>	humans	created	simple	records	tablets
	<b>SOUND OUT</b>	light	high	fight	tight	
		pray	prick	preen	press	
	<b>READ</b>	<p>Humans will create. Humans will create records. Humans will create simple records. Humans like to press. They like to press buttons. They like to press buttons that are light. If the button is tight they will press harder. Long ago humans wrote on tablets. They wrote on tablets so they would not fight. They put the tablets up high so they were safe. Would you like to write on a tablet?</p> 				





## THURSDAY ACTIVITY 2

	<b>READ</b>	Read the  and  words from Activity 1.
	<b>WRITE</b>	<ol style="list-style-type: none"><li>1. What did humans create? Humans created _____.</li><li>2. What do humans like to do? Humans like to _____ buttons.</li><li>3. What happens if the button is tight? If the button is tight, humans will press _____.</li><li>4. What did humans write on long ago? Humans wrote on _____ long ago.</li><li>5. Would you like to write on a tablet? Yes/no, <b>I</b> would/would not like to write on a tablet.</li></ol>







## FRIDAY ACTIVITY 1

	<b>READ</b>	Read the  and  words again.
	<b>READ</b>	Read the story from Thursday Activity 1.






## FRIDAY ACTIVITY 2

	<b>READ</b>	Read the  and  words again.
	<b>WRITE</b>	Write the sentences in your book. Fix the mistakes. <ol style="list-style-type: none"><li>1. humans will create records</li><li>2. long ago humans wrote on tablets</li><li>3. would you like to write on a tablet</li></ol>



### MONDAY ACTIVITY 1



	<b>LOOK &amp; SAY</b>	humans	created	simple	records	tablets
	<b>SOUND OUT</b>	when	which	wheel	whale	
		my	try	why	dry	
	<b>READ</b>	You should try. You should try to stay dry. You should try to stay dry near the whale. You should try to stay dry near the whale when it splashes. Will you try? Will you try to stay dry? Which way will you try? Which way will you try to stay dry? My dad will stay dry. My dad will stay dry when the whale splashes.				
	<b>WRITE</b>	Write the  and  words in your dictionary.				

### MONDAY ACTIVITY 2





	<b>READ</b>	Read the  and  words from Activity 1.				
	<b>READ</b>	I created. I created a wheel. I created a wheel with my sister. When will you try? When will you try my wheel? My wheel is simple. All humans need a wheel. All humans need a wheel for their car. Why will you not try? Why will you not try my wheel? Which wheel will you try? I will try your wheel. I will try your wheel today.				
	<b>WRITE</b>	Write a <b>sentence</b> with: simple Write a <b>question</b> with: tablets				

### TUESDAY ACTIVITY 1





	<b>LOOK &amp; SAY</b>	humans	created	simple	records	tablets
	<b>SOUND OUT</b>	pray	prick	preen	press	
		prank	proud			

	<b>READ</b>	<p>I am proud. I am proud of my prank. I am proud of my prank to prick. I am proud of my prank to prick your finger. Is it good? Is it good to prank? Is it good to be proud to prank? Is it good to be proud to prank to prick someone's finger? It is not good. It is not good to prank. It is not good to be proud to prank. It is not good to be proud to prank to prick someone's finger.</p>
	<b>WRITE</b>	<ol style="list-style-type: none"> <li>1. What am I proud of? I am proud of my _____.</li> <li>2. Is it good to prank? Yes/no, it is/ is not good to prank.</li> </ol>







## TUESDAY ACTIVITY 2

	<b>READ</b>	Read the  and  words from Activity 1.
	<b>WRITE</b>	Write a <b>sentence</b> with: press Write a <b>question</b> with: pray




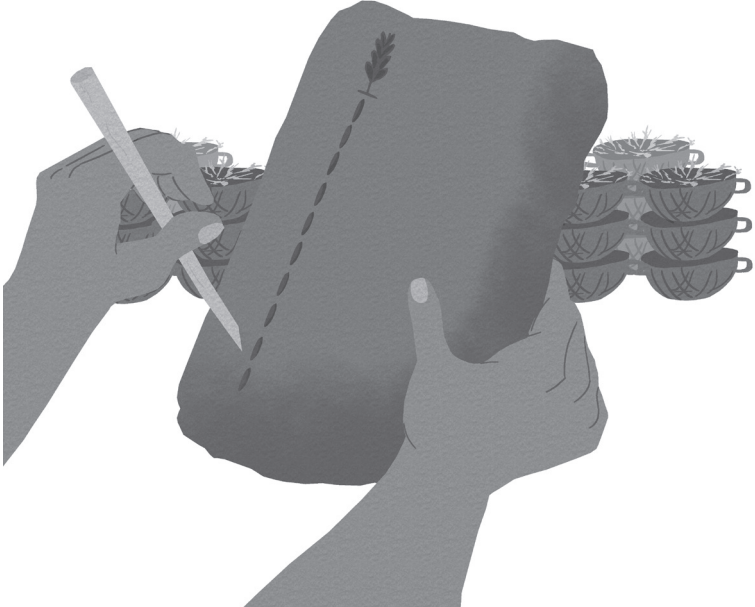
## WEDNESDAY ACTIVITY 1

	<b>LOOK &amp; SAY</b>	humans	created	simple	records	tablets
	<b>SOUND OUT</b>	light	high	fight	tight	
		night	right	bright		
	<b>READ</b>	Birds will fly. Birds will fly high. Birds will fly high in the sky. Birds will fly high in the sky at night. Birds will fly high in the sky at night when it is not bright. Is it right? Is it right for birds to fly? Is it right for birds to fly at night? Birds should fly when it is light. Birds should fly when it is light and bright.				
	<b>WRITE</b>	<ol style="list-style-type: none"> <li>1. Where do birds fly? Birds fly ___ in the sky.</li> <li>2. When do birds fly? Birds fly at _____ when it is not _____.</li> </ol>				





## WEDNESDAY ACTIVITY 2

	<b>READ</b>	Read the  and  words from Activity 1.
	<b>WRITE</b>	Write the  and  words in your dictionary. Write a <b>sentence</b> with: night Write a <b>question</b> with: fight





## THURSDAY ACTIVITY 1

	<b>LOOK &amp; SAY</b>	humans	created	simple	records	tablets
	<b>SOUND OUT</b>	light	high	fight	tight	
		pray	prick	preen	press	
	<b>READ</b>	<p>Humans will create. Humans will create records. Humans will create simple records. Humans like to press. They like to press buttons. They like to press buttons that are light. If the button is tight they will press harder. Long ago humans wrote on tablets. They wrote on tablets so they would not fight. They put the tablets up high so they were safe. Would you like to write on a tablet?</p> 				





## THURSDAY ACTIVITY 2

	<b>READ</b>	Read the  and  words from Activity 1.
	<b>WRITE</b>	<ol style="list-style-type: none"><li>1. What did humans create? Humans created _____.</li><li>2. What do humans like to do? Humans like to _____ buttons.</li><li>3. What happens if the button is tight? If the button is tight, humans will press _____.</li><li>4. What did humans write on long ago? Humans wrote on _____ long ago.</li><li>5. Would you like to write on a tablet? Yes/no, <b>I</b> would/would not like to write on a tablet.</li></ol>







## FRIDAY ACTIVITY 1

	<b>READ</b>	Read the  and  words again.
	<b>READ</b>	Read the story from Thursday Activity 1.






## FRIDAY ACTIVITY 2

	<b>READ</b>	Read the  and  words again.
	<b>WRITE</b>	Write the sentences in your book. Fix the mistakes. <ol style="list-style-type: none"><li>1. humans will create records</li><li>2. long ago humans wrote on tablets</li><li>3. would you like to write on a tablet</li></ol>



### MONDAY ACTIVITY 1

	<b>LOOK &amp; SAY</b>	humans	created	simple	records	tablets
	<b>SOUND OUT</b>	when	which	wheel	whale	
		my	try	why	dry	
	<b>READ</b>	You should try. You should try to stay dry. You should try to stay dry near the whale. You should try to stay dry near the whale when it splashes. Will you try? Will you try to stay dry? Which way will you try? Which way will you try to stay dry? My dad will stay dry. My dad will stay dry when the whale splashes.				
	<b>WRITE</b>	Write the  and  words in your dictionary.				


### MONDAY ACTIVITY 2


	<b>READ</b>	Read the  and  words from Activity 1.				
	<b>READ</b>	I created. I created a wheel. I created a wheel with my sister. When will you try? When will you try my wheel? My wheel is simple. All humans need a wheel. All humans need a wheel for their car. Why will you not try? Why will you not try my wheel? Which wheel will you try? I will try your wheel. I will try your wheel today.				
	<b>WRITE</b>	Write a <b>sentence</b> with: simple Write a <b>question</b> with: tablets				

### TUESDAY ACTIVITY 1

	<b>LOOK &amp; SAY</b>	humans	created	simple	records	tablets
	<b>SOUND OUT</b>	pray	prick	preen	press	
		prank	proud			




	<b>READ</b>	<p>I am proud. I am proud of my prank. I am proud of my prank to prick. I am proud of my prank to prick your finger. Is it good? Is it good to prank? Is it good to be proud to prank? Is it good to be proud to prank to prick someone's finger? It is not good. It is not good to prank. It is not good to be proud to prank. It is not good to be proud to prank to prick someone's finger.</p>
--	-------------	--


	<b>WRITE</b>	<ol style="list-style-type: none"> <li>1. What am I proud of? I am proud of my _____.</li> <li>2. Is it good to prank? Yes/no, it is/ is not good to prank.</li> </ol>
--	--------------	--


## TUESDAY ACTIVITY 2


	<b>READ</b>	Read the  and  words from Activity 1.
--	-------------	---


	<b>WRITE</b>	Write a <b>sentence</b> with: press Write a <b>question</b> with: pray
--	--------------	---

## WEDNESDAY ACTIVITY 1







	<b>LOOK &amp; SAY</b>	humans	created	simple	records	tablets
--	-----------------------	--------	---------	--------	---------	---------

	<b>SOUND OUT</b>	light	high	fight	tight
		night	right	bright	




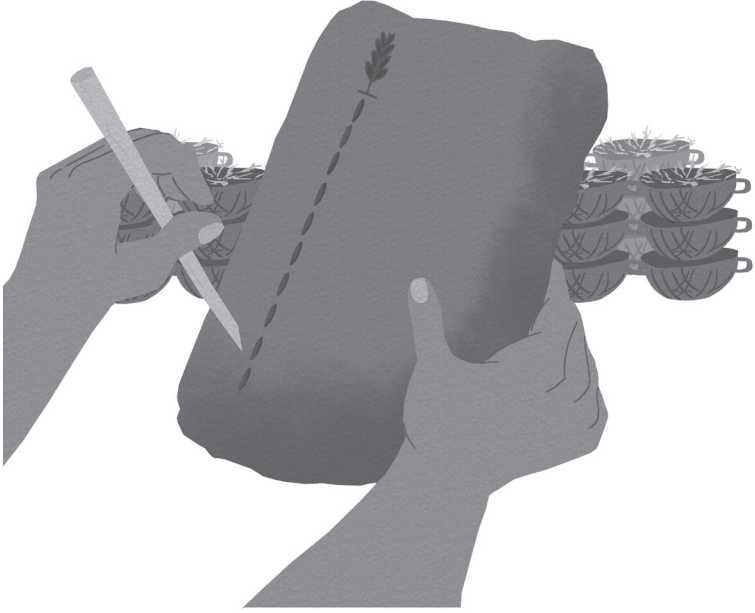
	<b>READ</b>	<p>Birds will fly. Birds will fly high. Birds will fly high in the sky. Birds will fly high in the sky at night. Birds will fly high in the sky at night when it is not bright. Is it right? Is it right for birds to fly? Is it right for birds to fly at night? Birds should fly when it is light. Birds should fly when it is light and bright.</p>
--	-------------	--

	<b>WRITE</b>	<ol style="list-style-type: none"> <li>1. Where do birds fly? Birds fly ___ in the sky.</li> <li>2. When do birds fly? Birds fly at _____ when it is not _____.</li> </ol>
--	--------------	--





## WEDNESDAY ACTIVITY 2

	<b>READ</b>	Read the  and  words from Activity 1.
	<b>WRITE</b>	Write the  and  words in your dictionary. Write a <b>sentence</b> with: night Write a <b>question</b> with: fight





## THURSDAY ACTIVITY 1

	<b>LOOK &amp; SAY</b>	humans	created	simple	records	tablets
	<b>SOUND OUT</b>	light	high	fight	tight	
		pray	prick	preen	press	
	<b>READ</b>	<p>Humans will create. Humans will create records. Humans will create simple records. Humans like to press. They like to press buttons. They like to press buttons that are light. If the button is tight they will press harder. Long ago humans wrote on tablets. They wrote on tablets so they would not fight. They put the tablets up high so they were safe. Would you like to write on a tablet?</p> 				





## THURSDAY ACTIVITY 2

	<b>READ</b>	Read the  and  words from Activity 1.
	<b>WRITE</b>	<ol style="list-style-type: none"><li>1. What did humans create? Humans created _____.</li><li>2. What do humans like to do? Humans like to _____ buttons.</li><li>3. What happens if the button is tight? If the button is tight, humans will press _____.</li><li>4. What did humans write on long ago? Humans wrote on _____ long ago.</li><li>5. Would you like to write on a tablet? Yes/no, <b>I</b> would/would not like to write on a tablet.</li></ol>







## FRIDAY ACTIVITY 1

	<b>READ</b>	Read the  and  words again.
	<b>READ</b>	Read the story from Thursday Activity 1.






## FRIDAY ACTIVITY 2

	<b>READ</b>	Read the  and  words again.
	<b>WRITE</b>	Write the sentences in your book. Fix the mistakes. <ol style="list-style-type: none"><li>1. humans will create records</li><li>2. long ago humans wrote on tablets</li><li>3. would you like to write on a tablet</li></ol>



### MONDAY ACTIVITY 1


	<b>LOOK &amp; SAY</b>	humans	created	simple	records	tablets
	<b>SOUND OUT</b>	when	which	wheel	whale	
		my	try	why	dry	
	<b>READ</b>	You should try. You should try to stay dry. You should try to stay dry near the whale. You should try to stay dry near the whale when it splashes. Will you try? Will you try to stay dry? Which way will you try? Which way will you try to stay dry? My dad will stay dry. My dad will stay dry when the whale splashes.				
	<b>WRITE</b>	Write the  and  words in your dictionary.				


### MONDAY ACTIVITY 2

	<b>READ</b>	Read the  and  words from Activity 1.				
	<b>READ</b>	I created. I created a wheel. I created a wheel with my sister. When will you try? When will you try my wheel? My wheel is simple. All humans need a wheel. All humans need a wheel for their car. Why will you not try? Why will you not try my wheel? Which wheel will you try? I will try your wheel. I will try your wheel today.				
	<b>WRITE</b>	Write a <b>sentence</b> with: simple Write a <b>question</b> with: tablets				

### TUESDAY ACTIVITY 1


	<b>LOOK &amp; SAY</b>	humans	created	simple	records	tablets
	<b>SOUND OUT</b>	pray	prick	preen	press	
		prank	proud			

	<b>READ</b>	<p>I am proud. I am proud of my prank. I am proud of my prank to prick. I am proud of my prank to prick your finger. Is it good? Is it good to prank? Is it good to be proud to prank? Is it good to be proud to prank to prick someone's finger? It is not good. It is not good to prank. It is not good to be proud to prank. It is not good to be proud to prank to prick someone's finger.</p>
--	-------------	--


	<b>WRITE</b>	<ol style="list-style-type: none"> <li>1. What am I proud of? I am proud of my _____.</li> <li>2. Is it good to prank? Yes/no, it is/ is not good to prank.</li> </ol>
--	--------------	--


## TUESDAY ACTIVITY 2


	<b>READ</b>	Read the  and  words from Activity 1.
--	-------------	---


	<b>WRITE</b>	Write a <b>sentence</b> with: press Write a <b>question</b> with: pray
--	--------------	---

## WEDNESDAY ACTIVITY 1







	<b>LOOK &amp; SAY</b>	humans	created	simple	records	tablets
--	-----------------------	--------	---------	--------	---------	---------

	<b>SOUND OUT</b>	light	high	fight	tight
		night	right	bright	





	<b>READ</b>	<p>Birds will fly. Birds will fly high. Birds will fly high in the sky. Birds will fly high in the sky at night. Birds will fly high in the sky at night when it is not bright. Is it right? Is it right for birds to fly? Is it right for birds to fly at night? Birds should fly when it is light. Birds should fly when it is light and bright.</p>
--	-------------	--

	<b>WRITE</b>	<ol style="list-style-type: none"> <li>1. Where do birds fly? Birds fly ___ in the sky.</li> <li>2. When do birds fly? Birds fly at _____ when it is not _____.</li> </ol>
--	--------------	--





## WEDNESDAY ACTIVITY 2

	<b>READ</b>	Read the  and  words from Activity 1.
	<b>WRITE</b>	Write the  and  words in your dictionary. Write a <b>sentence</b> with: night Write a <b>question</b> with: fight





## THURSDAY ACTIVITY 1

	<b>LOOK &amp; SAY</b>	humans	created	simple	records	tablets			
	<b>SOUND OUT</b>	light	high	fight	tight	pray	prick	preen	press
	<b>READ</b>	<p>Humans will create. Humans will create records. Humans will create simple records. Humans like to press. They like to press buttons. They like to press buttons that are light. If the button is tight they will press harder. Long ago humans wrote on tablets. They wrote on tablets so they would not fight. They put the tablets up high so they were safe. Would you like to write on a tablet?</p> 							





## THURSDAY ACTIVITY 2

	<b>READ</b>	Read the  and  words from Activity 1.
	<b>WRITE</b>	<ol style="list-style-type: none"><li>1. What did humans create? Humans created _____.</li><li>2. What do humans like to do? Humans like to _____ buttons.</li><li>3. What happens if the button is tight? If the button is tight, humans will press _____.</li><li>4. What did humans write on long ago? Humans wrote on _____ long ago.</li><li>5. Would you like to write on a tablet? Yes/no, <b>I</b> would/would not like to write on a tablet.</li></ol>

## FRIDAY ACTIVITY 1







	<b>READ</b>	Read the  and  words again.
	<b>READ</b>	Read the story from Thursday Activity 1.

## FRIDAY ACTIVITY 2






	<b>READ</b>	Read the  and  words again.
	<b>WRITE</b>	Write the sentences in your book. Fix the mistakes. <ol style="list-style-type: none"><li>1. humans will create records</li><li>2. long ago humans wrote on tablets</li><li>3. would you like to write on a tablet</li></ol>





### MONDAY ACTIVITY 1



	<b>LOOK &amp; SAY</b>	humans	created	simple	records	tablets
	<b>SOUND OUT</b>	when	which	wheel	whale	
		my	try	why	dry	
	<b>READ</b>	You should try. You should try to stay dry. You should try to stay dry near the whale. You should try to stay dry near the whale when it splashes. Will you try? Will you try to stay dry? Which way will you try? Which way will you try to stay dry? My dad will stay dry. My dad will stay dry when the whale splashes.				
	<b>WRITE</b>	Write the  and  words in your dictionary.				

### MONDAY ACTIVITY 2





	<b>READ</b>	Read the  and  words from Activity 1.				
	<b>READ</b>	I created. I created a wheel. I created a wheel with my sister. When will you try? When will you try my wheel? My wheel is simple. All humans need a wheel. All humans need a wheel for their car. Why will you not try? Why will you not try my wheel? Which wheel will you try? I will try your wheel. I will try your wheel today.				
	<b>WRITE</b>	Write a <b>sentence</b> with: simple Write a <b>question</b> with: tablets				

### TUESDAY ACTIVITY 1





	<b>LOOK &amp; SAY</b>	humans	created	simple	records	tablets
	<b>SOUND OUT</b>	pray	prick	preen	press	
		prank	proud			

	<b>READ</b>	I am proud. I am proud of my prank. I am proud of my prank to prick. I am proud of my prank to prick your finger. Is it good? Is it good to prank? Is it good to be proud to prank? Is it good to be proud to prank to prick someone's finger? It is not good. It is not good to prank. It is not good to be proud to prank. It is not good to be proud to prank to prick someone's finger.
	<b>WRITE</b>	1. What am I proud of? I am proud of my _____. 2. Is it good to prank? Yes/no, it is/ is not good to prank.







## TUESDAY ACTIVITY 2

	<b>READ</b>	Read the  and  words from Activity 1.
	<b>WRITE</b>	Write a sentence with: press Write a question with: pray




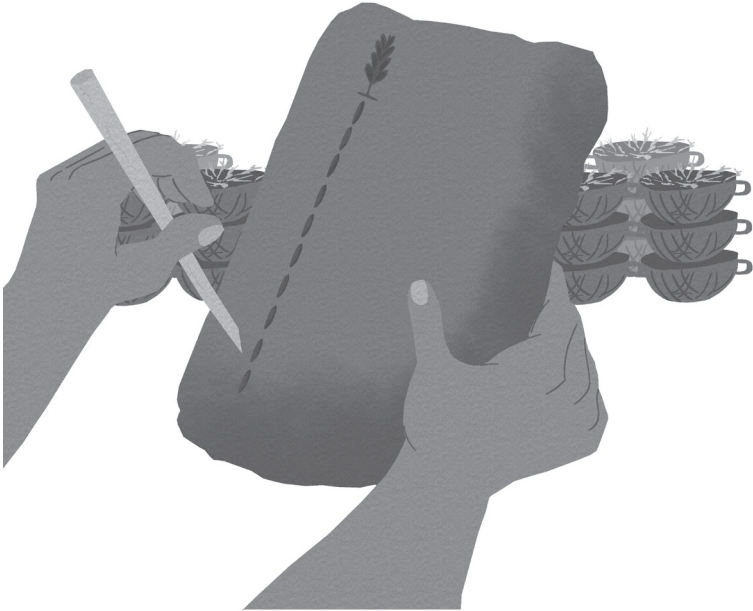
## WEDNESDAY ACTIVITY 1

	<b>LOOK &amp; SAY</b>	humans	created	simple	records	tablets
	<b>SOUND OUT</b>	light	high	fight	tight	
		night	right	bright		
	<b>READ</b>	Birds will fly. Birds will fly high. Birds will fly high in the sky. Birds will fly high in the sky at night. Birds will fly high in the sky at night when it is not bright. Is it right? Is it right for birds to fly? Is it right for birds to fly at night? Birds should fly when it is light. Birds should fly when it is light and bright.				
	<b>WRITE</b>	1. Where do birds fly? Birds fly ____ in the sky. 2. When do birds fly? Birds fly at _____ when it is not _____.				





## WEDNESDAY ACTIVITY 2

	<b>READ</b>	Read the  and  words from Activity 1.
	<b>WRITE</b>	Write the  and  words in your dictionary. Write a <b>sentence</b> with: night Write a <b>question</b> with: fight





## THURSDAY ACTIVITY 1

	<b>LOOK &amp; SAY</b>	humans	created	simple	records	tablets
	<b>SOUND OUT</b>	light	high	fight	tight	
		pray	prick	preen	press	
	<b>READ</b>	<p>Humans will create. Humans will create records. Humans will create simple records. Humans like to press. They like to press buttons. They like to press buttons that are light. If the button is tight they will press harder. Long ago humans wrote on tablets. They wrote on tablets so they would not fight. They put the tablets up high so they were safe. Would you like to write on a tablet?</p> 				





## THURSDAY ACTIVITY 2

	<b>READ</b>	Read the  and  words from Activity 1.
	<b>WRITE</b>	<ol style="list-style-type: none"><li>1. What did humans create? Humans created _____.</li><li>2. What do humans like to do? Humans like to _____ buttons.</li><li>3. What happens if the button is tight? If the button is tight, humans will press _____.</li><li>4. What did humans write on long ago? Humans wrote on _____ long ago.</li><li>5. Would you like to write on a tablet? Yes/no, <b>I</b> would/would not like to write on a tablet.</li></ol>







## FRIDAY ACTIVITY 1

	<b>READ</b>	Read the  and  words again.
	<b>READ</b>	Read the story from Thursday Activity 1.






## FRIDAY ACTIVITY 2

	<b>READ</b>	Read the  and  words again.
	<b>WRITE</b>	Write the sentences in your book. Fix the mistakes. <ol style="list-style-type: none"><li>1. humans will create records</li><li>2. long ago humans wrote on tablets</li><li>3. would you like to write on a tablet</li></ol>



#### MONDAY ACTIVITY 1



	<b>LOOK &amp; SAY</b>	humans	created	simple	records	tablets
	<b>SOUND OUT</b>	when	which	wheel	whale	
		my	try	why	dry	
	<b>READ</b>	You should try. You should try to stay dry. You should try to stay dry near the whale. You should try to stay dry near the whale when it splashes. Will you try? Will you try to stay dry? Which way will you try? Which way will you try to stay dry? My dad will stay dry. My dad will stay dry when the whale splashes.				
	<b>WRITE</b>	Write the  and  words in your dictionary.				

#### MONDAY ACTIVITY 2





	<b>READ</b>	Read the  and  words from Activity 1.				
	<b>READ</b>	I created. I created a wheel. I created a wheel with my sister. When will you try? When will you try my wheel? My wheel is simple. All humans need a wheel. All humans need a wheel for their car. Why will you not try? Why will you not try my wheel? Which wheel will you try? I will try your wheel. I will try your wheel today.				
	<b>WRITE</b>	Write a <b>sentence</b> with: simple Write a <b>question</b> with: tablets				

#### TUESDAY ACTIVITY 1





	<b>LOOK &amp; SAY</b>	humans	created	simple	records	tablets
	<b>SOUND OUT</b>	pray	prick	preen	press	
		prank	proud			

	<b>READ</b>	I am proud. I am proud of my prank. I am proud of my prank to prick. I am proud of my prank to prick your finger. Is it good? Is it good to prank? Is it good to be proud to prank? Is it good to be proud to prank to prick someone's finger? It is not good. It is not good to prank. It is not good to be proud to prank. It is not good to be proud to prank to prick someone's finger.
	<b>WRITE</b>	1. What am I proud of? I am proud of my _____. 2. Is it good to prank? Yes/no, it is/ is not good to prank.







## TUESDAY ACTIVITY 2

	<b>READ</b>	Read the  and  words from Activity 1.
	<b>WRITE</b>	Write a <b>sentence</b> with: press Write a <b>question</b> with: pray




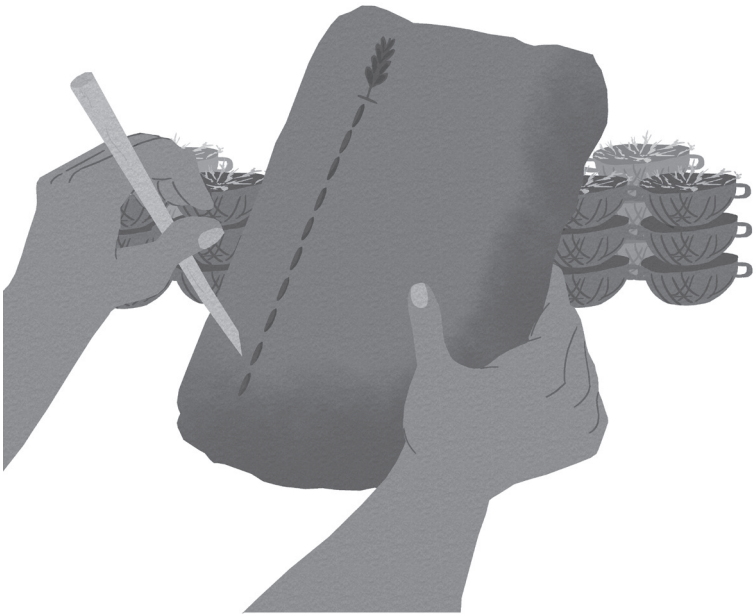
## WEDNESDAY ACTIVITY 1

	<b>LOOK &amp; SAY</b>	humans	created	simple	records	tablets
	<b>SOUND OUT</b>	light	high	fight	tight	
		night	right	bright		
	<b>READ</b>	Birds will fly. Birds will fly high. Birds will fly high in the sky. Birds will fly high in the sky at night. Birds will fly high in the sky at night when it is not bright. Is it right? Is it right for birds to fly? Is it right for birds to fly at night? Birds should fly when it is light. Birds should fly when it is light and bright.				
	<b>WRITE</b>	1. Where do birds fly? Birds fly ____ in the sky. 2. When do birds fly? Birds fly at _____ when it is not _____.				

## WEDNESDAY ACTIVITY 2





	<b>READ</b>	Read the  and  words from Activity 1.
	<b>WRITE</b>	Write the  and  words in your dictionary. Write a <b>sentence</b> with: night Write a <b>question</b> with: fight

## THURSDAY ACTIVITY 1





	<b>LOOK &amp; SAY</b>	humans	created	simple	records	tablets
	<b>SOUND OUT</b>	light	high	fight	tight	
		pray	prick	preen	press	
	<b>READ</b>	<p>Humans will create. Humans will create records. Humans will create simple records. Humans like to press. They like to press buttons. They like to press buttons that are light. If the button is tight they will press harder. Long ago humans wrote on tablets. They wrote on tablets so they would not fight. They put the tablets up high so they were safe. Would you like to write on a tablet?</p> 				







## THURSDAY ACTIVITY 2

	<b>READ</b>	Read the  and  words from Activity 1.
	<b>WRITE</b>	<ol style="list-style-type: none"><li>1. What did humans create? Humans created _____.</li><li>2. What do humans like to do? Humans like to _____ buttons.</li><li>3. What happens if the button is tight? If the button is tight, humans will press _____.</li><li>4. What did humans write on long ago? Humans wrote on _____ long ago.</li><li>5. Would you like to write on a tablet? Yes/no, <b>I</b> would/would not like to write on a tablet.</li></ol>







## FRIDAY ACTIVITY 1

	<b>READ</b>	Read the  and  words again.
	<b>READ</b>	Read the story from Thursday Activity 1.






## FRIDAY ACTIVITY 2

	<b>READ</b>	Read the  and  words again.
	<b>WRITE</b>	Write the sentences in your book. Fix the mistakes. <ol style="list-style-type: none"><li>1. humans will create records</li><li>2. long ago humans wrote on tablets</li><li>3. would you like to write on a tablet</li></ol>



### MONDAY ACTIVITY 1



	<b>LOOK &amp; SAY</b>	humans	created	simple	records	tablets
	<b>SOUND OUT</b>	when	which	wheel	whale	
		my	try	why	dry	
	<b>READ</b>	You should try. You should try to stay dry. You should try to stay dry near the whale. You should try to stay dry near the whale when it splashes. Will you try? Will you try to stay dry? Which way will you try? Which way will you try to stay dry? My dad will stay dry. My dad will stay dry when the whale splashes.				
	<b>WRITE</b>	Write the  and  words in your dictionary.				

### MONDAY ACTIVITY 2





	<b>READ</b>	Read the  and  words from Activity 1.				
	<b>READ</b>	I created. I created a wheel. I created a wheel with my sister. When will you try? When will you try my wheel? My wheel is simple. All humans need a wheel. All humans need a wheel for their car. Why will you not try? Why will you not try my wheel? Which wheel will you try? I will try your wheel. I will try your wheel today.				
	<b>WRITE</b>	Write a <b>sentence</b> with: simple Write a <b>question</b> with: tablets				

### TUESDAY ACTIVITY 1





	<b>LOOK &amp; SAY</b>	humans	created	simple	records	tablets
	<b>SOUND OUT</b>	pray	prick	preen	press	
		prank	proud			

	<b>READ</b>	<p>I am proud. I am proud of my prank. I am proud of my prank to prick. I am proud of my prank to prick your finger. Is it good? Is it good to prank? Is it good to be proud to prank? Is it good to be proud to prank to prick someone's finger? It is not good. It is not good to prank. It is not good to be proud to prank. It is not good to be proud to prank to prick someone's finger.</p>
	<b>WRITE</b>	<ol style="list-style-type: none"> <li>1. What am I proud of? I am proud of my _____.</li> <li>2. Is it good to prank? Yes/no, it is/ is not good to prank.</li> </ol>







## TUESDAY ACTIVITY 2

	<b>READ</b>	Read the  and  words from Activity 1.
	<b>WRITE</b>	Write a <b>sentence</b> with: press Write a <b>question</b> with: pray




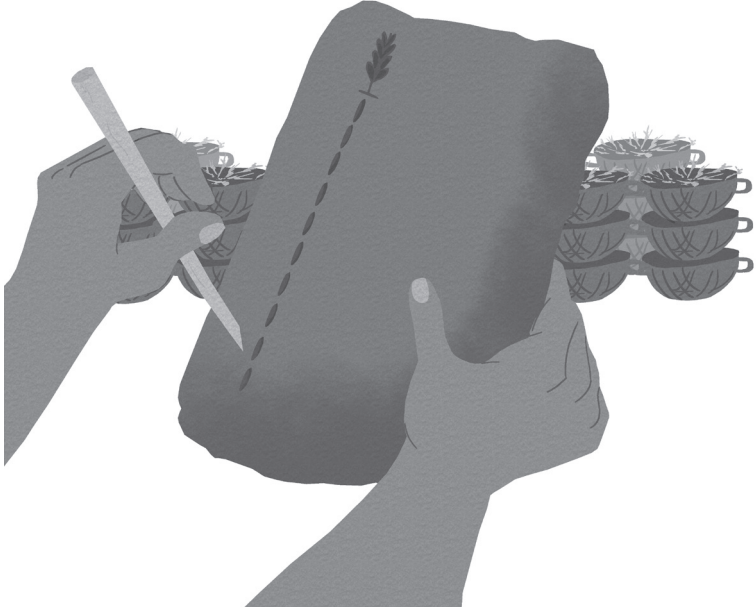
## WEDNESDAY ACTIVITY 1

	<b>LOOK &amp; SAY</b>	humans	created	simple	records	tablets
	<b>SOUND OUT</b>	light	high	fight	tight	
		night	right	bright		
	<b>READ</b>	Birds will fly. Birds will fly high. Birds will fly high in the sky. Birds will fly high in the sky at night. Birds will fly high in the sky at night when it is not bright. Is it right? Is it right for birds to fly? Is it right for birds to fly at night? Birds should fly when it is light. Birds should fly when it is light and bright.				
	<b>WRITE</b>	<ol style="list-style-type: none"> <li>1. Where do birds fly? Birds fly ___ in the sky.</li> <li>2. When do birds fly? Birds fly at _____ when it is not _____.</li> </ol>				





## WEDNESDAY ACTIVITY 2

	<b>READ</b>	Read the  and  words from Activity 1.
	<b>WRITE</b>	Write the  and  words in your dictionary. Write a <b>sentence</b> with: night Write a <b>question</b> with: fight





## THURSDAY ACTIVITY 1

	<b>LOOK &amp; SAY</b>	humans	created	simple	records	tablets
	<b>SOUND OUT</b>	light	high	fight	tight	
		pray	prick	preen	press	
	<b>READ</b>	<p>Humans will create. Humans will create records. Humans will create simple records. Humans like to press. They like to press buttons. They like to press buttons that are light. If the button is tight they will press harder. Long ago humans wrote on tablets. They wrote on tablets so they would not fight. They put the tablets up high so they were safe. Would you like to write on a tablet?</p> 				





## THURSDAY ACTIVITY 2

	<b>READ</b>	Read the  and  words from Activity 1.
	<b>WRITE</b>	<ol style="list-style-type: none"><li>1. What did humans create? Humans created _____.</li><li>2. What do humans like to do? Humans like to _____ buttons.</li><li>3. What happens if the button is tight? If the button is tight, humans will press _____.</li><li>4. What did humans write on long ago? Humans wrote on _____ long ago.</li><li>5. Would you like to write on a tablet? Yes/no, <b>I</b> would/would not like to write on a tablet.</li></ol>







## FRIDAY ACTIVITY 1

	<b>READ</b>	Read the  and  words again.
	<b>READ</b>	Read the story from Thursday Activity 1.






## FRIDAY ACTIVITY 2

	<b>READ</b>	Read the  and  words again.
	<b>WRITE</b>	Write the sentences in your book. Fix the mistakes. <ol style="list-style-type: none"><li>1. humans will create records</li><li>2. long ago humans wrote on tablets</li><li>3. would you like to write on a tablet</li></ol>



### MONDAY ACTIVITY 1


	<b>LOOK &amp; SAY</b>	humans	created	simple	records	tablets
	<b>SOUND OUT</b>	when	which	wheel	whale	
		my	try	why	dry	
	<b>READ</b>	You should try. You should try to stay dry. You should try to stay dry near the whale. You should try to stay dry near the whale when it splashes. Will you try? Will you try to stay dry? Which way will you try? Which way will you try to stay dry? My dad will stay dry. My dad will stay dry when the whale splashes.				
	<b>WRITE</b>	Write the  and  words in your dictionary.				


### MONDAY ACTIVITY 2

	<b>READ</b>	Read the  and  words from Activity 1.				
	<b>READ</b>	I created. I created a wheel. I created a wheel with my sister. When will you try? When will you try my wheel? My wheel is simple. All humans need a wheel. All humans need a wheel for their car. Why will you not try? Why will you not try my wheel? Which wheel will you try? I will try your wheel. I will try your wheel today.				
	<b>WRITE</b>	Write a <b>sentence</b> with: simple Write a <b>question</b> with: tablets				

### TUESDAY ACTIVITY 1


	<b>LOOK &amp; SAY</b>	humans	created	simple	records	tablets
	<b>SOUND OUT</b>	pray	prick	preen	press	
		prank	proud			

	<b>READ</b>	<p>I am proud. I am proud of my prank. I am proud of my prank to prick. I am proud of my prank to prick your finger. Is it good? Is it good to prank? Is it good to be proud to prank? Is it good to be proud to prank to prick someone's finger? It is not good. It is not good to prank. It is not good to be proud to prank. It is not good to be proud to prank to prick someone's finger.</p>
--	-------------	--


	<b>WRITE</b>	<ol style="list-style-type: none"> <li>1. What am I proud of? I am proud of my _____.</li> <li>2. Is it good to prank? Yes/no, it is/ is not good to prank.</li> </ol>
--	--------------	--


## TUESDAY ACTIVITY 2


	<b>READ</b>	Read the  and  words from Activity 1.
--	-------------	---


	<b>WRITE</b>	Write a <b>sentence</b> with: press Write a <b>question</b> with: pray
--	--------------	---

## WEDNESDAY ACTIVITY 1

	<b>LOOK &amp; SAY</b>	humans	created	simple	records	tablets
--	-----------------------	--------	---------	--------	---------	---------







	<b>SOUND OUT</b>	light	high	fight	tight
		night	right	bright	

	<b>READ</b>	<p>Birds will fly. Birds will fly high. Birds will fly high in the sky. Birds will fly high in the sky at night. Birds will fly high in the sky at night when it is not bright. Is it right? Is it right for birds to fly? Is it right for birds to fly at night? Birds should fly when it is light. Birds should fly when it is light and bright.</p>
--	-------------	--




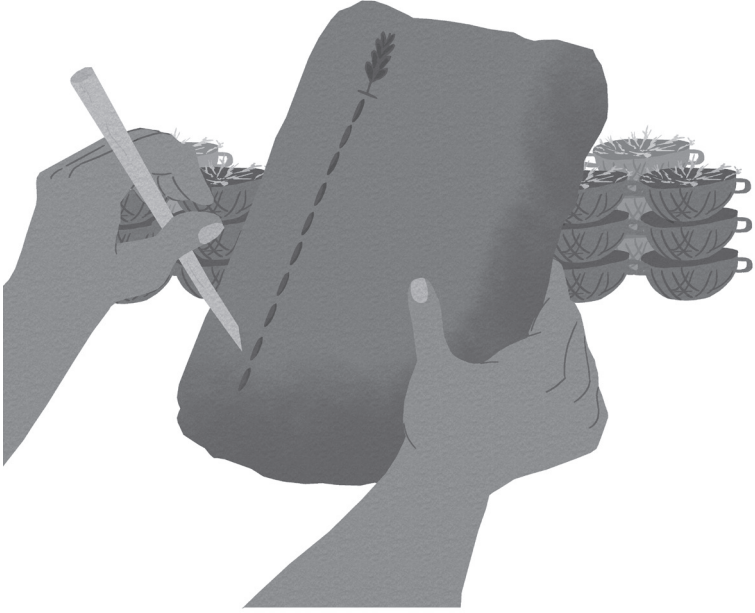
	<b>WRITE</b>	<ol style="list-style-type: none"> <li>1. Where do birds fly? Birds fly ___ in the sky.</li> <li>2. When do birds fly? Birds fly at _____ when it is not _____.</li> </ol>
--	--------------	--







## WEDNESDAY ACTIVITY 2

	<b>READ</b>	Read the  and  words from Activity 1.
	<b>WRITE</b>	Write the  and  words in your dictionary. Write a <b>sentence</b> with: night Write a <b>question</b> with: fight





## THURSDAY ACTIVITY 1

	<b>LOOK &amp; SAY</b>	humans	created	simple	records	tablets
	<b>SOUND OUT</b>	light	high	fight	tight	
		pray	prick	preen	press	
	<b>READ</b>	<p>Humans will create. Humans will create records. Humans will create simple records. Humans like to press. They like to press buttons. They like to press buttons that are light. If the button is tight they will press harder. Long ago humans wrote on tablets. They wrote on tablets so they would not fight. They put the tablets up high so they were safe. Would you like to write on a tablet?</p> 				





## THURSDAY ACTIVITY 2

	<b>READ</b>	Read the  and  words from Activity 1.
	<b>WRITE</b>	<ol style="list-style-type: none"><li>1. What did humans create? Humans created _____.</li><li>2. What do humans like to do? Humans like to _____ buttons.</li><li>3. What happens if the button is tight? If the button is tight, humans will press _____.</li><li>4. What did humans write on long ago? Humans wrote on _____ long ago.</li><li>5. Would you like to write on a tablet? Yes/no, <b>I</b> would/would not like to write on a tablet.</li></ol>







## FRIDAY ACTIVITY 1

	<b>READ</b>	Read the  and  words again.
	<b>READ</b>	Read the story from Thursday Activity 1.






## FRIDAY ACTIVITY 2

	<b>READ</b>	Read the  and  words again.
	<b>WRITE</b>	Write the sentences in your book. Fix the mistakes. <ol style="list-style-type: none"><li>1. humans will create records</li><li>2. long ago humans wrote on tablets</li><li>3. would you like to write on a tablet</li></ol>



### MONDAY ACTIVITY 1


	<b>LOOK &amp; SAY</b>	humans	created	simple	records	tablets
	<b>SOUND OUT</b>	when	which	wheel	whale	
		my	try	why	dry	
	<b>READ</b>	You should try. You should try to stay dry. You should try to stay dry near the whale. You should try to stay dry near the whale when it splashes. Will you try? Will you try to stay dry? Which way will you try? Which way will you try to stay dry? My dad will stay dry. My dad will stay dry when the whale splashes.				
	<b>WRITE</b>	Write the  and  words in your dictionary.				


### MONDAY ACTIVITY 2

	<b>READ</b>	Read the  and  words from Activity 1.				
	<b>READ</b>	I created. I created a wheel. I created a wheel with my sister. When will you try? When will you try my wheel? My wheel is simple. All humans need a wheel. All humans need a wheel for their car. Why will you not try? Why will you not try my wheel? Which wheel will you try? I will try your wheel. I will try your wheel today.				
	<b>WRITE</b>	Write a <b>sentence</b> with: simple Write a <b>question</b> with: tablets				

### TUESDAY ACTIVITY 1


	<b>LOOK &amp; SAY</b>	humans	created	simple	records	tablets
	<b>SOUND OUT</b>	pray	prick	preen	press	
		prank	proud			

	<b>READ</b>	<p>I am proud. I am proud of my prank. I am proud of my prank to prick. I am proud of my prank to prick your finger. Is it good? Is it good to prank? Is it good to be proud to prank? Is it good to be proud to prank to prick someone's finger? It is not good. It is not good to prank. It is not good to be proud to prank. It is not good to be proud to prank to prick someone's finger.</p>
--	-------------	--


	<b>WRITE</b>	<ol style="list-style-type: none"> <li>1. What am I proud of? I am proud of my _____.</li> <li>2. Is it good to prank? Yes/no, it is/ is not good to prank.</li> </ol>
--	--------------	--


## TUESDAY ACTIVITY 2


	<b>READ</b>	Read the  and  words from Activity 1.
--	-------------	---


	<b>WRITE</b>	Write a <b>sentence</b> with: press Write a <b>question</b> with: pray
--	--------------	---

## WEDNESDAY ACTIVITY 1







	<b>LOOK &amp; SAY</b>	humans	created	simple	records	tablets
--	-----------------------	--------	---------	--------	---------	---------

	<b>SOUND OUT</b>	light	high	fight	tight
		night	right	bright	




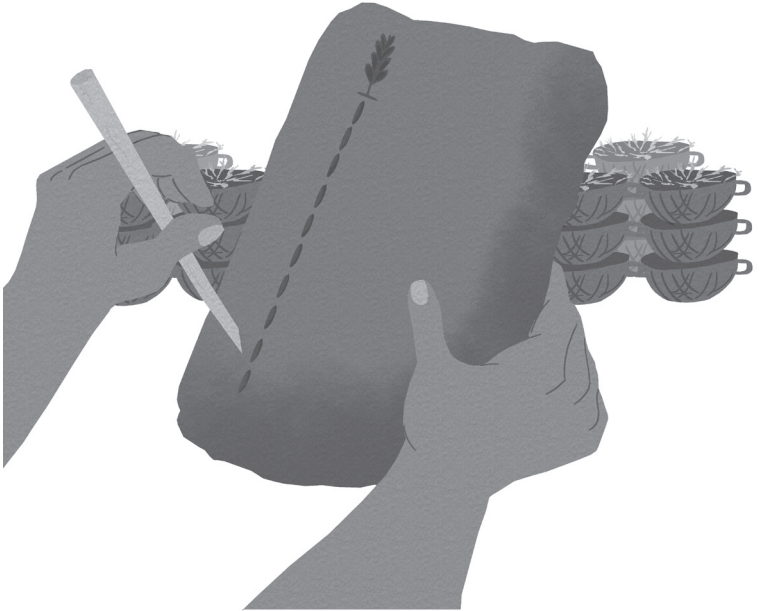
	<b>READ</b>	<p>Birds will fly. Birds will fly high. Birds will fly high in the sky. Birds will fly high in the sky at night. Birds will fly high in the sky at night when it is not bright. Is it right? Is it right for birds to fly? Is it right for birds to fly at night? Birds should fly when it is light. Birds should fly when it is light and bright.</p>
--	-------------	--

	<b>WRITE</b>	<ol style="list-style-type: none"> <li>1. Where do birds fly? Birds fly ___ in the sky.</li> <li>2. When do birds fly? Birds fly at _____ when it is not _____.</li> </ol>
--	--------------	--





## WEDNESDAY ACTIVITY 2

	<b>READ</b>	Read the  and  words from Activity 1.
	<b>WRITE</b>	Write the  and  words in your dictionary. Write a <b>sentence</b> with: night Write a <b>question</b> with: fight





## THURSDAY ACTIVITY 1

	<b>LOOK &amp; SAY</b>	humans	created	simple	records	tablets
	<b>SOUND OUT</b>	light	high	fight	tight	
		pray	prick	preen	press	
	<b>READ</b>	<p>Humans will create. Humans will create records. Humans will create simple records. Humans like to press. They like to press buttons. They like to press buttons that are light. If the button is tight they will press harder. Long ago humans wrote on tablets. They wrote on tablets so they would not fight. They put the tablets up high so they were safe. Would you like to write on a tablet?</p> 				





## THURSDAY ACTIVITY 2

	<b>READ</b>	Read the  and  words from Activity 1.
	<b>WRITE</b>	<ol style="list-style-type: none"><li>1. What did humans create? Humans created _____.</li><li>2. What do humans like to do? Humans like to _____ buttons.</li><li>3. What happens if the button is tight? If the button is tight, humans will press _____.</li><li>4. What did humans write on long ago? Humans wrote on _____ long ago.</li><li>5. Would you like to write on a tablet? Yes/no, <b>I</b> would/would not like to write on a tablet.</li></ol>







## FRIDAY ACTIVITY 1

	<b>READ</b>	Read the  and  words again.
	<b>READ</b>	Read the story from Thursday Activity 1.






## FRIDAY ACTIVITY 2

	<b>READ</b>	Read the  and  words again.
	<b>WRITE</b>	Write the sentences in your book. Fix the mistakes. <ol style="list-style-type: none"><li>1. humans will create records</li><li>2. long ago humans wrote on tablets</li><li>3. would you like to write on a tablet</li></ol>



### MONDAY ACTIVITY 1

	<b>LOOK &amp; SAY</b>	panic	below	surf	shark	blood
	<b>SOUND OUT</b>	fell	turn	again	stay	
		my	try	night	fight	
	<b>READ</b>	I will go. I will go on an adventure. I will go on an adventure on my bicycle. I will go on an adventure on my bicycle at night. Is it good to go on an adventure? Is it good to go on an adventure at night? No! I went on my adventure at night. I fell. I had to try to fight not to fall. It is not good to go on an adventure at night. I will not go again.				
	<b>WRITE</b>	Write the  and  words in your dictionary.				



### MONDAY ACTIVITY 2

	<b>READ</b>	Read the  and  words from Activity 1.				
	<b>READ</b>	There might be a fight. There might be a fight at night. Is it good? Is it good to fight? Is it good to fight at night? No. It is not good to fight. It is not good to fight at night. I will try my best. I will try my best not to fight. I will try my best not to fight at night.				
	<b>WRITE</b>	Write a <b>sentence</b> with: stay Write a <b>question</b> with: below				





### TUESDAY ACTIVITY 1

	<b>LOOK &amp; SAY</b>	panic	below	surf	shark	blood
	<b>SOUND OUT</b>	same	proud	name	way	
		stay	play	loud	now	







	<b>READ</b>	I will play. I will play at school. I will play at school now in a group. I will play at school now in a group and be loud. I will call your name. I will call your name to come play. I will call your name to come play now. Will you come play? Will you come play in the group at school? We are the same. We are the same when we play. We are the same when we play at school.
	<b>WRITE</b>	1. Where will I play? I will play at _____. 2. Why will I call your name? I will call your name to come _____.

## TUESDAY ACTIVITY 2







	<b>READ</b>	Read the  and  words from Activity 1.
	<b>WRITE</b>	Write a <b>sentence</b> with: panic Write a <b>question</b> with: proud

## WEDNESDAY ACTIVITY 1



	<b>LOOK &amp; SAY</b>	panic	below	surf	shark	blood
	<b>SOUND OUT</b>	when	stay	that	shout	
		pink	plot	spot	spin	
	<b>READ</b>	I will spin. I will spin on the spot. I will spin on the spot and shout. I will spin on the spot and shout when I plot. I will plot that I will spin. I will plot that I will spin until I turn pink. I will stay on that spot and plot. I will stay on that spot and plot while I spin. What do you think? Do you think I should plot? Do you think I should plot while I spin?				


	<b>WRITE</b>	<p>1. What will I do on the spot? I will _____ on the spot.</p> <p>2. What colour will I turn while I spin? I will turn _____.</p>
--	--------------	--

### WEDNESDAY ACTIVITY 2





	<b>READ</b>	Read the  and  words from Activity 1.
	<b>WRITE</b>	Write the  and  words in your dictionary. Write a <b>sentence</b> with: shark Write a <b>question</b> with: spin

### THURSDAY ACTIVITY 1





	<b>LOOK &amp; SAY</b>	panic	below	surf	shark	blood
	<b>SOUND OUT</b>	tight	press	same	turn	
		then	stay	bloom	why	

	<b>READ</b>	<p>Todd went to surf. Todd wanted to stay in the water. He did not want to turn back. A shark! There was a shark in the water! Todd began to panic. The shark bit him. The shark bit him and there was blood. He held on tight. He held on tight to his surfboard. "Why did I not go back?" Thought Todd. Just then, a dolphin appeared. The dolphin helped Todd back to the shore. He was safe!</p> <div data-bbox="751 1167 1522 1928" data-label="Image"> </div> <p>What jumped out? A cat! A cat was in the cupboard!</p>
--	-------------	---





## THURSDAY ACTIVITY 2

	<b>READ</b>	Read the  and  words from Activity 1.
	<b>WRITE</b>	<ol style="list-style-type: none"><li>Who went to surf? _____ went to surf.</li><li>What did Todd want to do? Todd wanted to _____ in the water</li><li>What was in the water with Todd? A _____ was in the water with Todd.</li><li>What did the shark do to Todd? The shark _____ Todd.</li><li>What animal came to help Todd? A _____ came to help Todd.</li></ol>







## FRIDAY ACTIVITY 1

	<b>READ</b>	Read the  and  words again.
	<b>READ</b>	Read the story from Thursday Activity 1.






## FRIDAY ACTIVITY 2

	<b>READ</b>	Read the  and  words again.
	<b>WRITE</b>	Write the sentences in your book. Fix the mistakes. <ol style="list-style-type: none"><li>todd went to surf</li><li>a shark there was a shark in the water</li><li>why did I not go back</li></ol>



## MONDAY ACTIVITY 1



	<b>LOOK &amp; SAY</b>	panic	below	surf	shark	blood
	<b>SOUND OUT</b>	fell	turn	again	stay	
		my	try	night	fight	
	<b>READ</b>	I will go. I will go on an adventure. I will go on an adventure on my bicycle. I will go on an adventure on my bicycle at night. Is it good to go on an adventure? Is it good to go on an adventure at night? No! I went on my adventure at night. I fell. I had to try to fight not to fall. It is not good to go on an adventure at night. I will not go again.				
	<b>WRITE</b>	Write the  and  words in your dictionary.				

## MONDAY ACTIVITY 2





	<b>READ</b>	Read the  and  words from Activity 1.				
	<b>READ</b>	There might be a fight. There might be a fight at night. Is it good? Is it good to fight? Is it good to fight at night? No. It is not good to fight. It is not good to fight at night. I will try my best. I will try my best not to fight. I will try my best not to fight at night.				
	<b>WRITE</b>	Write a <b>sentence</b> with: stay Write a <b>question</b> with: below				

## TUESDAY ACTIVITY 1




	<b>LOOK &amp; SAY</b>	panic	below	surf	shark	blood
	<b>SOUND OUT</b>	same	proud	name	way	
		stay	play	loud	now	


	<b>READ</b>	I will play. I will play at school. I will play at school now in a group. I will play at school now in a group and be loud. I will call your name. I will call your name to come play. I will call your name to come play now. Will you come play? Will you come play in the group at school? We are the same. We are the same when we play. We are the same when we play at school.
	<b>WRITE</b>	1. Where will I play? I will play at _____. 2. Why will I call your name? I will call your name to come _____.

## TUESDAY ACTIVITY 2







	<b>READ</b>	Read the  and  words from Activity 1.
	<b>WRITE</b>	Write a <b>sentence</b> with: panic Write a <b>question</b> with: proud

## WEDNESDAY ACTIVITY 1



	<b>LOOK &amp; SAY</b>	panic	below	surf	shark	blood
	<b>SOUND OUT</b>	when	stay	that	shout	
		pink	plot	spot	spin	
	<b>READ</b>	I will spin. I will spin on the spot. I will spin on the spot and shout. I will spin on the spot and shout when I plot. I will plot that I will spin. I will plot that I will spin until I turn pink. I will stay on that spot and plot. I will stay on that spot and plot while I spin. What do you think? Do you think I should plot? Do you think I should plot while I spin?				


	<b>WRITE</b>	<p>1. What will I do on the spot? I will _____ on the spot.</p> <p>2. What colour will I turn while I spin? I will turn _____.</p>
--	--------------	--

### WEDNESDAY ACTIVITY 2





	<b>READ</b>	Read the  and  words from Activity 1.
	<b>WRITE</b>	Write the  and  words in your dictionary. Write a <b>sentence</b> with: shark Write a <b>question</b> with: spin

### THURSDAY ACTIVITY 1





	<b>LOOK &amp; SAY</b>	panic	below	surf	shark	blood
	<b>SOUND OUT</b>	tight	press	same	turn	
		then	stay	bloom	why	

	<b>READ</b>	<p>Todd went to surf. Todd wanted to stay in the water. He did not want to turn back. A shark! There was a shark in the water! Todd began to panic. The shark bit him. The shark bit him and there was blood. He held on tight. He held on tight to his surfboard. "Why did I not go back?" Thought Todd. Just then, a dolphin appeared. The dolphin helped Todd back to the shore. He was safe!</p> <div data-bbox="751 1167 1522 1928" data-label="Image"> </div> <p>What jumped out? A cat! A cat was in the cupboard!</p>
--	-------------	---





## THURSDAY ACTIVITY 2

	<b>READ</b>	Read the  and  words from Activity 1.
	<b>WRITE</b>	<ol style="list-style-type: none"><li>Who went to surf? _____ went to surf.</li><li>What did Todd want to do? Todd wanted to _____ in the water</li><li>What was in the water with Todd? A _____ was in the water with Todd.</li><li>What did the shark do to Todd? The shark _____ Todd.</li><li>What animal came to help Todd? A _____ came to help Todd.</li></ol>

## FRIDAY ACTIVITY 1







	<b>READ</b>	Read the  and  words again.
	<b>READ</b>	Read the story from Thursday Activity 1.

## FRIDAY ACTIVITY 2






	<b>READ</b>	Read the  and  words again.
	<b>WRITE</b>	Write the sentences in your book. Fix the mistakes. <ol style="list-style-type: none"><li>todd went to surf</li><li>a shark there was a shark in the water</li><li>why did I not go back</li></ol>





## MONDAY ACTIVITY 1



	<b>LOOK &amp; SAY</b>	panic	below	surf	shark	blood
	<b>SOUND OUT</b>	fell	turn	again	stay	
		my	try	night	fight	
	<b>READ</b>	I will go. I will go on an adventure. I will go on an adventure on my bicycle. I will go on an adventure on my bicycle at night. Is it good to go on an adventure? Is it good to go on an adventure at night? No! I went on my adventure at night. I fell. I had to try to fight not to fall. It is not good to go on an adventure at night. I will not go again.				
	<b>WRITE</b>	Write the  and  words in your dictionary.				

## MONDAY ACTIVITY 2





	<b>READ</b>	Read the  and  words from Activity 1.				
	<b>READ</b>	There might be a fight. There might be a fight at night. Is it good? Is it good to fight? Is it good to fight at night? No. It is not good to fight. It is not good to fight at night. I will try my best. I will try my best not to fight. I will try my best not to fight at night.				
	<b>WRITE</b>	Write a <b>sentence</b> with: stay Write a <b>question</b> with: below				

## TUESDAY ACTIVITY 1




	<b>LOOK &amp; SAY</b>	panic	below	surf	shark	blood
	<b>SOUND OUT</b>	same	proud	name	way	
		stay	play	loud	now	


	<b>READ</b>	I will play. I will play at school. I will play at school now in a group. I will play at school now in a group and be loud. I will call your name. I will call your name to come play. I will call your name to come play now. Will you come play? Will you come play in the group at school? We are the same. We are the same when we play. We are the same when we play at school.
	<b>WRITE</b>	1. Where will I play? I will play at _____. 2. Why will I call your name? I will call your name to come _____.

## TUESDAY ACTIVITY 2







	<b>READ</b>	Read the  and  words from Activity 1.
	<b>WRITE</b>	Write a <b>sentence</b> with: panic Write a <b>question</b> with: proud

## WEDNESDAY ACTIVITY 1



	<b>LOOK &amp; SAY</b>	panic	below	surf	shark	blood
	<b>SOUND OUT</b>	when	stay	that	shout	
		pink	plot	spot	spin	
	<b>READ</b>	I will spin. I will spin on the spot. I will spin on the spot and shout. I will spin on the spot and shout when I plot. I will plot that I will spin. I will plot that I will spin until I turn pink. I will stay on that spot and plot. I will stay on that spot and plot while I spin. What do you think? Do you think I should plot? Do you think I should plot while I spin?				


	<b>WRITE</b>	<p>1. What will I do on the spot? I will _____ on the spot.</p> <p>2. What colour will I turn while I spin? I will turn _____.</p>
--	--------------	--

### WEDNESDAY ACTIVITY 2





	<b>READ</b>	Read the  and  words from Activity 1.
	<b>WRITE</b>	Write the  and  words in your dictionary. Write a <b>sentence</b> with: shark Write a <b>question</b> with: spin

### THURSDAY ACTIVITY 1





	<b>LOOK &amp; SAY</b>	panic	below	surf	shark	blood
	<b>SOUND OUT</b>	tight	press	same	turn	
		then	stay	bloom	why	

	<b>READ</b>	<p>Todd went to surf. Todd wanted to stay in the water. He did not want to turn back. A shark! There was a shark in the water! Todd began to panic. The shark bit him. The shark bit him and there was blood. He held on tight. He held on tight to his surfboard. "Why did I not go back?" Thought Todd. Just then, a dolphin appeared. The dolphin helped Todd back to the shore. He was safe!</p> <div data-bbox="753 1169 1524 1930" data-label="Image"> </div> <p>What jumped out? A cat! A cat was in the cupboard!</p>
--	-------------	---





## THURSDAY ACTIVITY 2

	<b>READ</b>	Read the  and  words from Activity 1.
	<b>WRITE</b>	<ol style="list-style-type: none"><li>Who went to surf? _____ went to surf.</li><li>What did Todd want to do? Todd wanted to _____ in the water</li><li>What was in the water with Todd? A _____ was in the water with Todd.</li><li>What did the shark do to Todd? The shark _____ Todd.</li><li>What animal came to help Todd? A _____ came to help Todd.</li></ol>







## FRIDAY ACTIVITY 1

	<b>READ</b>	Read the  and  words again.
	<b>READ</b>	Read the story from Thursday Activity 1.






## FRIDAY ACTIVITY 2

	<b>READ</b>	Read the  and  words again.
	<b>WRITE</b>	Write the sentences in your book. Fix the mistakes. <ol style="list-style-type: none"><li>todd went to surf</li><li>a shark there was a shark in the water</li><li>why did I not go back</li></ol>



## MONDAY ACTIVITY 1



	<b>LOOK &amp; SAY</b>	panic	below	surf	shark	blood
	<b>SOUND OUT</b>	fell	turn	again	stay	
		my	try	night	fight	
	<b>READ</b>	I will go. I will go on an adventure. I will go on an adventure on my bicycle. I will go on an adventure on my bicycle at night. Is it good to go on an adventure? Is it good to go on an adventure at night? No! I went on my adventure at night. I fell. I had to try to fight not to fall. It is not good to go on an adventure at night. I will not go again.				
	<b>WRITE</b>	Write the  and  words in your dictionary.				

## MONDAY ACTIVITY 2





	<b>READ</b>	Read the  and  words from Activity 1.				
	<b>READ</b>	There might be a fight. There might be a fight at night. Is it good? Is it good to fight? Is it good to fight at night? No. It is not good to fight. It is not good to fight at night. I will try my best. I will try my best not to fight. I will try my best not to fight at night.				
	<b>WRITE</b>	Write a <b>sentence</b> with: stay Write a <b>question</b> with: below				

## TUESDAY ACTIVITY 1




	<b>LOOK &amp; SAY</b>	panic	below	surf	shark	blood
	<b>SOUND OUT</b>	same	proud	name	way	
		stay	play	loud	now	


	<b>READ</b>	I will play. I will play at school. I will play at school now in a group. I will play at school now in a group and be loud. I will call your name. I will call your name to come play. I will call your name to come play now. Will you come play? Will you come play in the group at school? We are the same. We are the same when we play. We are the same when we play at school.
	<b>WRITE</b>	1. Where will I play? I will play at _____. 2. Why will I call your name? I will call your name to come _____.

## TUESDAY ACTIVITY 2







	<b>READ</b>	Read the  and  words from Activity 1.
	<b>WRITE</b>	Write a <b>sentence</b> with: panic Write a <b>question</b> with: proud

## WEDNESDAY ACTIVITY 1



	<b>LOOK &amp; SAY</b>	panic	below	surf	shark	blood
	<b>SOUND OUT</b>	when		stay	that	shout
		pink		plot	spot	spin
	<b>READ</b>	I will spin. I will spin on the spot. I will spin on the spot and shout. I will spin on the spot and shout when I plot. I will plot that I will spin. I will plot that I will spin until I turn pink. I will stay on that spot and plot. I will stay on that spot and plot while I spin. What do you think? Do you think I should plot? Do you think I should plot while I spin?				


	<b>WRITE</b>	<p>1. What will I do on the spot? I will _____ on the spot.</p> <p>2. What colour will I turn while I spin? I will turn _____.</p>
--	--------------	--

### WEDNESDAY ACTIVITY 2

	<b>READ</b>	Read the  and  words from Activity 1.
	<b>WRITE</b>	Write the  and  words in your dictionary. Write a <b>sentence</b> with: shark Write a <b>question</b> with: spin





### THURSDAY ACTIVITY 1

	<b>LOOK &amp; SAY</b>	panic	below	surf	shark	blood
	<b>SOUND OUT</b>	tight	press	same	turn	
		then	stay	bloom	why	





	<b>READ</b>	<p>Todd went to surf. Todd wanted to stay in the water. He did not want to turn back. A shark! There was a shark in the water! Todd began to panic. The shark bit him. The shark bit him and there was blood. He held on tight. He held on tight to his surfboard. "Why did I not go back?" Thought Todd. Just then, a dolphin appeared. The dolphin helped Todd back to the shore. He was safe!</p> <div data-bbox="753 1169 1524 1930" data-label="Image"> </div> <p>What jumped out? A cat! A cat was in the cupboard!</p>
--	-------------	---







## THURSDAY ACTIVITY 2

	<b>READ</b>	Read the  and  words from Activity 1.
	<b>WRITE</b>	<ol style="list-style-type: none"><li>Who went to surf? _____ went to surf.</li><li>What did Todd want to do? Todd wanted to _____ in the water</li><li>What was in the water with Todd? A _____ was in the water with Todd.</li><li>What did the shark do to Todd? The shark _____ Todd.</li><li>What animal came to help Todd? A _____ came to help Todd.</li></ol>







## FRIDAY ACTIVITY 1

	<b>READ</b>	Read the  and  words again.
	<b>READ</b>	Read the story from Thursday Activity 1.






## FRIDAY ACTIVITY 2

	<b>READ</b>	Read the  and  words again.
	<b>WRITE</b>	Write the sentences in your book. Fix the mistakes. <ol style="list-style-type: none"><li>todd went to surf</li><li>a shark there was a shark in the water</li><li>why did I not go back</li></ol>



## MONDAY ACTIVITY 1



	<b>LOOK &amp; SAY</b>	panic	below	surf	shark	blood
	<b>SOUND OUT</b>	fell	turn	again	stay	
		my	try	night	fight	
	<b>READ</b>	I will go. I will go on an adventure. I will go on an adventure on my bicycle. I will go on an adventure on my bicycle at night. Is it good to go on an adventure? Is it good to go on an adventure at night? No! I went on my adventure at night. I fell. I had to try to fight not to fall. It is not good to go on an adventure at night. I will not go again.				
	<b>WRITE</b>	Write the  and  words in your dictionary.				

## MONDAY ACTIVITY 2





	<b>READ</b>	Read the  and  words from Activity 1.				
	<b>READ</b>	There might be a fight. There might be a fight at night. Is it good? Is it good to fight? Is it good to fight at night? No. It is not good to fight. It is not good to fight at night. I will try my best. I will try my best not to fight. I will try my best not to fight at night.				
	<b>WRITE</b>	Write a <b>sentence</b> with: stay Write a <b>question</b> with: below				

## TUESDAY ACTIVITY 1




	<b>LOOK &amp; SAY</b>	panic	below	surf	shark	blood
	<b>SOUND OUT</b>	same	proud	name	way	
		stay	play	loud	now	


	<b>READ</b>	I will play. I will play at school. I will play at school now in a group. I will play at school now in a group and be loud. I will call your name. I will call your name to come play. I will call your name to come play now. Will you come play? Will you come play in the group at school? We are the same. We are the same when we play. We are the same when we play at school.
	<b>WRITE</b>	1. Where will I play? I will play at _____. 2. Why will I call your name? I will call your name to come _____.

## TUESDAY ACTIVITY 2







	<b>READ</b>	Read the  and  words from Activity 1.
	<b>WRITE</b>	Write a <b>sentence</b> with: panic Write a <b>question</b> with: proud

## WEDNESDAY ACTIVITY 1



	<b>LOOK &amp; SAY</b>	panic	below	surf	shark	blood
	<b>SOUND OUT</b>	when		stay	that	shout
		pink		plot	spot	spin
	<b>READ</b>	I will spin. I will spin on the spot. I will spin on the spot and shout. I will spin on the spot and shout when I plot. I will plot that I will spin. I will plot that I will spin until I turn pink. I will stay on that spot and plot. I will stay on that spot and plot while I spin. What do you think? Do you think I should plot? Do you think I should plot while I spin?				



	<b>WRITE</b>	<p>1. What will I do on the spot? I will _____ on the spot.</p> <p>2. What colour will I turn while I spin? I will turn _____.</p>
--	--------------	--

### WEDNESDAY ACTIVITY 2





	<b>READ</b>	Read the  and  words from Activity 1.
	<b>WRITE</b>	Write the  and  words in your dictionary. Write a <b>sentence</b> with: shark Write a <b>question</b> with: spin

### THURSDAY ACTIVITY 1





	<b>LOOK &amp; SAY</b>	panic	below	surf	shark	blood
	<b>SOUND OUT</b>	tight	press	same	turn	
		then	stay	bloom	why	

	<b>READ</b>	<p>Todd went to surf. Todd wanted to stay in the water. He did not want to turn back. A shark! There was a shark in the water! Todd began to panic. The shark bit him. The shark bit him and there was blood. He held on tight. He held on tight to his surfboard. "Why did I not go back?" Thought Todd. Just then, a dolphin appeared. The dolphin helped Todd back to the shore. He was safe!</p> <div data-bbox="753 1169 1524 1930" style="text-align: right;">  </div> <p>What jumped out? A cat! A cat was in the cupboard!</p>
--	-------------	--





## THURSDAY ACTIVITY 2

	<b>READ</b>	Read the  and  words from Activity 1.
	<b>WRITE</b>	<ol style="list-style-type: none"><li>Who went to surf? _____ went to surf.</li><li>What did Todd want to do? Todd wanted to _____ in the water</li><li>What was in the water with Todd? A _____ was in the water with Todd.</li><li>What did the shark do to Todd? The shark _____ Todd.</li><li>What animal came to help Todd? A _____ came to help Todd.</li></ol>







## FRIDAY ACTIVITY 1

	<b>READ</b>	Read the  and  words again.
	<b>READ</b>	Read the story from Thursday Activity 1.






## FRIDAY ACTIVITY 2

	<b>READ</b>	Read the  and  words again.
	<b>WRITE</b>	Write the sentences in your book. Fix the mistakes. <ol style="list-style-type: none"><li>todd went to surf</li><li>a shark there was a shark in the water</li><li>why did I not go back</li></ol>



## MONDAY ACTIVITY 1



	<b>LOOK &amp; SAY</b>	panic	below	surf	shark	blood
	<b>SOUND OUT</b>	fell	turn	again	stay	
		my	try	night	fight	
	<b>READ</b>	I will go. I will go on an adventure. I will go on an adventure on my bicycle. I will go on an adventure on my bicycle at night. Is it good to go on an adventure? Is it good to go on an adventure at night? No! I went on my adventure at night. I fell. I had to try to fight not to fall. It is not good to go on an adventure at night. I will not go again.				
	<b>WRITE</b>	Write the  and  words in your dictionary.				

## MONDAY ACTIVITY 2





	<b>READ</b>	Read the  and  words from Activity 1.				
	<b>READ</b>	There might be a fight. There might be a fight at night. Is it good? Is it good to fight? Is it good to fight at night? No. It is not good to fight. It is not good to fight at night. I will try my best. I will try my best not to fight. I will try my best not to fight at night.				
	<b>WRITE</b>	Write a <b>sentence</b> with: stay Write a <b>question</b> with: below				

## TUESDAY ACTIVITY 1




	<b>LOOK &amp; SAY</b>	panic	below	surf	shark	blood
	<b>SOUND OUT</b>	same	proud	name	way	
		stay	play	loud	now	

	<b>READ</b>	I will play. I will play at school. I will play at school now in a group. I will play at school now in a group and be loud. I will call your name. I will call your name to come play. I will call your name to come play now. Will you come play? Will you come play in the group at school? We are the same. We are the same when we play. We are the same when we play at school.
	<b>WRITE</b>	1. Where will I play? I will play at _____. 2. Why will I call your name? I will call your name to come _____.


## TUESDAY ACTIVITY 2

	<b>READ</b>	Read the  and  words from Activity 1.
	<b>WRITE</b>	Write a <b>sentence</b> with: panic Write a <b>question</b> with: proud







## WEDNESDAY ACTIVITY 1

	<b>LOOK &amp; SAY</b>	panic	below	surf	shark	blood
	<b>SOUND OUT</b>	when	stay	that	shout	
		pink	plot	spot	spin	
	<b>READ</b>	I will spin. I will spin on the spot. I will spin on the spot and shout. I will spin on the spot and shout when I plot. I will plot that I will spin. I will plot that I will spin until I turn pink. I will stay on that spot and plot. I will stay on that spot and plot while I spin. What do you think? Do you think I should plot? Do you think I should plot while I spin?				







	<b>WRITE</b>	<p>1. What will I do on the spot? I will _____ on the spot.</p> <p>2. What colour will I turn while I spin? I will turn _____.</p>
--	--------------	--

### WEDNESDAY ACTIVITY 2





	<b>READ</b>	Read the  and  words from Activity 1.
	<b>WRITE</b>	Write the  and  words in your dictionary. Write a <b>sentence</b> with: shark Write a <b>question</b> with: spin

### THURSDAY ACTIVITY 1





	<b>LOOK &amp; SAY</b>	panic	below	surf	shark	blood
	<b>SOUND OUT</b>	tight	press	same	turn	
		then	stay	bloom	why	

	<b>READ</b>	<p>Todd went to surf. Todd wanted to stay in the water. He did not want to turn back. A shark! There was a shark in the water! Todd began to panic. The shark bit him. The shark bit him and there was blood. He held on tight. He held on tight to his surfboard. "Why did I not go back?" Thought Todd. Just then, a dolphin appeared. The dolphin helped Todd back to the shore. He was safe!</p> <div data-bbox="753 1169 1524 1930" style="text-align: right;">  </div> <p>What jumped out? A cat! A cat was in the cupboard!</p>
--	-------------	--





## THURSDAY ACTIVITY 2

	<b>READ</b>	Read the  and  words from Activity 1.
	<b>WRITE</b>	<ol style="list-style-type: none"><li>Who went to surf? _____ went to surf.</li><li>What did Todd want to do? Todd wanted to _____ in the water</li><li>What was in the water with Todd? A _____ was in the water with Todd.</li><li>What did the shark do to Todd? The shark _____ Todd.</li><li>What animal came to help Todd? A _____ came to help Todd.</li></ol>







## FRIDAY ACTIVITY 1

	<b>READ</b>	Read the  and  words again.
	<b>READ</b>	Read the story from Thursday Activity 1.






## FRIDAY ACTIVITY 2

	<b>READ</b>	Read the  and  words again.
	<b>WRITE</b>	Write the sentences in your book. Fix the mistakes. <ol style="list-style-type: none"><li>todd went to surf</li><li>a shark there was a shark in the water</li><li>why did I not go back</li></ol>



## MONDAY ACTIVITY 1



	<b>LOOK &amp; SAY</b>	panic	below	surf	shark	blood
	<b>SOUND OUT</b>	fell	turn	again	stay	
		my	try	night	fight	
	<b>READ</b>	I will go. I will go on an adventure. I will go on an adventure on my bicycle. I will go on an adventure on my bicycle at night. Is it good to go on an adventure? Is it good to go on an adventure at night? No! I went on my adventure at night. I fell. I had to try to fight not to fall. It is not good to go on an adventure at night. I will not go again.				
	<b>WRITE</b>	Write the  and  words in your dictionary.				

## MONDAY ACTIVITY 2





	<b>READ</b>	Read the  and  words from Activity 1.				
	<b>READ</b>	There might be a fight. There might be a fight at night. Is it good? Is it good to fight? Is it good to fight at night? No. It is not good to fight. It is not good to fight at night. I will try my best. I will try my best not to fight. I will try my best not to fight at night.				
	<b>WRITE</b>	Write a <b>sentence</b> with: stay Write a <b>question</b> with: below				

## TUESDAY ACTIVITY 1




	<b>LOOK &amp; SAY</b>	panic	below	surf	shark	blood
	<b>SOUND OUT</b>	same	proud	name	way	
		stay	play	loud	now	


	<b>READ</b>	I will play. I will play at school. I will play at school now in a group. I will play at school now in a group and be loud. I will call your name. I will call your name to come play. I will call your name to come play now. Will you come play? Will you come play in the group at school? We are the same. We are the same when we play. We are the same when we play at school.
	<b>WRITE</b>	1. Where will I play? I will play at _____. 2. Why will I call your name? I will call your name to come _____.

## TUESDAY ACTIVITY 2







	<b>READ</b>	Read the  and  words from Activity 1.
	<b>WRITE</b>	Write a <b>sentence</b> with: panic Write a <b>question</b> with: proud

## WEDNESDAY ACTIVITY 1



	<b>LOOK &amp; SAY</b>	panic	below	surf	shark	blood
	<b>SOUND OUT</b>	when		stay	that	shout
		pink	plot	spot	spin	
	<b>READ</b>	I will spin. I will spin on the spot. I will spin on the spot and shout. I will spin on the spot and shout when I plot. I will plot that I will spin. I will plot that I will spin until I turn pink. I will stay on that spot and plot. I will stay on that spot and plot while I spin. What do you think? Do you think I should plot? Do you think I should plot while I spin?				



	<b>WRITE</b>	<p>1. What will I do on the spot? I will _____ on the spot.</p> <p>2. What colour will I turn while I spin? I will turn _____.</p>
--	--------------	--

### WEDNESDAY ACTIVITY 2





	<b>READ</b>	Read the  and  words from Activity 1.
	<b>WRITE</b>	Write the  and  words in your dictionary. Write a <b>sentence</b> with: shark Write a <b>question</b> with: spin

### THURSDAY ACTIVITY 1





	<b>LOOK &amp; SAY</b>	panic	below	surf	shark	blood
	<b>SOUND OUT</b>	tight	press	same	turn	
		then	stay	bloom	why	

	<b>READ</b>	<p>Todd went to surf. Todd wanted to stay in the water. He did not want to turn back. A shark! There was a shark in the water! Todd began to panic. The shark bit him. The shark bit him and there was blood. He held on tight. He held on tight to his surfboard. "Why did I not go back?" Thought Todd. Just then, a dolphin appeared. The dolphin helped Todd back to the shore. He was safe!</p> <div data-bbox="753 1169 1524 1930" style="text-align: right;">  </div> <p>What jumped out? A cat! A cat was in the cupboard!</p>
--	-------------	--





## THURSDAY ACTIVITY 2

	<b>READ</b>	Read the  and  words from Activity 1.
	<b>WRITE</b>	<ol style="list-style-type: none"><li>Who went to surf? _____ went to surf.</li><li>What did Todd want to do? Todd wanted to _____ in the water</li><li>What was in the water with Todd? A _____ was in the water with Todd.</li><li>What did the shark do to Todd? The shark _____ Todd.</li><li>What animal came to help Todd? A _____ came to help Todd.</li></ol>







## FRIDAY ACTIVITY 1

	<b>READ</b>	Read the  and  words again.
	<b>READ</b>	Read the story from Thursday Activity 1.






## FRIDAY ACTIVITY 2

	<b>READ</b>	Read the  and  words again.
	<b>WRITE</b>	Write the sentences in your book. Fix the mistakes. <ol style="list-style-type: none"><li>todd went to surf</li><li>a shark there was a shark in the water</li><li>why did I not go back</li></ol>



## MONDAY ACTIVITY 1

	<b>LOOK &amp; SAY</b>	panic	below	surf	shark	blood
	<b>SOUND OUT</b>	fell	turn	again	stay	
		my	try	night	fight	
	<b>READ</b>	I will go. I will go on an adventure. I will go on an adventure on my bicycle. I will go on an adventure on my bicycle at night. Is it good to go on an adventure? Is it good to go on an adventure at night? No! I went on my adventure at night. I fell. I had to try to fight not to fall. It is not good to go on an adventure at night. I will not go again.				
	<b>WRITE</b>	Write the  and  words in your dictionary.				



## MONDAY ACTIVITY 2

	<b>READ</b>	Read the  and  words from Activity 1.				
	<b>READ</b>	There might be a fight. There might be a fight at night. Is it good? Is it good to fight? Is it good to fight at night? No. It is not good to fight. It is not good to fight at night. I will try my best. I will try my best not to fight. I will try my best not to fight at night.				
	<b>WRITE</b>	Write a <b>sentence</b> with: stay Write a <b>question</b> with: below				





## TUESDAY ACTIVITY 1

	<b>LOOK &amp; SAY</b>	panic	below	surf	shark	blood
	<b>SOUND OUT</b>	same	proud	name	way	
		stay	play	loud	now	







	<b>READ</b>	I will play. I will play at school. I will play at school now in a group. I will play at school now in a group and be loud. I will call your name. I will call your name to come play. I will call your name to come play now. Will you come play? Will you come play in the group at school? We are the same. We are the same when we play. We are the same when we play at school.
	<b>WRITE</b>	1. Where will I play? I will play at _____. 2. Why will I call your name? I will call your name to come _____.

## TUESDAY ACTIVITY 2







	<b>READ</b>	Read the  and  words from Activity 1.
	<b>WRITE</b>	Write a <b>sentence</b> with: panic Write a <b>question</b> with: proud

## WEDNESDAY ACTIVITY 1



	<b>LOOK &amp; SAY</b>	panic	below	surf	shark	blood
	<b>SOUND OUT</b>	when	stay	that	shout	
		pink	plot	spot	spin	
	<b>READ</b>	I will spin. I will spin on the spot. I will spin on the spot and shout. I will spin on the spot and shout when I plot. I will plot that I will spin. I will plot that I will spin until I turn pink. I will stay on that spot and plot. I will stay on that spot and plot while I spin. What do you think? Do you think I should plot? Do you think I should plot while I spin?				


	<b>WRITE</b>	<p>1. What will I do on the spot? I will _____ on the spot.</p> <p>2. What colour will I turn while I spin? I will turn _____.</p>
--	--------------	--

### WEDNESDAY ACTIVITY 2





	<b>READ</b>	Read the  and  words from Activity 1.
	<b>WRITE</b>	Write the  and  words in your dictionary. Write a <b>sentence</b> with: shark Write a <b>question</b> with: spin

### THURSDAY ACTIVITY 1





	<b>LOOK &amp; SAY</b>	panic	below	surf	shark	blood
	<b>SOUND OUT</b>	tight	press	same	turn	
		then	stay	bloom	why	

	<b>READ</b>	<p>Todd went to surf. Todd wanted to stay in the water. He did not want to turn back. A shark! There was a shark in the water! Todd began to panic. The shark bit him. The shark bit him and there was blood. He held on tight. He held on tight to his surfboard. "Why did I not go back?" Thought Todd. Just then, a dolphin appeared. The dolphin helped Todd back to the shore. He was safe!</p> <div data-bbox="753 1169 1524 1930" data-label="Image"> </div> <p>What jumped out? A cat! A cat was in the cupboard!</p>
--	-------------	---





## THURSDAY ACTIVITY 2

	<b>READ</b>	Read the  and  words from Activity 1.
	<b>WRITE</b>	<ol style="list-style-type: none"><li>Who went to surf? _____ went to surf.</li><li>What did Todd want to do? Todd wanted to _____ in the water</li><li>What was in the water with Todd? A _____ was in the water with Todd.</li><li>What did the shark do to Todd? The shark _____ Todd.</li><li>What animal came to help Todd? A _____ came to help Todd.</li></ol>







## FRIDAY ACTIVITY 1

	<b>READ</b>	Read the  and  words again.
	<b>READ</b>	Read the story from Thursday Activity 1.






## FRIDAY ACTIVITY 2

	<b>READ</b>	Read the  and  words again.
	<b>WRITE</b>	Write the sentences in your book. Fix the mistakes. <ol style="list-style-type: none"><li>todd went to surf</li><li>a shark there was a shark in the water</li><li>why did I not go back</li></ol>



## MONDAY ACTIVITY 1



	<b>LOOK &amp; SAY</b>	panic	below	surf	shark	blood
	<b>SOUND OUT</b>	fell	turn	again	stay	
		my	try	night	fight	
	<b>READ</b>	I will go. I will go on an adventure. I will go on an adventure on my bicycle. I will go on an adventure on my bicycle at night. Is it good to go on an adventure? Is it good to go on an adventure at night? No! I went on my adventure at night. I fell. I had to try to fight not to fall. It is not good to go on an adventure at night. I will not go again.				
	<b>WRITE</b>	Write the  and  words in your dictionary.				

## MONDAY ACTIVITY 2





	<b>READ</b>	Read the  and  words from Activity 1.				
	<b>READ</b>	There might be a fight. There might be a fight at night. Is it good? Is it good to fight? Is it good to fight at night? No. It is not good to fight. It is not good to fight at night. I will try my best. I will try my best not to fight. I will try my best not to fight at night.				
	<b>WRITE</b>	Write a <b>sentence</b> with: stay Write a <b>question</b> with: below				

## TUESDAY ACTIVITY 1




	<b>LOOK &amp; SAY</b>	panic	below	surf	shark	blood
	<b>SOUND OUT</b>	same	proud	name	way	
		stay	play	loud	now	


	<b>READ</b>	I will play. I will play at school. I will play at school now in a group. I will play at school now in a group and be loud. I will call your name. I will call your name to come play. I will call your name to come play now. Will you come play? Will you come play in the group at school? We are the same. We are the same when we play. We are the same when we play at school.
	<b>WRITE</b>	1. Where will I play? I will play at _____. 2. Why will I call your name? I will call your name to come _____.

## TUESDAY ACTIVITY 2







	<b>READ</b>	Read the  and  words from Activity 1.
	<b>WRITE</b>	Write a <b>sentence</b> with: panic Write a <b>question</b> with: proud

## WEDNESDAY ACTIVITY 1



	<b>LOOK &amp; SAY</b>	panic	below	surf	shark	blood
	<b>SOUND OUT</b>	when		stay	that	shout
		pink		plot	spot	spin
	<b>READ</b>	I will spin. I will spin on the spot. I will spin on the spot and shout. I will spin on the spot and shout when I plot. I will plot that I will spin. I will plot that I will spin until I turn pink. I will stay on that spot and plot. I will stay on that spot and plot while I spin. What do you think? Do you think I should plot? Do you think I should plot while I spin?				


	<b>WRITE</b>	<p>1. What will I do on the spot? I will _____ on the spot.</p> <p>2. What colour will I turn while I spin? I will turn _____.</p>
--	--------------	--

### WEDNESDAY ACTIVITY 2





	<b>READ</b>	Read the  and  words from Activity 1.
	<b>WRITE</b>	Write the  and  words in your dictionary. Write a <b>sentence</b> with: shark Write a <b>question</b> with: spin

### THURSDAY ACTIVITY 1





	<b>LOOK &amp; SAY</b>	panic	below	surf	shark	blood
	<b>SOUND OUT</b>	tight	press	same	turn	
		then	stay	bloom	why	

	<b>READ</b>	<p>Todd went to surf. Todd wanted to stay in the water. He did not want to turn back. A shark! There was a shark in the water! Todd began to panic. The shark bit him. The shark bit him and there was blood. He held on tight. He held on tight to his surfboard. "Why did I not go back?" Thought Todd. Just then, a dolphin appeared. The dolphin helped Todd back to the shore. He was safe!</p> <div data-bbox="753 1169 1524 1930" data-label="Image"> </div> <p>What jumped out? A cat! A cat was in the cupboard!</p>
--	-------------	---





## THURSDAY ACTIVITY 2

	<b>READ</b>	Read the  and  words from Activity 1.
	<b>WRITE</b>	<ol style="list-style-type: none"><li>Who went to surf? _____ went to surf.</li><li>What did Todd want to do? Todd wanted to _____ in the water</li><li>What was in the water with Todd? A _____ was in the water with Todd.</li><li>What did the shark do to Todd? The shark _____ Todd.</li><li>What animal came to help Todd? A _____ came to help Todd.</li></ol>

## FRIDAY ACTIVITY 1







	<b>READ</b>	Read the  and  words again.
	<b>READ</b>	Read the story from Thursday Activity 1.

## FRIDAY ACTIVITY 2






	<b>READ</b>	Read the  and  words again.
	<b>WRITE</b>	Write the sentences in your book. Fix the mistakes. <ol style="list-style-type: none"><li>todd went to surf</li><li>a shark there was a shark in the water</li><li>why did I not go back</li></ol>





## MONDAY ACTIVITY 1



	<b>LOOK &amp; SAY</b>	panic	below	surf	shark	blood
	<b>SOUND OUT</b>	fell	turn	again	stay	
		my	try	night	fight	
	<b>READ</b>	I will go. I will go on an adventure. I will go on an adventure on my bicycle. I will go on an adventure on my bicycle at night. Is it good to go on an adventure? Is it good to go on an adventure at night? No! I went on my adventure at night. I fell. I had to try to fight not to fall. It is not good to go on an adventure at night. I will not go again.				
	<b>WRITE</b>	Write the  and  words in your dictionary.				

## MONDAY ACTIVITY 2





	<b>READ</b>	Read the  and  words from Activity 1.				
	<b>READ</b>	There might be a fight. There might be a fight at night. Is it good? Is it good to fight? Is it good to fight at night? No. It is not good to fight. It is not good to fight at night. I will try my best. I will try my best not to fight. I will try my best not to fight at night.				
	<b>WRITE</b>	Write a <b>sentence</b> with: stay Write a <b>question</b> with: below				

## TUESDAY ACTIVITY 1




	<b>LOOK &amp; SAY</b>	panic	below	surf	shark	blood
	<b>SOUND OUT</b>	same	proud	name	way	
		stay	play	loud	now	


	<b>READ</b>	I will play. I will play at school. I will play at school now in a group. I will play at school now in a group and be loud. I will call your name. I will call your name to come play. I will call your name to come play now. Will you come play? Will you come play in the group at school? We are the same. We are the same when we play. We are the same when we play at school.
	<b>WRITE</b>	1. Where will I play? I will play at _____. 2. Why will I call your name? I will call your name to come _____.

## TUESDAY ACTIVITY 2







	<b>READ</b>	Read the  and  words from Activity 1.
	<b>WRITE</b>	Write a <b>sentence</b> with: panic Write a <b>question</b> with: proud

## WEDNESDAY ACTIVITY 1



	<b>LOOK &amp; SAY</b>	panic	below	surf	shark	blood
	<b>SOUND OUT</b>	when	stay	that	shout	
		pink	plot	spot	spin	
	<b>READ</b>	I will spin. I will spin on the spot. I will spin on the spot and shout. I will spin on the spot and shout when I plot. I will plot that I will spin. I will plot that I will spin until I turn pink. I will stay on that spot and plot. I will stay on that spot and plot while I spin. What do you think? Do you think I should plot? Do you think I should plot while I spin?				


	<b>WRITE</b>	<p>1. What will I do on the spot? I will _____ on the spot.</p> <p>2. What colour will I turn while I spin? I will turn _____.</p>
--	--------------	--

### WEDNESDAY ACTIVITY 2





	<b>READ</b>	Read the  and  words from Activity 1.
	<b>WRITE</b>	Write the  and  words in your dictionary. Write a <b>sentence</b> with: shark Write a <b>question</b> with: spin

### THURSDAY ACTIVITY 1





	<b>LOOK &amp; SAY</b>	panic	below	surf	shark	blood
	<b>SOUND OUT</b>	tight	press	same	turn	
		then	stay	bloom	why	

	<b>READ</b>	<p>Todd went to surf. Todd wanted to stay in the water. He did not want to turn back. A shark! There was a shark in the water! Todd began to panic. The shark bit him. The shark bit him and there was blood. He held on tight. He held on tight to his surfboard. "Why did I not go back?" Thought Todd. Just then, a dolphin appeared. The dolphin helped Todd back to the shore. He was safe!</p> <div data-bbox="753 1169 1524 1930" data-label="Image"> </div> <p>What jumped out? A cat! A cat was in the cupboard!</p>
--	-------------	---





## THURSDAY ACTIVITY 2

	<b>READ</b>	Read the  and  words from Activity 1.
	<b>WRITE</b>	<ol style="list-style-type: none"><li>Who went to surf? _____ went to surf.</li><li>What did Todd want to do? Todd wanted to _____ in the water</li><li>What was in the water with Todd? A _____ was in the water with Todd.</li><li>What did the shark do to Todd? The shark _____ Todd.</li><li>What animal came to help Todd? A _____ came to help Todd.</li></ol>







## FRIDAY ACTIVITY 1

	<b>READ</b>	Read the  and  words again.
	<b>READ</b>	Read the story from Thursday Activity 1.






## FRIDAY ACTIVITY 2

	<b>READ</b>	Read the  and  words again.
	<b>WRITE</b>	Write the sentences in your book. Fix the mistakes. <ol style="list-style-type: none"><li>todd went to surf</li><li>a shark there was a shark in the water</li><li>why did I not go back</li></ol>



### MONDAY ACTIVITY 1



	<b>LOOK &amp; SAY</b>	panic	below	surf	shark	blood
	<b>SOUND OUT</b>	fell	turn	again	stay	
		my	try	night	fight	
	<b>READ</b>	I will go. I will go on an adventure. I will go on an adventure on my bicycle. I will go on an adventure on my bicycle at night. Is it good to go on an adventure? Is it good to go on an adventure at night? No! I went on my adventure at night. I fell. I had to try to fight not to fall. It is not good to go on an adventure at night. I will not go again.				
	<b>WRITE</b>	Write the  and  words in your dictionary.				

### MONDAY ACTIVITY 2





	<b>READ</b>	Read the  and  words from Activity 1.				
	<b>READ</b>	There might be a fight. There might be a fight at night. Is it good? Is it good to fight? Is it good to fight at night? No. It is not good to fight. It is not good to fight at night. I will try my best. I will try my best not to fight. I will try my best not to fight at night.				
	<b>WRITE</b>	Write a <b>sentence</b> with: stay Write a <b>question</b> with: below				

### TUESDAY ACTIVITY 1




	<b>LOOK &amp; SAY</b>	panic	below	surf	shark	blood
	<b>SOUND OUT</b>	same	proud	name	way	
		stay	play	loud	now	


	<b>READ</b>	I will play. I will play at school. I will play at school now in a group. I will play at school now in a group and be loud. I will call your name. I will call your name to come play. I will call your name to come play now. Will you come play? Will you come play in the group at school? We are the same. We are the same when we play. We are the same when we play at school.
	<b>WRITE</b>	1. Where will I play? I will play at _____. 2. Why will I call your name? I will call your name to come _____.

## TUESDAY ACTIVITY 2







	<b>READ</b>	Read the  and  words from Activity 1.
	<b>WRITE</b>	Write a <b>sentence</b> with: panic Write a <b>question</b> with: proud

## WEDNESDAY ACTIVITY 1



	<b>LOOK &amp; SAY</b>	panic	below	surf	shark	blood
	<b>SOUND OUT</b>	when	stay	that	shout	
		pink	plot	spot	spin	
	<b>READ</b>	I will spin. I will spin on the spot. I will spin on the spot and shout. I will spin on the spot and shout when I plot. I will plot that I will spin. I will plot that I will spin until I turn pink. I will stay on that spot and plot. I will stay on that spot and plot while I spin. What do you think? Do you think I should plot? Do you think I should plot while I spin?				


	<b>WRITE</b>	<p>1. What will I do on the spot? I will _____ on the spot.</p> <p>2. What colour will I turn while I spin? I will turn _____.</p>
--	--------------	--

### WEDNESDAY ACTIVITY 2

	<b>READ</b>	Read the  and  words from Activity 1.
	<b>WRITE</b>	Write the  and  words in your dictionary. Write a <b>sentence</b> with: shark Write a <b>question</b> with: spin





### THURSDAY ACTIVITY 1

	<b>LOOK &amp; SAY</b>	panic	below	surf	shark	blood
	<b>SOUND OUT</b>	tight	press	same	turn	
		then	stay	bloom	why	





	<b>READ</b>	<p>Todd went to surf. Todd wanted to stay in the water. He did not want to turn back. A shark! There was a shark in the water! Todd began to panic. The shark bit him. The shark bit him and there was blood. He held on tight. He held on tight to his surfboard. "Why did I not go back?" Thought Todd. Just then, a dolphin appeared. The dolphin helped Todd back to the shore. He was safe!</p> <div data-bbox="753 1169 1524 1930" data-label="Image"> </div> <p>What jumped out? A cat! A cat was in the cupboard!</p>
--	-------------	---







## THURSDAY ACTIVITY 2

	<b>READ</b>	Read the  and  words from Activity 1.
	<b>WRITE</b>	<ol style="list-style-type: none"><li>Who went to surf? _____ went to surf.</li><li>What did Todd want to do? Todd wanted to _____ in the water</li><li>What was in the water with Todd? A _____ was in the water with Todd.</li><li>What did the shark do to Todd? The shark _____ Todd.</li><li>What animal came to help Todd? A _____ came to help Todd.</li></ol>







## FRIDAY ACTIVITY 1

	<b>READ</b>	Read the  and  words again.
	<b>READ</b>	Read the story from Thursday Activity 1.






## FRIDAY ACTIVITY 2

	<b>READ</b>	Read the  and  words again.
	<b>WRITE</b>	Write the sentences in your book. Fix the mistakes. <ol style="list-style-type: none"><li>todd went to surf</li><li>a shark there was a shark in the water</li><li>why did I not go back</li></ol>



## MONDAY ACTIVITY 1



	<b>LOOK &amp; SAY</b>	panic	below	surf	shark	blood
	<b>SOUND OUT</b>	fell	turn	again	stay	
		my	try	night	fight	
	<b>READ</b>	I will go. I will go on an adventure. I will go on an adventure on my bicycle. I will go on an adventure on my bicycle at night. Is it good to go on an adventure? Is it good to go on an adventure at night? No! I went on my adventure at night. I fell. I had to try to fight not to fall. It is not good to go on an adventure at night. I will not go again.				
	<b>WRITE</b>	Write the  and  words in your dictionary.				

## MONDAY ACTIVITY 2





	<b>READ</b>	Read the  and  words from Activity 1.				
	<b>READ</b>	There might be a fight. There might be a fight at night. Is it good? Is it good to fight? Is it good to fight at night? No. It is not good to fight. It is not good to fight at night. I will try my best. I will try my best not to fight. I will try my best not to fight at night.				
	<b>WRITE</b>	Write a <b>sentence</b> with: stay Write a <b>question</b> with: below				

## TUESDAY ACTIVITY 1




	<b>LOOK &amp; SAY</b>	panic	below	surf	shark	blood
	<b>SOUND OUT</b>	same	proud	name	way	
		stay	play	loud	now	


	<b>READ</b>	I will play. I will play at school. I will play at school now in a group. I will play at school now in a group and be loud. I will call your name. I will call your name to come play. I will call your name to come play now. Will you come play? Will you come play in the group at school? We are the same. We are the same when we play. We are the same when we play at school.
	<b>WRITE</b>	1. Where will I play? I will play at _____. 2. Why will I call your name? I will call your name to come _____.

## TUESDAY ACTIVITY 2







	<b>READ</b>	Read the  and  words from Activity 1.
	<b>WRITE</b>	Write a <b>sentence</b> with: panic Write a <b>question</b> with: proud

## WEDNESDAY ACTIVITY 1



	<b>LOOK &amp; SAY</b>	panic	below	surf	shark	blood
	<b>SOUND OUT</b>	when	stay	that	shout	
		pink	plot	spot	spin	
	<b>READ</b>	I will spin. I will spin on the spot. I will spin on the spot and shout. I will spin on the spot and shout when I plot. I will plot that I will spin. I will plot that I will spin until I turn pink. I will stay on that spot and plot. I will stay on that spot and plot while I spin. What do you think? Do you think I should plot? Do you think I should plot while I spin?				


	<b>WRITE</b>	<p>1. What will I do on the spot? I will _____ on the spot.</p> <p>2. What colour will I turn while I spin? I will turn _____.</p>
--	--------------	--

### WEDNESDAY ACTIVITY 2





	<b>READ</b>	Read the  and  words from Activity 1.
	<b>WRITE</b>	Write the  and  words in your dictionary. Write a <b>sentence</b> with: shark Write a <b>question</b> with: spin

### THURSDAY ACTIVITY 1





	<b>LOOK &amp; SAY</b>	panic	below	surf	shark	blood
	<b>SOUND OUT</b>	tight	press	same	turn	
		then	stay	bloom	why	

	<b>READ</b>	<p>Todd went to surf. Todd wanted to stay in the water. He did not want to turn back. A shark! There was a shark in the water! Todd began to panic. The shark bit him. The shark bit him and there was blood. He held on tight. He held on tight to his surfboard. "Why did I not go back?" Thought Todd. Just then, a dolphin appeared. The dolphin helped Todd back to the shore. He was safe!</p> <p>What jumped out? A cat! A cat was in the cupboard!</p> <div data-bbox="753 1169 1524 1930" data-label="Image"> </div>
--	-------------	---





## THURSDAY ACTIVITY 2

	<b>READ</b>	Read the  and  words from Activity 1.
	<b>WRITE</b>	<ol style="list-style-type: none"><li>Who went to surf? _____ went to surf.</li><li>What did Todd want to do? Todd wanted to _____ in the water</li><li>What was in the water with Todd? A _____ was in the water with Todd.</li><li>What did the shark do to Todd? The shark _____ Todd.</li><li>What animal came to help Todd? A _____ came to help Todd.</li></ol>







## FRIDAY ACTIVITY 1

	<b>READ</b>	Read the  and  words again.
	<b>READ</b>	Read the story from Thursday Activity 1.






## FRIDAY ACTIVITY 2

	<b>READ</b>	Read the  and  words again.
	<b>WRITE</b>	Write the sentences in your book. Fix the mistakes. <ol style="list-style-type: none"><li>todd went to surf</li><li>a shark there was a shark in the water</li><li>why did I not go back</li></ol>



## MONDAY ACTIVITY 1



	<b>LOOK &amp; SAY</b>	panic	below	surf	shark	blood
	<b>SOUND OUT</b>	fell	turn	again	stay	
		my	try	night	fight	
	<b>READ</b>	I will go. I will go on an adventure. I will go on an adventure on my bicycle. I will go on an adventure on my bicycle at night. Is it good to go on an adventure? Is it good to go on an adventure at night? No! I went on my adventure at night. I fell. I had to try to fight not to fall. It is not good to go on an adventure at night. I will not go again.				
	<b>WRITE</b>	Write the  and  words in your dictionary.				

## MONDAY ACTIVITY 2





	<b>READ</b>	Read the  and  words from Activity 1.				
	<b>READ</b>	There might be a fight. There might be a fight at night. Is it good? Is it good to fight? Is it good to fight at night? No. It is not good to fight. It is not good to fight at night. I will try my best. I will try my best not to fight. I will try my best not to fight at night.				
	<b>WRITE</b>	Write a <b>sentence</b> with: stay Write a <b>question</b> with: below				

## TUESDAY ACTIVITY 1




	<b>LOOK &amp; SAY</b>	panic	below	surf	shark	blood
	<b>SOUND OUT</b>	same	proud	name	way	
		stay	play	loud	now	

	<b>READ</b>	I will play. I will play at school. I will play at school now in a group. I will play at school now in a group and be loud. I will call your name. I will call your name to come play. I will call your name to come play now. Will you come play? Will you come play in the group at school? We are the same. We are the same when we play. We are the same when we play at school.
	<b>WRITE</b>	1. Where will I play? I will play at _____. 2. Why will I call your name? I will call your name to come _____.


## TUESDAY ACTIVITY 2

	<b>READ</b>	Read the  and  words from Activity 1.
	<b>WRITE</b>	Write a <b>sentence</b> with: panic Write a <b>question</b> with: proud







## WEDNESDAY ACTIVITY 1

	<b>LOOK &amp; SAY</b>	panic	below	surf	shark	blood
	<b>SOUND OUT</b>	when		stay	that	shout
		pink		plot	spot	spin
	<b>READ</b>	I will spin. I will spin on the spot. I will spin on the spot and shout. I will spin on the spot and shout when I plot. I will plot that I will spin. I will plot that I will spin until I turn pink. I will stay on that spot and plot. I will stay on that spot and plot while I spin. What do you think? Do you think I should plot? Do you think I should plot while I spin?				






	<b>WRITE</b>	<p>1. What will I do on the spot? I will _____ on the spot.</p> <p>2. What colour will I turn while I spin? I will turn _____.</p>
--	--------------	--

### WEDNESDAY ACTIVITY 2





	<b>READ</b>	Read the  and  words from Activity 1.
	<b>WRITE</b>	Write the  and  words in your dictionary. Write a <b>sentence</b> with: shark Write a <b>question</b> with: spin

### THURSDAY ACTIVITY 1





	<b>LOOK &amp; SAY</b>	panic	below	surf	shark	blood
	<b>SOUND OUT</b>	tight	press	same	turn	
		then	stay	bloom	why	

	<b>READ</b>	<p>Todd went to surf. Todd wanted to stay in the water. He did not want to turn back. A shark! There was a shark in the water! Todd began to panic. The shark bit him. The shark bit him and there was blood. He held on tight. He held on tight to his surfboard. "Why did I not go back?" Thought Todd. Just then, a dolphin appeared. The dolphin helped Todd back to the shore. He was safe!</p> <div data-bbox="751 1167 1522 1928" data-label="Image"> </div> <p>What jumped out? A cat! A cat was in the cupboard!</p>
--	-------------	---





## THURSDAY ACTIVITY 2

	<b>READ</b>	Read the  and  words from Activity 1.
	<b>WRITE</b>	<ol style="list-style-type: none"><li>Who went to surf? _____ went to surf.</li><li>What did Todd want to do? Todd wanted to _____ in the water</li><li>What was in the water with Todd? A _____ was in the water with Todd.</li><li>What did the shark do to Todd? The shark _____ Todd.</li><li>What animal came to help Todd? A _____ came to help Todd.</li></ol>







## FRIDAY ACTIVITY 1

	<b>READ</b>	Read the  and  words again.
	<b>READ</b>	Read the story from Thursday Activity 1.






## FRIDAY ACTIVITY 2

	<b>READ</b>	Read the  and  words again.
	<b>WRITE</b>	Write the sentences in your book. Fix the mistakes. <ol style="list-style-type: none"><li>todd went to surf</li><li>a shark there was a shark in the water</li><li>why did I not go back</li></ol>



### MONDAY ACTIVITY 1



	<b>LOOK &amp; SAY</b>	panic	below	surf	shark	blood
	<b>SOUND OUT</b>	fell	turn	again	stay	
		my	try	night	fight	
	<b>READ</b>	I will go. I will go on an adventure. I will go on an adventure on my bicycle. I will go on an adventure on my bicycle at night. Is it good to go on an adventure? Is it good to go on an adventure at night? No! I went on my adventure at night. I fell. I had to try to fight not to fall. It is not good to go on an adventure at night. I will not go again.				
	<b>WRITE</b>	Write the  and  words in your dictionary.				

### MONDAY ACTIVITY 2





	<b>READ</b>	Read the  and  words from Activity 1.				
	<b>READ</b>	There might be a fight. There might be a fight at night. Is it good? Is it good to fight? Is it good to fight at night? No. It is not good to fight. It is not good to fight at night. I will try my best. I will try my best not to fight. I will try my best not to fight at night.				
	<b>WRITE</b>	Write a <b>sentence</b> with: stay Write a <b>question</b> with: below				

### TUESDAY ACTIVITY 1




	<b>LOOK &amp; SAY</b>	panic	below	surf	shark	blood
	<b>SOUND OUT</b>	same	proud	name	way	
		stay	play	loud	now	


	<b>READ</b>	I will play. I will play at school. I will play at school now in a group. I will play at school now in a group and be loud. I will call your name. I will call your name to come play. I will call your name to come play now. Will you come play? Will you come play in the group at school? We are the same. We are the same when we play. We are the same when we play at school.
	<b>WRITE</b>	1. Where will I play? I will play at _____. 2. Why will I call your name? I will call your name to come _____.

## TUESDAY ACTIVITY 2







	<b>READ</b>	Read the  and  words from Activity 1.
	<b>WRITE</b>	Write a <b>sentence</b> with: panic Write a <b>question</b> with: proud

## WEDNESDAY ACTIVITY 1



	<b>LOOK &amp; SAY</b>	panic	below	surf	shark	blood
	<b>SOUND OUT</b>	when	stay	that	shout	
		pink	plot	spot	spin	
	<b>READ</b>	I will spin. I will spin on the spot. I will spin on the spot and shout. I will spin on the spot and shout when I plot. I will plot that I will spin. I will plot that I will spin until I turn pink. I will stay on that spot and plot. I will stay on that spot and plot while I spin. What do you think? Do you think I should plot? Do you think I should plot while I spin?				



	<b>WRITE</b>	<p>1. What will I do on the spot? I will _____ on the spot.</p> <p>2. What colour will I turn while I spin? I will turn _____.</p>
--	--------------	--

### WEDNESDAY ACTIVITY 2





	<b>READ</b>	Read the  and  words from Activity 1.
	<b>WRITE</b>	Write the  and  words in your dictionary. Write a <b>sentence</b> with: shark Write a <b>question</b> with: spin

### THURSDAY ACTIVITY 1





	<b>LOOK &amp; SAY</b>	panic	below	surf	shark	blood
	<b>SOUND OUT</b>	tight	press	same	turn	
		then	stay	bloom	why	

	<b>READ</b>	<p>Todd went to surf. Todd wanted to stay in the water. He did not want to turn back. A shark! There was a shark in the water! Todd began to panic. The shark bit him. The shark bit him and there was blood. He held on tight. He held on tight to his surfboard. "Why did I not go back?" Thought Todd. Just then, a dolphin appeared. The dolphin helped Todd back to the shore. He was safe!</p> <div data-bbox="751 1167 1524 1928" style="text-align: right;">  </div> <p>What jumped out? A cat! A cat was in the cupboard!</p>
--	-------------	--





## THURSDAY ACTIVITY 2

	<b>READ</b>	Read the  and  words from Activity 1.
	<b>WRITE</b>	<ol style="list-style-type: none"><li>Who went to surf? _____ went to surf.</li><li>What did Todd want to do? Todd wanted to _____ in the water</li><li>What was in the water with Todd? A _____ was in the water with Todd.</li><li>What did the shark do to Todd? The shark _____ Todd.</li><li>What animal came to help Todd? A _____ came to help Todd.</li></ol>







## FRIDAY ACTIVITY 1

	<b>READ</b>	Read the  and  words again.
	<b>READ</b>	Read the story from Thursday Activity 1.






## FRIDAY ACTIVITY 2

	<b>READ</b>	Read the  and  words again.
	<b>WRITE</b>	Write the sentences in your book. Fix the mistakes. <ol style="list-style-type: none"><li>todd went to surf</li><li>a shark there was a shark in the water</li><li>why did I not go back</li></ol>



### MONDAY ACTIVITY 1

	<b>LOOK &amp; SAY</b>	panic	below	surf	shark	blood
	<b>SOUND OUT</b>	fell	turn	again	stay	
		my	try	night	fight	
	<b>READ</b>	I will go. I will go on an adventure. I will go on an adventure on my bicycle. I will go on an adventure on my bicycle at night. Is it good to go on an adventure? Is it good to go on an adventure at night? No! I went on my adventure at night. I fell. I had to try to fight not to fall. It is not good to go on an adventure at night. I will not go again.				
	<b>WRITE</b>	Write the  and  words in your dictionary.				



### MONDAY ACTIVITY 2

	<b>READ</b>	Read the  and  words from Activity 1.				
	<b>READ</b>	There might be a fight. There might be a fight at night. Is it good? Is it good to fight? Is it good to fight at night? No. It is not good to fight. It is not good to fight at night. I will try my best. I will try my best not to fight. I will try my best not to fight at night.				
	<b>WRITE</b>	Write a <b>sentence</b> with: stay Write a <b>question</b> with: below				





### TUESDAY ACTIVITY 1

	<b>LOOK &amp; SAY</b>	panic	below	surf	shark	blood
	<b>SOUND OUT</b>	same	proud	name	way	
		stay	play	loud	now	







	<b>READ</b>	I will play. I will play at school. I will play at school now in a group. I will play at school now in a group and be loud. I will call your name. I will call your name to come play. I will call your name to come play now. Will you come play? Will you come play in the group at school? We are the same. We are the same when we play. We are the same when we play at school.
	<b>WRITE</b>	1. Where will I play? I will play at _____. 2. Why will I call your name? I will call your name to come _____.

## TUESDAY ACTIVITY 2







	<b>READ</b>	Read the  and  words from Activity 1.
	<b>WRITE</b>	Write a <b>sentence</b> with: panic Write a <b>question</b> with: proud

## WEDNESDAY ACTIVITY 1



	<b>LOOK &amp; SAY</b>	panic	below	surf	shark	blood
	<b>SOUND OUT</b>	when	stay	that	shout	
		pink	plot	spot	spin	
	<b>READ</b>	I will spin. I will spin on the spot. I will spin on the spot and shout. I will spin on the spot and shout when I plot. I will plot that I will spin. I will plot that I will spin until I turn pink. I will stay on that spot and plot. I will stay on that spot and plot while I spin. What do you think? Do you think I should plot? Do you think I should plot while I spin?				


	<b>WRITE</b>	<p>1. What will I do on the spot? I will _____ on the spot.</p> <p>2. What colour will I turn while I spin? I will turn _____.</p>
--	--------------	--

### WEDNESDAY ACTIVITY 2





	<b>READ</b>	Read the  and  words from Activity 1.
	<b>WRITE</b>	Write the  and  words in your dictionary. Write a <b>sentence</b> with: shark Write a <b>question</b> with: spin

### THURSDAY ACTIVITY 1





	<b>LOOK &amp; SAY</b>	panic	below	surf	shark	blood
	<b>SOUND OUT</b>	tight	press	same	turn	
		then	stay	bloom	why	

	<b>READ</b>	<p>Todd went to surf. Todd wanted to stay in the water. He did not want to turn back. A shark! There was a shark in the water! Todd began to panic. The shark bit him. The shark bit him and there was blood. He held on tight. He held on tight to his surfboard. "Why did I not go back?" Thought Todd. Just then, a dolphin appeared. The dolphin helped Todd back to the shore. He was safe!</p> <p>What jumped out? A cat! A cat was in the cupboard!</p> <div data-bbox="751 1167 1524 1933" data-label="Image"> </div>
--	-------------	---





## THURSDAY ACTIVITY 2

	<b>READ</b>	Read the  and  words from Activity 1.
	<b>WRITE</b>	<ol style="list-style-type: none"><li>Who went to surf? _____ went to surf.</li><li>What did Todd want to do? Todd wanted to _____ in the water</li><li>What was in the water with Todd? A _____ was in the water with Todd.</li><li>What did the shark do to Todd? The shark _____ Todd.</li><li>What animal came to help Todd? A _____ came to help Todd.</li></ol>







## FRIDAY ACTIVITY 1

	<b>READ</b>	Read the  and  words again.
	<b>READ</b>	Read the story from Thursday Activity 1.






## FRIDAY ACTIVITY 2

	<b>READ</b>	Read the  and  words again.
	<b>WRITE</b>	Write the sentences in your book. Fix the mistakes. <ol style="list-style-type: none"><li>todd went to surf</li><li>a shark there was a shark in the water</li><li>why did I not go back</li></ol>



## MONDAY ACTIVITY 1



	<b>LOOK &amp; SAY</b>	panic	below	surf	shark	blood
	<b>SOUND OUT</b>	fell	turn	again	stay	
		my	try	night	fight	
	<b>READ</b>	I will go. I will go on an adventure. I will go on an adventure on my bicycle. I will go on an adventure on my bicycle at night. Is it good to go on an adventure? Is it good to go on an adventure at night? No! I went on my adventure at night. I fell. I had to try to fight not to fall. It is not good to go on an adventure at night. I will not go again.				
	<b>WRITE</b>	Write the  and  words in your dictionary.				

## MONDAY ACTIVITY 2





	<b>READ</b>	Read the  and  words from Activity 1.				
	<b>READ</b>	There might be a fight. There might be a fight at night. Is it good? Is it good to fight? Is it good to fight at night? No. It is not good to fight. It is not good to fight at night. I will try my best. I will try my best not to fight. I will try my best not to fight at night.				
	<b>WRITE</b>	Write a <b>sentence</b> with: stay Write a <b>question</b> with: below				

## TUESDAY ACTIVITY 1




	<b>LOOK &amp; SAY</b>	panic	below	surf	shark	blood
	<b>SOUND OUT</b>	same	proud	name	way	
		stay	play	loud	now	


	<b>READ</b>	I will play. I will play at school. I will play at school now in a group. I will play at school now in a group and be loud. I will call your name. I will call your name to come play. I will call your name to come play now. Will you come play? Will you come play in the group at school? We are the same. We are the same when we play. We are the same when we play at school.
	<b>WRITE</b>	1. Where will I play? I will play at _____. 2. Why will I call your name? I will call your name to come _____.

## TUESDAY ACTIVITY 2







	<b>READ</b>	Read the  and  words from Activity 1.
	<b>WRITE</b>	Write a <b>sentence</b> with: panic Write a <b>question</b> with: proud

## WEDNESDAY ACTIVITY 1



	<b>LOOK &amp; SAY</b>	panic	below	surf	shark	blood
	<b>SOUND OUT</b>	when	stay	that	shout	
		pink	plot	spot	spin	
	<b>READ</b>	I will spin. I will spin on the spot. I will spin on the spot and shout. I will spin on the spot and shout when I plot. I will plot that I will spin. I will plot that I will spin until I turn pink. I will stay on that spot and plot. I will stay on that spot and plot while I spin. What do you think? Do you think I should plot? Do you think I should plot while I spin?				



	<b>WRITE</b>	<p>1. What will I do on the spot? I will _____ on the spot.</p> <p>2. What colour will I turn while I spin? I will turn _____.</p>
--	--------------	--

### WEDNESDAY ACTIVITY 2





	<b>READ</b>	Read the  and  words from Activity 1.
	<b>WRITE</b>	Write the  and  words in your dictionary. Write a <b>sentence</b> with: shark Write a <b>question</b> with: spin

### THURSDAY ACTIVITY 1





	<b>LOOK &amp; SAY</b>	panic	below	surf	shark	blood
	<b>SOUND OUT</b>	tight	press	same	turn	
		then	stay	bloom	why	

	<b>READ</b>	<p>Todd went to surf. Todd wanted to stay in the water. He did not want to turn back. A shark! There was a shark in the water! Todd began to panic. The shark bit him. The shark bit him and there was blood. He held on tight. He held on tight to his surfboard. "Why did I not go back?" Thought Todd. Just then, a dolphin appeared. The dolphin helped Todd back to the shore. He was safe!</p> <div data-bbox="753 1169 1524 1930" style="text-align: right;">  </div> <p>What jumped out? A cat! A cat was in the cupboard!</p>
--	-------------	--





## THURSDAY ACTIVITY 2

	<b>READ</b>	Read the  and  words from Activity 1.
	<b>WRITE</b>	<ol style="list-style-type: none"><li>Who went to surf? _____ went to surf.</li><li>What did Todd want to do? Todd wanted to _____ in the water</li><li>What was in the water with Todd? A _____ was in the water with Todd.</li><li>What did the shark do to Todd? The shark _____ Todd.</li><li>What animal came to help Todd? A _____ came to help Todd.</li></ol>

## FRIDAY ACTIVITY 1







	<b>READ</b>	Read the  and  words again.
	<b>READ</b>	Read the story from Thursday Activity 1.

## FRIDAY ACTIVITY 2






	<b>READ</b>	Read the  and  words again.
	<b>WRITE</b>	Write the sentences in your book. Fix the mistakes. <ol style="list-style-type: none"><li>todd went to surf</li><li>a shark there was a shark in the water</li><li>why did I not go back</li></ol>





## MONDAY ACTIVITY 1



	<b>LOOK &amp; SAY</b>	panic	below	surf	shark	blood
	<b>SOUND OUT</b>	fell	turn	again	stay	
		my	try	night	fight	
	<b>READ</b>	I will go. I will go on an adventure. I will go on an adventure on my bicycle. I will go on an adventure on my bicycle at night. Is it good to go on an adventure? Is it good to go on an adventure at night? No! I went on my adventure at night. I fell. I had to try to fight not to fall. It is not good to go on an adventure at night. I will not go again.				
	<b>WRITE</b>	Write the  and  words in your dictionary.				

## MONDAY ACTIVITY 2





	<b>READ</b>	Read the  and  words from Activity 1.				
	<b>READ</b>	There might be a fight. There might be a fight at night. Is it good? Is it good to fight? Is it good to fight at night? No. It is not good to fight. It is not good to fight at night. I will try my best. I will try my best not to fight. I will try my best not to fight at night.				
	<b>WRITE</b>	Write a <b>sentence</b> with: stay Write a <b>question</b> with: below				

## TUESDAY ACTIVITY 1




	<b>LOOK &amp; SAY</b>	panic	below	surf	shark	blood
	<b>SOUND OUT</b>	same	proud	name	way	
		stay	play	loud	now	


	<b>READ</b>	I will play. I will play at school. I will play at school now in a group. I will play at school now in a group and be loud. I will call your name. I will call your name to come play. I will call your name to come play now. Will you come play? Will you come play in the group at school? We are the same. We are the same when we play. We are the same when we play at school.
	<b>WRITE</b>	1. Where will I play? I will play at _____. 2. Why will I call your name? I will call your name to come _____.

## TUESDAY ACTIVITY 2







	<b>READ</b>	Read the  and  words from Activity 1.
	<b>WRITE</b>	Write a <b>sentence</b> with: panic Write a <b>question</b> with: proud

## WEDNESDAY ACTIVITY 1



	<b>LOOK &amp; SAY</b>	panic	below	surf	shark	blood
	<b>SOUND OUT</b>	when		stay	that	shout
		pink	plot	spot	spin	
	<b>READ</b>	I will spin. I will spin on the spot. I will spin on the spot and shout. I will spin on the spot and shout when I plot. I will plot that I will spin. I will plot that I will spin until I turn pink. I will stay on that spot and plot. I will stay on that spot and plot while I spin. What do you think? Do you think I should plot? Do you think I should plot while I spin?				


	<b>WRITE</b>	<p>1. What will I do on the spot? I will _____ on the spot.</p> <p>2. What colour will I turn while I spin? I will turn _____.</p>
--	--------------	--

### WEDNESDAY ACTIVITY 2





	<b>READ</b>	Read the  and  words from Activity 1.
	<b>WRITE</b>	Write the  and  words in your dictionary. Write a <b>sentence</b> with: shark Write a <b>question</b> with: spin

### THURSDAY ACTIVITY 1





	<b>LOOK &amp; SAY</b>	panic	below	surf	shark	blood
	<b>SOUND OUT</b>	tight	press	same	turn	
		then	stay	bloom	why	

	<b>READ</b>	<p>Todd went to surf. Todd wanted to stay in the water. He did not want to turn back. A shark! There was a shark in the water! Todd began to panic. The shark bit him. The shark bit him and there was blood. He held on tight. He held on tight to his surfboard. "Why did I not go back?" Thought Todd. Just then, a dolphin appeared. The dolphin helped Todd back to the shore. He was safe!</p> <div data-bbox="753 1169 1524 1930" data-label="Image"> </div> <p>What jumped out? A cat! A cat was in the cupboard!</p>
--	-------------	---





## THURSDAY ACTIVITY 2

	<b>READ</b>	Read the  and  words from Activity 1.
	<b>WRITE</b>	<ol style="list-style-type: none"><li>Who went to surf? _____ went to surf.</li><li>What did Todd want to do? Todd wanted to _____ in the water</li><li>What was in the water with Todd? A _____ was in the water with Todd.</li><li>What did the shark do to Todd? The shark _____ Todd.</li><li>What animal came to help Todd? A _____ came to help Todd.</li></ol>







## FRIDAY ACTIVITY 1

	<b>READ</b>	Read the  and  words again.
	<b>READ</b>	Read the story from Thursday Activity 1.






## FRIDAY ACTIVITY 2

	<b>READ</b>	Read the  and  words again.
	<b>WRITE</b>	Write the sentences in your book. Fix the mistakes. <ol style="list-style-type: none"><li>todd went to surf</li><li>a shark there was a shark in the water</li><li>why did I not go back</li></ol>



## MONDAY ACTIVITY 1



	<b>LOOK &amp; SAY</b>	panic	below	surf	shark	blood
	<b>SOUND OUT</b>	fell	turn	again	stay	
		my	try	night	fight	
	<b>READ</b>	I will go. I will go on an adventure. I will go on an adventure on my bicycle. I will go on an adventure on my bicycle at night. Is it good to go on an adventure? Is it good to go on an adventure at night? No! I went on my adventure at night. I fell. I had to try to fight not to fall. It is not good to go on an adventure at night. I will not go again.				
	<b>WRITE</b>	Write the  and  words in your dictionary.				

## MONDAY ACTIVITY 2





	<b>READ</b>	Read the  and  words from Activity 1.				
	<b>READ</b>	There might be a fight. There might be a fight at night. Is it good? Is it good to fight? Is it good to fight at night? No. It is not good to fight. It is not good to fight at night. I will try my best. I will try my best not to fight. I will try my best not to fight at night.				
	<b>WRITE</b>	Write a <b>sentence</b> with: stay Write a <b>question</b> with: below				

## TUESDAY ACTIVITY 1




	<b>LOOK &amp; SAY</b>	panic	below	surf	shark	blood
	<b>SOUND OUT</b>	same	proud	name	way	
		stay	play	loud	now	


	<b>READ</b>	I will play. I will play at school. I will play at school now in a group. I will play at school now in a group and be loud. I will call your name. I will call your name to come play. I will call your name to come play now. Will you come play? Will you come play in the group at school? We are the same. We are the same when we play. We are the same when we play at school.
	<b>WRITE</b>	1. Where will I play? I will play at _____. 2. Why will I call your name? I will call your name to come _____.

## TUESDAY ACTIVITY 2







	<b>READ</b>	Read the  and  words from Activity 1.
	<b>WRITE</b>	Write a <b>sentence</b> with: panic Write a <b>question</b> with: proud

## WEDNESDAY ACTIVITY 1



	<b>LOOK &amp; SAY</b>	panic	below	surf	shark	blood
	<b>SOUND OUT</b>	when		stay	that	shout
		pink	plot	spot	spin	
	<b>READ</b>	I will spin. I will spin on the spot. I will spin on the spot and shout. I will spin on the spot and shout when I plot. I will plot that I will spin. I will plot that I will spin until I turn pink. I will stay on that spot and plot. I will stay on that spot and plot while I spin. What do you think? Do you think I should plot? Do you think I should plot while I spin?				


	<b>WRITE</b>	<p>1. What will I do on the spot? I will _____ on the spot.</p> <p>2. What colour will I turn while I spin? I will turn _____.</p>
--	--------------	--

### WEDNESDAY ACTIVITY 2

	<b>READ</b>	Read the  and  words from Activity 1.
	<b>WRITE</b>	Write the  and  words in your dictionary. Write a <b>sentence</b> with: shark Write a <b>question</b> with: spin





### THURSDAY ACTIVITY 1

	<b>LOOK &amp; SAY</b>	panic	below	surf	shark	blood
	<b>SOUND OUT</b>	tight	press	same	turn	
		then	stay	bloom	why	





	<b>READ</b>	<p>Todd went to surf. Todd wanted to stay in the water. He did not want to turn back. A shark! There was a shark in the water! Todd began to panic. The shark bit him. The shark bit him and there was blood. He held on tight. He held on tight to his surfboard. "Why did I not go back?" Thought Todd. Just then, a dolphin appeared. The dolphin helped Todd back to the shore. He was safe!</p> <div data-bbox="753 1169 1524 1930" data-label="Image"> </div> <p>What jumped out? A cat! A cat was in the cupboard!</p>
--	-------------	---







## THURSDAY ACTIVITY 2

	<b>READ</b>	Read the  and  words from Activity 1.
	<b>WRITE</b>	<ol style="list-style-type: none"><li>Who went to surf? _____ went to surf.</li><li>What did Todd want to do? Todd wanted to _____ in the water</li><li>What was in the water with Todd? A _____ was in the water with Todd.</li><li>What did the shark do to Todd? The shark _____ Todd.</li><li>What animal came to help Todd? A _____ came to help Todd.</li></ol>







## FRIDAY ACTIVITY 1

	<b>READ</b>	Read the  and  words again.
	<b>READ</b>	Read the story from Thursday Activity 1.






## FRIDAY ACTIVITY 2

	<b>READ</b>	Read the  and  words again.
	<b>WRITE</b>	Write the sentences in your book. Fix the mistakes. <ol style="list-style-type: none"><li>todd went to surf</li><li>a shark there was a shark in the water</li><li>why did I not go back</li></ol>



## MONDAY ACTIVITY 1



	<b>LOOK &amp; SAY</b>	panic	below	surf	shark	blood
	<b>SOUND OUT</b>	fell	turn	again	stay	
		my	try	night	fight	
	<b>READ</b>	I will go. I will go on an adventure. I will go on an adventure on my bicycle. I will go on an adventure on my bicycle at night. Is it good to go on an adventure? Is it good to go on an adventure at night? No! I went on my adventure at night. I fell. I had to try to fight not to fall. It is not good to go on an adventure at night. I will not go again.				
	<b>WRITE</b>	Write the  and  words in your dictionary.				

## MONDAY ACTIVITY 2





	<b>READ</b>	Read the  and  words from Activity 1.				
	<b>READ</b>	There might be a fight. There might be a fight at night. Is it good? Is it good to fight? Is it good to fight at night? No. It is not good to fight. It is not good to fight at night. I will try my best. I will try my best not to fight. I will try my best not to fight at night.				
	<b>WRITE</b>	Write a <b>sentence</b> with: stay Write a <b>question</b> with: below				

## TUESDAY ACTIVITY 1




	<b>LOOK &amp; SAY</b>	panic	below	surf	shark	blood
	<b>SOUND OUT</b>	same	proud	name	way	
		stay	play	loud	now	


	<b>READ</b>	I will play. I will play at school. I will play at school now in a group. I will play at school now in a group and be loud. I will call your name. I will call your name to come play. I will call your name to come play now. Will you come play? Will you come play in the group at school? We are the same. We are the same when we play. We are the same when we play at school.
	<b>WRITE</b>	1. Where will I play? I will play at _____. 2. Why will I call your name? I will call your name to come _____.

## TUESDAY ACTIVITY 2







	<b>READ</b>	Read the  and  words from Activity 1.
	<b>WRITE</b>	Write a <b>sentence</b> with: panic Write a <b>question</b> with: proud

## WEDNESDAY ACTIVITY 1



	<b>LOOK &amp; SAY</b>	panic	below	surf	shark	blood
	<b>SOUND OUT</b>	when	stay	that	shout	
		pink	plot	spot	spin	
	<b>READ</b>	I will spin. I will spin on the spot. I will spin on the spot and shout. I will spin on the spot and shout when I plot. I will plot that I will spin. I will plot that I will spin until I turn pink. I will stay on that spot and plot. I will stay on that spot and plot while I spin. What do you think? Do you think I should plot? Do you think I should plot while I spin?				


	<b>WRITE</b>	<p>1. What will I do on the spot? I will _____ on the spot.</p> <p>2. What colour will I turn while I spin? I will turn _____.</p>
--	--------------	--

### WEDNESDAY ACTIVITY 2





	<b>READ</b>	Read the  and  words from Activity 1.
	<b>WRITE</b>	Write the  and  words in your dictionary. Write a <b>sentence</b> with: shark Write a <b>question</b> with: spin

### THURSDAY ACTIVITY 1





	<b>LOOK &amp; SAY</b>	panic	below	surf	shark	blood
	<b>SOUND OUT</b>	tight	press	same	turn	
		then	stay	bloom	why	

	<b>READ</b>	<p>Todd went to surf. Todd wanted to stay in the water. He did not want to turn back. A shark! There was a shark in the water! Todd began to panic. The shark bit him. The shark bit him and there was blood. He held on tight. He held on tight to his surfboard. "Why did I not go back?" Thought Todd. Just then, a dolphin appeared. The dolphin helped Todd back to the shore. He was safe!</p> <div data-bbox="751 1167 1522 1928" data-label="Image"> </div> <p>What jumped out? A cat! A cat was in the cupboard!</p>
--	-------------	---





## THURSDAY ACTIVITY 2

	<b>READ</b>	Read the  and  words from Activity 1.
	<b>WRITE</b>	<ol style="list-style-type: none"><li>1. Who went to surf? _____ went to surf.</li><li>2. What did Todd want to do? Todd wanted to _____ in the water</li><li>3. What was in the water with Todd? A _____ was in the water with Todd.</li><li>4. What did the shark do to Todd? The shark _____ Todd.</li><li>5. What animal came to help Todd? A _____ came to help Todd.</li></ol>







## FRIDAY ACTIVITY 1

	<b>READ</b>	Read the  and  words again.
	<b>READ</b>	Read the story from Thursday Activity 1.






## FRIDAY ACTIVITY 2

	<b>READ</b>	Read the  and  words again.
	<b>WRITE</b>	Write the sentences in your book. Fix the mistakes. <ol style="list-style-type: none"><li>6. todd went to surf</li><li>7. a shark there was a shark in the water</li><li>8. why did I not go back</li></ol>



## MONDAY ACTIVITY 1



	<b>LOOK &amp; SAY</b>	panic	below	surf	shark	blood
	<b>SOUND OUT</b>	fell	turn	again	stay	
		my	try	night	fight	
	<b>READ</b>	I will go. I will go on an adventure. I will go on an adventure on my bicycle. I will go on an adventure on my bicycle at night. Is it good to go on an adventure? Is it good to go on an adventure at night? No! I went on my adventure at night. I fell. I had to try to fight not to fall. It is not good to go on an adventure at night. I will not go again.				
	<b>WRITE</b>	Write the  and  words in your dictionary.				

## MONDAY ACTIVITY 2





	<b>READ</b>	Read the  and  words from Activity 1.				
	<b>READ</b>	There might be a fight. There might be a fight at night. Is it good? Is it good to fight? Is it good to fight at night? No. It is not good to fight. It is not good to fight at night. I will try my best. I will try my best not to fight. I will try my best not to fight at night.				
	<b>WRITE</b>	Write a <b>sentence</b> with: stay Write a <b>question</b> with: below				

## TUESDAY ACTIVITY 1




	<b>LOOK &amp; SAY</b>	panic	below	surf	shark	blood
	<b>SOUND OUT</b>	same	proud	name	way	
		stay	play	loud	now	

	<b>READ</b>	I will play. I will play at school. I will play at school now in a group. I will play at school now in a group and be loud. I will call your name. I will call your name to come play. I will call your name to come play now. Will you come play? Will you come play in the group at school? We are the same. We are the same when we play. We are the same when we play at school.
	<b>WRITE</b>	1. Where will I play? I will play at _____. 2. Why will I call your name? I will call your name to come _____.


## TUESDAY ACTIVITY 2

	<b>READ</b>	Read the  and  words from Activity 1.
	<b>WRITE</b>	Write a <b>sentence</b> with: panic Write a <b>question</b> with: proud







## WEDNESDAY ACTIVITY 1

	<b>LOOK &amp; SAY</b>	panic	below	surf	shark	blood
	<b>SOUND OUT</b>	when		stay	that	shout
		pink		plot	spot	spin
	<b>READ</b>	I will spin. I will spin on the spot. I will spin on the spot and shout. I will spin on the spot and shout when I plot. I will plot that I will spin. I will plot that I will spin until I turn pink. I will stay on that spot and plot. I will stay on that spot and plot while I spin. What do you think? Do you think I should plot? Do you think I should plot while I spin?				






	<b>WRITE</b>	<p>1. What will I do on the spot? I will _____ on the spot.</p> <p>2. What colour will I turn while I spin? I will turn _____.</p>
--	--------------	--

### WEDNESDAY ACTIVITY 2





	<b>READ</b>	Read the  and  words from Activity 1.
	<b>WRITE</b>	Write the  and  words in your dictionary. Write a <b>sentence</b> with: shark Write a <b>question</b> with: spin

### THURSDAY ACTIVITY 1





	<b>LOOK &amp; SAY</b>	panic	below	surf	shark	blood
	<b>SOUND OUT</b>	tight	press	same	turn	
		then	stay	bloom	why	

	<b>READ</b>	<p>Todd went to surf. Todd wanted to stay in the water. He did not want to turn back. A shark! There was a shark in the water! Todd began to panic. The shark bit him. The shark bit him and there was blood. He held on tight. He held on tight to his surfboard. "Why did I not go back?" Thought Todd. Just then, a dolphin appeared. The dolphin helped Todd back to the shore. He was safe!</p> <div data-bbox="753 1169 1524 1930" data-label="Image"> </div> <p>What jumped out? A cat! A cat was in the cupboard!</p>
--	-------------	---





## THURSDAY ACTIVITY 2

	<b>READ</b>	Read the  and  words from Activity 1.
	<b>WRITE</b>	<ol style="list-style-type: none"><li>Who went to surf? _____ went to surf.</li><li>What did Todd want to do? Todd wanted to _____ in the water</li><li>What was in the water with Todd? A _____ was in the water with Todd.</li><li>What did the shark do to Todd? The shark _____ Todd.</li><li>What animal came to help Todd? A _____ came to help Todd.</li></ol>







## FRIDAY ACTIVITY 1

	<b>READ</b>	Read the  and  words again.
	<b>READ</b>	Read the story from Thursday Activity 1.






## FRIDAY ACTIVITY 2

	<b>READ</b>	Read the  and  words again.
	<b>WRITE</b>	Write the sentences in your book. Fix the mistakes. <ol style="list-style-type: none"><li>todd went to surf</li><li>a shark there was a shark in the water</li><li>why did I not go back</li></ol>



## MONDAY ACTIVITY 1



	<b>LOOK &amp; SAY</b>	panic	below	surf	shark	blood
	<b>SOUND OUT</b>	fell	turn	again	stay	
		my	try	night	fight	
	<b>READ</b>	I will go. I will go on an adventure. I will go on an adventure on my bicycle. I will go on an adventure on my bicycle at night. Is it good to go on an adventure? Is it good to go on an adventure at night? No! I went on my adventure at night. I fell. I had to try to fight not to fall. It is not good to go on an adventure at night. I will not go again.				
	<b>WRITE</b>	Write the  and  words in your dictionary.				

## MONDAY ACTIVITY 2





	<b>READ</b>	Read the  and  words from Activity 1.				
	<b>READ</b>	There might be a fight. There might be a fight at night. Is it good? Is it good to fight? Is it good to fight at night? No. It is not good to fight. It is not good to fight at night. I will try my best. I will try my best not to fight. I will try my best not to fight at night.				
	<b>WRITE</b>	Write a <b>sentence</b> with: stay Write a <b>question</b> with: below				

## TUESDAY ACTIVITY 1





	<b>LOOK &amp; SAY</b>	panic	below	surf	shark	blood
	<b>SOUND OUT</b>	same	proud	name	way	
		stay	play	loud	now	

	<b>READ</b>	I will play. I will play at school. I will play at school now in a group. I will play at school now in a group and be loud. I will call your name. I will call your name to come play. I will call your name to come play now. Will you come play? Will you come play in the group at school? We are the same. We are the same when we play. We are the same when we play at school.
	<b>WRITE</b>	<ol style="list-style-type: none"> <li>Where will I play? I will play at _____.</li> <li>Why will I call your name? I will call your name to come _____.</li> </ol>







## TUESDAY ACTIVITY 2

	<b>READ</b>	Read the  and  words from Activity 1.
	<b>WRITE</b>	Write a <b>sentence</b> with: panic Write a <b>question</b> with: proud




## WEDNESDAY ACTIVITY 1

	<b>LOOK &amp; SAY</b>	panic	below	surf	shark	blood
	<b>SOUND OUT</b>	when	stay	that	shout	
		pink	plot	spot	spin	
	<b>READ</b>	I will spin. I will spin on the spot. I will spin on the spot and shout. I will spin on the spot and shout when I plot. I will plot that I will spin. I will plot that I will spin until I turn pink. I will stay on that spot and plot. I will stay on that spot and plot while I spin. What do you think? Do you think I should plot? Do you think I should plot while I spin?				
	<b>WRITE</b>	<ol style="list-style-type: none"> <li>What will I do on the spot? I will _____ on the spot.</li> <li>What colour will I turn while I spin? I will turn _____.</li> </ol>				

## WEDNESDAY ACTIVITY 2





	<b>READ</b>	Read the  and  words from Activity 1.
	<b>WRITE</b>	Write the  and  words in your dictionary. Write a <b>sentence</b> with: shark Write a <b>question</b> with: spin

## THURSDAY ACTIVITY 1





	<b>LOOK &amp; SAY</b>	panic	below	surf	shark	blood
	<b>SOUND OUT</b>	tight	press	same	turn	
		then	stay	bloom	why	
	<b>READ</b>	<p>Todd went to surf. Todd wanted to stay in the water. He did not want to turn back. A shark! There was a shark in the water! Todd began to panic. The shark bit him. The shark bit him and there was blood. He held on tight. He held on tight to his surfboard. "Why did I not go back?" Thought Todd. Just then, a dolphin appeared. The dolphin helped Todd back to the shore. He was safe!she looked in the cupboard. What jumped out? A cat! A cat was in the cupboard!</p>				







## THURSDAY ACTIVITY 2

	<b>READ</b>	Read the  and  words from Activity 1.
	<b>WRITE</b>	<ol style="list-style-type: none"><li>Who went to surf? _____ went to surf.</li><li>What did Todd want to do? Todd wanted to _____ in the water</li><li>What was in the water with Todd? A _____ was in the water with Todd.</li><li>What did the shark do to Todd? The shark _____ Todd.</li><li>What animal came to help Todd? A _____ came to help Todd.</li></ol>







## FRIDAY ACTIVITY 1

	<b>READ</b>	Read the  and  words again.
	<b>READ</b>	Read the story from Thursday Activity 1.






## FRIDAY ACTIVITY 2

	<b>READ</b>	Read the  and  words again.
	<b>WRITE</b>	Write the sentences in your book. Fix the mistakes. <ol style="list-style-type: none"><li>todd went to surf</li><li>a shark there was a shark in the water</li><li>why did I not go back</li></ol>



### MONDAY ACTIVITY 1

	<b>LOOK &amp; SAY</b>	panic	below	surf	shark	blood
	<b>SOUND OUT</b>	fell	turn	again	stay	
		my	try	night	fight	
	<b>READ</b>	I will go. I will go on an adventure. I will go on an adventure on my bicycle. I will go on an adventure on my bicycle at night. Is it good to go on an adventure? Is it good to go on an adventure at night? No! I went on my adventure at night. I fell. I had to try to fight not to fall. It is not good to go on an adventure at night. I will not go again.				
	<b>WRITE</b>	Write the  and  words in your dictionary.				



### MONDAY ACTIVITY 2

	<b>READ</b>	Read the  and  words from Activity 1.				
	<b>READ</b>	There might be a fight. There might be a fight at night. Is it good? Is it good to fight? Is it good to fight at night? No. It is not good to fight. It is not good to fight at night. I will try my best. I will try my best not to fight. I will try my best not to fight at night.				
	<b>WRITE</b>	Write a <b>sentence</b> with: stay Write a <b>question</b> with: below				





### TUESDAY ACTIVITY 1

	<b>LOOK &amp; SAY</b>	panic	below	surf	shark	blood
	<b>SOUND OUT</b>	same	proud	name	way	
		stay	play	loud	now	







	<b>READ</b>	I will play. I will play at school. I will play at school now in a group. I will play at school now in a group and be loud. I will call your name. I will call your name to come play. I will call your name to come play now. Will you come play? Will you come play in the group at school? We are the same. We are the same when we play. We are the same when we play at school.
	<b>WRITE</b>	<ol style="list-style-type: none"> <li>Where will I play? I will play at _____.</li> <li>Why will I call your name? I will call your name to come _____.</li> </ol>







## TUESDAY ACTIVITY 2

	<b>READ</b>	Read the  and  words from Activity 1.
	<b>WRITE</b>	Write a sentence with: panic Write a question with: proud



## WEDNESDAY ACTIVITY 1


	<b>LOOK &amp; SAY</b>	panic	below	surf	shark	blood
	<b>SOUND OUT</b>	when	stay	that	shout	
	<b>READ</b>	I will spin. I will spin on the spot. I will spin on the spot and shout. I will spin on the spot and shout when I plot. I will plot that I will spin. I will plot that I will spin until I turn pink. I will stay on that spot and plot. I will stay on that spot and plot while I spin. What do you think? Do you think I should plot? Do you think I should plot while I spin?				
	<b>WRITE</b>	<ol style="list-style-type: none"> <li>What will I do on the spot? I will _____ on the spot.</li> <li>What colour will I turn while I spin? I will turn _____.</li> </ol>				

## WEDNESDAY ACTIVITY 2

	<b>READ</b>	Read the  and  words from Activity 1.
	<b>WRITE</b>	Write the  and  words in your dictionary. Write a <b>sentence</b> with: shark Write a <b>question</b> with: spin





## THURSDAY ACTIVITY 1

	<b>LOOK &amp; SAY</b>	panic	below	surf	shark	blood
	<b>SOUND OUT</b>	tight	press	same	turn	
		then	stay	bloom	why	





	<b>READ</b>	<p>Todd went to surf. Todd wanted to stay in the water. He did not want to turn back. A shark! There was a shark in the water! Todd began to panic. The shark bit him. The shark bit him and there was blood. He held on tight. He held on tight to his surfboard. "Why did I not go back?" Thought Todd. Just then, a dolphin appeared. The dolphin helped Todd back to the shore. He was safe!she looked in the cupboard. What jumped out? A cat! A cat was in the cupboard!</p>
--	-------------	--







## THURSDAY ACTIVITY 2

	<b>READ</b>	Read the  and  words from Activity 1.
	<b>WRITE</b>	<ol style="list-style-type: none"><li>Who went to surf? _____ went to surf.</li><li>What did Todd want to do? Todd wanted to _____ in the water</li><li>What was in the water with Todd? A _____ was in the water with Todd.</li><li>What did the shark do to Todd? The shark _____ Todd.</li><li>What animal came to help Todd? A _____ came to help Todd.</li></ol>







## FRIDAY ACTIVITY 1

	<b>READ</b>	Read the  and  words again.
	<b>READ</b>	Read the story from Thursday Activity 1.






## FRIDAY ACTIVITY 2

	<b>READ</b>	Read the  and  words again.
	<b>WRITE</b>	Write the sentences in your book. Fix the mistakes. <ol style="list-style-type: none"><li>todd went to surf</li><li>a shark there was a shark in the water</li><li>why did I not go back</li></ol>



### MONDAY ACTIVITY 1



	<b>LOOK &amp; SAY</b>	panic	below	surf	shark	blood
	<b>SOUND OUT</b>	fell	turn	again	stay	
		my	try	night	fight	
	<b>READ</b>	I will go. I will go on an adventure. I will go on an adventure on my bicycle. I will go on an adventure on my bicycle at night. Is it good to go on an adventure? Is it good to go on an adventure at night? No! I went on my adventure at night. I fell. I had to try to fight not to fall. It is not good to go on an adventure at night. I will not go again.				
	<b>WRITE</b>	Write the  and  words in your dictionary.				

### MONDAY ACTIVITY 2





	<b>READ</b>	Read the  and  words from Activity 1.				
	<b>READ</b>	There might be a fight. There might be a fight at night. Is it good? Is it good to fight? Is it good to fight at night? No. It is not good to fight. It is not good to fight at night. I will try my best. I will try my best not to fight. I will try my best not to fight at night.				
	<b>WRITE</b>	Write a <b>sentence</b> with: stay Write a <b>question</b> with: below				

### TUESDAY ACTIVITY 1





	<b>LOOK &amp; SAY</b>	panic	below	surf	shark	blood
	<b>SOUND OUT</b>	same	proud	name	way	
		stay	play	loud	now	

	<b>READ</b>	I will play. I will play at school. I will play at school now in a group. I will play at school now in a group and be loud. I will call your name. I will call your name to come play. I will call your name to come play now. Will you come play? Will you come play in the group at school? We are the same. We are the same when we play. We are the same when we play at school.
	<b>WRITE</b>	<ol style="list-style-type: none"> <li>Where will I play? I will play at _____.</li> <li>Why will I call your name? I will call your name to come _____.</li> </ol>







## TUESDAY ACTIVITY 2

	<b>READ</b>	Read the  and  words from Activity 1.
	<b>WRITE</b>	Write a <b>sentence</b> with: panic Write a <b>question</b> with: proud




## WEDNESDAY ACTIVITY 1

	<b>LOOK &amp; SAY</b>	panic	below	surf	shark	blood
	<b>SOUND OUT</b>	when	stay	that	shout	
		pink	plot	spot	spin	
	<b>READ</b>	I will spin. I will spin on the spot. I will spin on the spot and shout. I will spin on the spot and shout when I plot. I will plot that I will spin. I will plot that I will spin until I turn pink. I will stay on that spot and plot. I will stay on that spot and plot while I spin. What do you think? Do you think I should plot? Do you think I should plot while I spin?				
	<b>WRITE</b>	<ol style="list-style-type: none"> <li>What will I do on the spot? I will _____ on the spot.</li> <li>What colour will I turn while I spin? I will turn _____.</li> </ol>				

## WEDNESDAY ACTIVITY 2





	<b>READ</b>	Read the  and  words from Activity 1.
	<b>WRITE</b>	Write the  and  words in your dictionary. Write a <b>sentence</b> with: shark Write a <b>question</b> with: spin

## THURSDAY ACTIVITY 1





	<b>LOOK &amp; SAY</b>	panic	below	surf	shark	blood
	<b>SOUND OUT</b>	tight	press	same	turn	
		then	stay	bloom	why	
	<b>READ</b>	<p>Todd went to surf. Todd wanted to stay in the water. He did not want to turn back. A shark! There was a shark in the water! Todd began to panic. The shark bit him. The shark bit him and there was blood. He held on tight. He held on tight to his surfboard. "Why did I not go back?" Thought Todd. Just then, a dolphin appeared. The dolphin helped Todd back to the shore. He was safe!she looked in the cupboard. What jumped out? A cat! A cat was in the cupboard!</p>				







## THURSDAY ACTIVITY 2

	<b>READ</b>	Read the  and  words from Activity 1.
	<b>WRITE</b>	<ol style="list-style-type: none"><li>Who went to surf? _____ went to surf.</li><li>What did Todd want to do? Todd wanted to _____ in the water</li><li>What was in the water with Todd? A _____ was in the water with Todd.</li><li>What did the shark do to Todd? The shark _____ Todd.</li><li>What animal came to help Todd? A _____ came to help Todd.</li></ol>

## FRIDAY ACTIVITY 1







	<b>READ</b>	Read the  and  words again.
	<b>READ</b>	Read the story from Thursday Activity 1.

## FRIDAY ACTIVITY 2






	<b>READ</b>	Read the  and  words again.
	<b>WRITE</b>	Write the sentences in your book. Fix the mistakes. <ol style="list-style-type: none"><li>todd went to surf</li><li>a shark there was a shark in the water</li><li>why did I not go back</li></ol>





### MONDAY ACTIVITY 1



	<b>LOOK &amp; SAY</b>	panic	below	surf	shark	blood
	<b>SOUND OUT</b>	fell	turn	again	stay	
		my	try	night	fight	
	<b>READ</b>	I will go. I will go on an adventure. I will go on an adventure on my bicycle. I will go on an adventure on my bicycle at night. Is it good to go on an adventure? Is it good to go on an adventure at night? No! I went on my adventure at night. I fell. I had to try to fight not to fall. It is not good to go on an adventure at night. I will not go again.				
	<b>WRITE</b>	Write the  and  words in your dictionary.				

### MONDAY ACTIVITY 2





	<b>READ</b>	Read the  and  words from Activity 1.				
	<b>READ</b>	There might be a fight. There might be a fight at night. Is it good? Is it good to fight? Is it good to fight at night? No. It is not good to fight. It is not good to fight at night. I will try my best. I will try my best not to fight. I will try my best not to fight at night.				
	<b>WRITE</b>	Write a <b>sentence</b> with: stay Write a <b>question</b> with: below				

### TUESDAY ACTIVITY 1





	<b>LOOK &amp; SAY</b>	panic	below	surf	shark	blood
	<b>SOUND OUT</b>	same	proud	name	way	
		stay	play	loud	now	

	<b>READ</b>	I will play. I will play at school. I will play at school now in a group. I will play at school now in a group and be loud. I will call your name. I will call your name to come play. I will call your name to come play now. Will you come play? Will you come play in the group at school? We are the same. We are the same when we play. We are the same when we play at school.
	<b>WRITE</b>	<ol style="list-style-type: none"> <li>Where will I play? I will play at _____.</li> <li>Why will I call your name? I will call your name to come _____.</li> </ol>







## TUESDAY ACTIVITY 2

	<b>READ</b>	Read the  and  words from Activity 1.
	<b>WRITE</b>	Write a <b>sentence</b> with: panic Write a <b>question</b> with: proud



## WEDNESDAY ACTIVITY 1


	<b>LOOK &amp; SAY</b>	panic	below	surf	shark	blood
	<b>SOUND OUT</b>	when	stay	that	shout	
		pink	plot	spot	spin	
	<b>READ</b>	I will spin. I will spin on the spot. I will spin on the spot and shout. I will spin on the spot and shout when I plot. I will plot that I will spin. I will plot that I will spin until I turn pink. I will stay on that spot and plot. I will stay on that spot and plot while I spin. What do you think? Do you think I should plot? Do you think I should plot while I spin?				
	<b>WRITE</b>	<ol style="list-style-type: none"> <li>What will I do on the spot? I will _____ on the spot.</li> <li>What colour will I turn while I spin? I will turn _____.</li> </ol>				

## WEDNESDAY ACTIVITY 2

	<b>READ</b>	Read the  and  words from Activity 1.
	<b>WRITE</b>	Write the  and  words in your dictionary. Write a <b>sentence</b> with: shark Write a <b>question</b> with: spin





## THURSDAY ACTIVITY 1

	<b>LOOK &amp; SAY</b>	panic	below	surf	shark	blood
	<b>SOUND OUT</b>	tight	press	same	turn	
		then	stay	bloom	why	





	<b>READ</b>	<p>Todd went to surf. Todd wanted to stay in the water. He did not want to turn back. A shark! There was a shark in the water! Todd began to panic. The shark bit him. The shark bit him and there was blood. He held on tight. He held on tight to his surfboard. "Why did I not go back?" Thought Todd. Just then, a dolphin appeared. The dolphin helped Todd back to the shore. He was safe!she looked in the cupboard. What jumped out? A cat! A cat was in the cupboard!</p>
--	-------------	--







## THURSDAY ACTIVITY 2

	<b>READ</b>	Read the  and  words from Activity 1.
	<b>WRITE</b>	<ol style="list-style-type: none"><li>Who went to surf? _____ went to surf.</li><li>What did Todd want to do? Todd wanted to _____ in the water</li><li>What was in the water with Todd? A _____ was in the water with Todd.</li><li>What did the shark do to Todd? The shark _____ Todd.</li><li>What animal came to help Todd? A _____ came to help Todd.</li></ol>







## FRIDAY ACTIVITY 1

	<b>READ</b>	Read the  and  words again.
	<b>READ</b>	Read the story from Thursday Activity 1.






## FRIDAY ACTIVITY 2

	<b>READ</b>	Read the  and  words again.
	<b>WRITE</b>	Write the sentences in your book. Fix the mistakes. <ol style="list-style-type: none"><li>todd went to surf</li><li>a shark there was a shark in the water</li><li>why did I not go back</li></ol>



## MONDAY ACTIVITY 1



	<b>LOOK &amp; SAY</b>	panic	below	surf	shark	blood
	<b>SOUND OUT</b>	fell	turn	again	stay	
		my	try	night	fight	
	<b>READ</b>	I will go. I will go on an adventure. I will go on an adventure on my bicycle. I will go on an adventure on my bicycle at night. Is it good to go on an adventure? Is it good to go on an adventure at night? No! I went on my adventure at night. I fell. I had to try to fight not to fall. It is not good to go on an adventure at night. I will not go again.				
	<b>WRITE</b>	Write the  and  words in your dictionary.				

## MONDAY ACTIVITY 2





	<b>READ</b>	Read the  and  words from Activity 1.				
	<b>READ</b>	There might be a fight. There might be a fight at night. Is it good? Is it good to fight? Is it good to fight at night? No. It is not good to fight. It is not good to fight at night. I will try my best. I will try my best not to fight. I will try my best not to fight at night.				
	<b>WRITE</b>	Write a <b>sentence</b> with: stay Write a <b>question</b> with: below				

## TUESDAY ACTIVITY 1





	<b>LOOK &amp; SAY</b>	panic	below	surf	shark	blood
	<b>SOUND OUT</b>	same	proud	name	way	
		stay	play	loud	now	

	<b>READ</b>	I will play. I will play at school. I will play at school now in a group. I will play at school now in a group and be loud. I will call your name. I will call your name to come play. I will call your name to come play now. Will you come play? Will you come play in the group at school? We are the same. We are the same when we play. We are the same when we play at school.
	<b>WRITE</b>	<ol style="list-style-type: none"> <li>Where will I play? I will play at _____.</li> <li>Why will I call your name? I will call your name to come _____.</li> </ol>







## TUESDAY ACTIVITY 2

	<b>READ</b>	Read the  and  words from Activity 1.
	<b>WRITE</b>	Write a <b>sentence</b> with: panic Write a <b>question</b> with: proud




## WEDNESDAY ACTIVITY 1

	<b>LOOK &amp; SAY</b>	panic	below	surf	shark	blood
	<b>SOUND OUT</b>	when	stay	that	shout	
		pink	plot	spot	spin	
	<b>READ</b>	I will spin. I will spin on the spot. I will spin on the spot and shout. I will spin on the spot and shout when I plot. I will plot that I will spin. I will plot that I will spin until I turn pink. I will stay on that spot and plot. I will stay on that spot and plot while I spin. What do you think? Do you think I should plot? Do you think I should plot while I spin?				
	<b>WRITE</b>	<ol style="list-style-type: none"> <li>What will I do on the spot? I will _____ on the spot.</li> <li>What colour will I turn while I spin? I will turn _____.</li> </ol>				

## WEDNESDAY ACTIVITY 2

	<b>READ</b>	Read the  and  words from Activity 1.
	<b>WRITE</b>	Write the  and  words in your dictionary. Write a <b>sentence</b> with: shark Write a <b>question</b> with: spin





## THURSDAY ACTIVITY 1

	<b>LOOK &amp; SAY</b>	panic	below	surf	shark	blood
	<b>SOUND OUT</b>	tight	press	same	turn	
	<b>READ</b>	<p>Todd went to surf. Todd wanted to stay in the water. He did not want to turn back. A shark! There was a shark in the water! Todd began to panic. The shark bit him. The shark bit him and there was blood. He held on tight. He held on tight to his surfboard. "Why did I not go back?" Thought Todd. Just then, a dolphin appeared. The dolphin helped Todd back to the shore. He was safe!she looked in the cupboard. What jumped out? A cat! A cat was in the cupboard!</p>				













## THURSDAY ACTIVITY 2

	<b>READ</b>	Read the  and  words from Activity 1.
	<b>WRITE</b>	<ol style="list-style-type: none"><li>Who went to surf? _____ went to surf.</li><li>What did Todd want to do? Todd wanted to _____ in the water</li><li>What was in the water with Todd? A _____ was in the water with Todd.</li><li>What did the shark do to Todd? The shark _____ Todd.</li><li>What animal came to help Todd? A _____ came to help Todd.</li></ol>







## FRIDAY ACTIVITY 1

	<b>READ</b>	Read the  and  words again.
	<b>READ</b>	Read the story from Thursday Activity 1.






## FRIDAY ACTIVITY 2

	<b>READ</b>	Read the  and  words again.
	<b>WRITE</b>	Write the sentences in your book. Fix the mistakes. <ol style="list-style-type: none"><li>todd went to surf</li><li>a shark there was a shark in the water</li><li>why did I not go back</li></ol>



### MONDAY ACTIVITY 1



	<b>LOOK &amp; SAY</b>	panic	below	surf	shark	blood
	<b>SOUND OUT</b>	fell	turn	again	stay	
		my	try	night	fight	
	<b>READ</b>	I will go. I will go on an adventure. I will go on an adventure on my bicycle. I will go on an adventure on my bicycle at night. Is it good to go on an adventure? Is it good to go on an adventure at night? No! I went on my adventure at night. I fell. I had to try to fight not to fall. It is not good to go on an adventure at night. I will not go again.				
	<b>WRITE</b>	Write the  and  words in your dictionary.				

### MONDAY ACTIVITY 2





	<b>READ</b>	Read the  and  words from Activity 1.				
	<b>READ</b>	There might be a fight. There might be a fight at night. Is it good? Is it good to fight? Is it good to fight at night? No. It is not good to fight. It is not good to fight at night. I will try my best. I will try my best not to fight. I will try my best not to fight at night.				
	<b>WRITE</b>	Write a <b>sentence</b> with: stay Write a <b>question</b> with: below				

### TUESDAY ACTIVITY 1





	<b>LOOK &amp; SAY</b>	panic	below	surf	shark	blood
	<b>SOUND OUT</b>	same	proud	name	way	
		stay	play	loud	now	

	<b>READ</b>	I will play. I will play at school. I will play at school now in a group. I will play at school now in a group and be loud. I will call your name. I will call your name to come play. I will call your name to come play now. Will you come play? Will you come play in the group at school? We are the same. We are the same when we play. We are the same when we play at school.
	<b>WRITE</b>	<ol style="list-style-type: none"> <li>Where will I play? I will play at _____.</li> <li>Why will I call your name? I will call your name to come _____.</li> </ol>







## TUESDAY ACTIVITY 2

	<b>READ</b>	Read the  and  words from Activity 1.
	<b>WRITE</b>	Write a sentence with: panic Write a question with: proud




## WEDNESDAY ACTIVITY 1

	<b>LOOK &amp; SAY</b>	panic	below	surf	shark	blood
	<b>SOUND OUT</b>	when	stay	that	shout	
		pink	plot	spot	spin	
	<b>READ</b>	I will spin. I will spin on the spot. I will spin on the spot and shout. I will spin on the spot and shout when I plot. I will plot that I will spin. I will plot that I will spin until I turn pink. I will stay on that spot and plot. I will stay on that spot and plot while I spin. What do you think? Do you think I should plot? Do you think I should plot while I spin?				
	<b>WRITE</b>	<ol style="list-style-type: none"> <li>What will I do on the spot? I will _____ on the spot.</li> <li>What colour will I turn while I spin? I will turn _____.</li> </ol>				

## WEDNESDAY ACTIVITY 2





	<b>READ</b>	Read the  and  words from Activity 1.
	<b>WRITE</b>	Write the  and  words in your dictionary. Write a <b>sentence</b> with: shark Write a <b>question</b> with: spin

## THURSDAY ACTIVITY 1





	<b>LOOK &amp; SAY</b>	panic	below	surf	shark	blood
	<b>SOUND OUT</b>	tight	press	same	turn	
		then	stay	bloom	why	
	<b>READ</b>	<p>Todd went to surf. Todd wanted to stay in the water. He did not want to turn back. A shark! There was a shark in the water! Todd began to panic. The shark bit him. The shark bit him and there was blood. He held on tight. He held on tight to his surfboard. "Why did I not go back?" Thought Todd. Just then, a dolphin appeared. The dolphin helped Todd back to the shore. He was safe!she looked in the cupboard. What jumped out? A cat! A cat was in the cupboard!</p>				







## THURSDAY ACTIVITY 2

	<b>READ</b>	Read the  and  words from Activity 1.
	<b>WRITE</b>	<ol style="list-style-type: none"><li>Who went to surf? _____ went to surf.</li><li>What did Todd want to do? Todd wanted to _____ in the water</li><li>What was in the water with Todd? A _____ was in the water with Todd.</li><li>What did the shark do to Todd? The shark _____ Todd.</li><li>What animal came to help Todd? A _____ came to help Todd.</li></ol>







## FRIDAY ACTIVITY 1

	<b>READ</b>	Read the  and  words again.
	<b>READ</b>	Read the story from Thursday Activity 1.






## FRIDAY ACTIVITY 2

	<b>READ</b>	Read the  and  words again.
	<b>WRITE</b>	Write the sentences in your book. Fix the mistakes. <ol style="list-style-type: none"><li>todd went to surf</li><li>a shark there was a shark in the water</li><li>why did I not go back</li></ol>



## MONDAY ACTIVITY 1



	<b>LOOK &amp; SAY</b>	panic	below	surf	shark	blood
	<b>SOUND OUT</b>	fell	turn	again	stay	
		my	try	night	fight	
	<b>READ</b>	I will go. I will go on an adventure. I will go on an adventure on my bicycle. I will go on an adventure on my bicycle at night. Is it good to go on an adventure? Is it good to go on an adventure at night? No! I went on my adventure at night. I fell. I had to try to fight not to fall. It is not good to go on an adventure at night. I will not go again.				
	<b>WRITE</b>	Write the  and  words in your dictionary.				

## MONDAY ACTIVITY 2





	<b>READ</b>	Read the  and  words from Activity 1.				
	<b>READ</b>	There might be a fight. There might be a fight at night. Is it good? Is it good to fight? Is it good to fight at night? No. It is not good to fight. It is not good to fight at night. I will try my best. I will try my best not to fight. I will try my best not to fight at night.				
	<b>WRITE</b>	Write a <b>sentence</b> with: stay Write a <b>question</b> with: below				

## TUESDAY ACTIVITY 1





	<b>LOOK &amp; SAY</b>	panic	below	surf	shark	blood
	<b>SOUND OUT</b>	same	proud	name	way	
		stay	play	loud	now	

	<b>READ</b>	I will play. I will play at school. I will play at school now in a group. I will play at school now in a group and be loud. I will call your name. I will call your name to come play. I will call your name to come play now. Will you come play? Will you come play in the group at school? We are the same. We are the same when we play. We are the same when we play at school.
	<b>WRITE</b>	<ol style="list-style-type: none"> <li>Where will I play? I will play at _____.</li> <li>Why will I call your name? I will call your name to come _____.</li> </ol>

## TUESDAY ACTIVITY 2







	<b>READ</b>	Read the  and  words from Activity 1.
	<b>WRITE</b>	Write a <b>sentence</b> with: panic Write a <b>question</b> with: proud

## WEDNESDAY ACTIVITY 1




	<b>LOOK &amp; SAY</b>	panic	below	surf	shark	blood
	<b>SOUND OUT</b>	when	stay	that	shout	
		pink	plot	spot	spin	
	<b>READ</b>	I will spin. I will spin on the spot. I will spin on the spot and shout. I will spin on the spot and shout when I plot. I will plot that I will spin. I will plot that I will spin until I turn pink. I will stay on that spot and plot. I will stay on that spot and plot while I spin. What do you think? Do you think I should plot? Do you think I should plot while I spin?				
	<b>WRITE</b>	<ol style="list-style-type: none"> <li>What will I do on the spot? I will _____ on the spot.</li> <li>What colour will I turn while I spin? I will turn _____.</li> </ol>				



## WEDNESDAY ACTIVITY 2





	<b>READ</b>	Read the  and  words from Activity 1.
	<b>WRITE</b>	Write the  and  words in your dictionary. Write a <b>sentence</b> with: shark Write a <b>question</b> with: spin

## THURSDAY ACTIVITY 1





	<b>LOOK &amp; SAY</b>	panic	below	surf	shark	blood
	<b>SOUND OUT</b>	tight	press	same	turn	
	<b>READ</b>	<p>Todd went to surf. Todd wanted to stay in the water. He did not want to turn back. A shark! There was a shark in the water! Todd began to panic. The shark bit him. The shark bit him and there was blood. He held on tight. He held on tight to his surfboard. "Why did I not go back?" Thought Todd. Just then, a dolphin appeared. The dolphin helped Todd back to the shore. He was safe!she looked in the cupboard. What jumped out? A cat! A cat was in the cupboard!</p>				







## THURSDAY ACTIVITY 2

	<b>READ</b>	Read the  and  words from Activity 1.
	<b>WRITE</b>	<ol style="list-style-type: none"><li>Who went to surf? _____ went to surf.</li><li>What did Todd want to do? Todd wanted to _____ in the water</li><li>What was in the water with Todd? A _____ was in the water with Todd.</li><li>What did the shark do to Todd? The shark _____ Todd.</li><li>What animal came to help Todd? A _____ came to help Todd.</li></ol>







## FRIDAY ACTIVITY 1

	<b>READ</b>	Read the  and  words again.
	<b>READ</b>	Read the story from Thursday Activity 1.






## FRIDAY ACTIVITY 2

	<b>READ</b>	Read the  and  words again.
	<b>WRITE</b>	Write the sentences in your book. Fix the mistakes. <ol style="list-style-type: none"><li>todd went to surf</li><li>a shark there was a shark in the water</li><li>why did I not go back</li></ol>



### MONDAY ACTIVITY 1



	<b>LOOK &amp; SAY</b>	panic	below	surf	shark	blood
	<b>SOUND OUT</b>	fell	turn	again	stay	
		my	try	night	fight	
	<b>READ</b>	I will go. I will go on an adventure. I will go on an adventure on my bicycle. I will go on an adventure on my bicycle at night. Is it good to go on an adventure? Is it good to go on an adventure at night? No! I went on my adventure at night. I fell. I had to try to fight not to fall. It is not good to go on an adventure at night. I will not go again.				
	<b>WRITE</b>	Write the  and  words in your dictionary.				

### MONDAY ACTIVITY 2





	<b>READ</b>	Read the  and  words from Activity 1.				
	<b>READ</b>	There might be a fight. There might be a fight at night. Is it good? Is it good to fight? Is it good to fight at night? No. It is not good to fight. It is not good to fight at night. I will try my best. I will try my best not to fight. I will try my best not to fight at night.				
	<b>WRITE</b>	Write a <b>sentence</b> with: stay Write a <b>question</b> with: below				

### TUESDAY ACTIVITY 1





	<b>LOOK &amp; SAY</b>	panic	below	surf	shark	blood
	<b>SOUND OUT</b>	same	proud	name	way	
		stay	play	loud	now	

	<b>READ</b>	I will play. I will play at school. I will play at school now in a group. I will play at school now in a group and be loud. I will call your name. I will call your name to come play. I will call your name to come play now. Will you come play? Will you come play in the group at school? We are the same. We are the same when we play. We are the same when we play at school.
	<b>WRITE</b>	<ol style="list-style-type: none"> <li>Where will I play? I will play at _____.</li> <li>Why will I call your name? I will call your name to come _____.</li> </ol>







## TUESDAY ACTIVITY 2

	<b>READ</b>	Read the  and  words from Activity 1.
	<b>WRITE</b>	Write a sentence with: panic Write a question with: proud



## WEDNESDAY ACTIVITY 1


	<b>LOOK &amp; SAY</b>	panic	below	surf	shark	blood
	<b>SOUND OUT</b>	when	stay	that	shout	
		pink	plot	spot	spin	
	<b>READ</b>	I will spin. I will spin on the spot. I will spin on the spot and shout. I will spin on the spot and shout when I plot. I will plot that I will spin. I will plot that I will spin until I turn pink. I will stay on that spot and plot. I will stay on that spot and plot while I spin. What do you think? Do you think I should plot? Do you think I should plot while I spin?				
	<b>WRITE</b>	<ol style="list-style-type: none"> <li>What will I do on the spot? I will _____ on the spot.</li> <li>What colour will I turn while I spin? I will turn _____.</li> </ol>				

## WEDNESDAY ACTIVITY 2

	<b>READ</b>	Read the  and  words from Activity 1.
	<b>WRITE</b>	Write the  and  words in your dictionary. Write a <b>sentence</b> with: shark Write a <b>question</b> with: spin





## THURSDAY ACTIVITY 1

	<b>LOOK &amp; SAY</b>	panic	below	surf	shark	blood
	<b>SOUND OUT</b>	tight	press	same	turn	
		then	stay	bloom	why	





	<b>READ</b>	<p>Todd went to surf. Todd wanted to stay in the water. He did not want to turn back. A shark! There was a shark in the water! Todd began to panic. The shark bit him. The shark bit him and there was blood. He held on tight. He held on tight to his surfboard. "Why did I not go back?" Thought Todd. Just then, a dolphin appeared. The dolphin helped Todd back to the shore. He was safe!she looked in the cupboard. What jumped out? A cat! A cat was in the cupboard!</p>
--	-------------	--







## THURSDAY ACTIVITY 2

	<b>READ</b>	Read the  and  words from Activity 1.
	<b>WRITE</b>	<ol style="list-style-type: none"><li>Who went to surf? _____ went to surf.</li><li>What did Todd want to do? Todd wanted to _____ in the water</li><li>What was in the water with Todd? A _____ was in the water with Todd.</li><li>What did the shark do to Todd? The shark _____ Todd.</li><li>What animal came to help Todd? A _____ came to help Todd.</li></ol>







## FRIDAY ACTIVITY 1

	<b>READ</b>	Read the  and  words again.
	<b>READ</b>	Read the story from Thursday Activity 1.






## FRIDAY ACTIVITY 2

	<b>READ</b>	Read the  and  words again.
	<b>WRITE</b>	Write the sentences in your book. Fix the mistakes. <ol style="list-style-type: none"><li>todd went to surf</li><li>a shark there was a shark in the water</li><li>why did I not go back</li></ol>



### MONDAY ACTIVITY 1

	<b>LOOK &amp; SAY</b>	panic	below	surf	shark	blood
	<b>SOUND OUT</b>	fell	turn	again	stay	
		my	try	night	fight	
	<b>READ</b>	I will go. I will go on an adventure. I will go on an adventure on my bicycle. I will go on an adventure on my bicycle at night. Is it good to go on an adventure? Is it good to go on an adventure at night? No! I went on my adventure at night. I fell. I had to try to fight not to fall. It is not good to go on an adventure at night. I will not go again.				
	<b>WRITE</b>	Write the  and  words in your dictionary.				



### MONDAY ACTIVITY 2

	<b>READ</b>	Read the  and  words from Activity 1.				
	<b>READ</b>	There might be a fight. There might be a fight at night. Is it good? Is it good to fight? Is it good to fight at night? No. It is not good to fight. It is not good to fight at night. I will try my best. I will try my best not to fight. I will try my best not to fight at night.				
	<b>WRITE</b>	Write a <b>sentence</b> with: stay Write a <b>question</b> with: below				





### TUESDAY ACTIVITY 1

	<b>LOOK &amp; SAY</b>	panic	below	surf	shark	blood
	<b>SOUND OUT</b>	same	proud	name	way	
		stay	play	loud	now	







	<b>READ</b>	I will play. I will play at school. I will play at school now in a group. I will play at school now in a group and be loud. I will call your name. I will call your name to come play. I will call your name to come play now. Will you come play? Will you come play in the group at school? We are the same. We are the same when we play. We are the same when we play at school.
	<b>WRITE</b>	<ol style="list-style-type: none"> <li>1. Where will I play? I will play at _____.</li> <li>2. Why will I call your name? I will call your name to come _____.</li> </ol>







## TUESDAY ACTIVITY 2

	<b>READ</b>	Read the  and  words from Activity 1.
	<b>WRITE</b>	Write a <b>sentence</b> with: panic Write a <b>question</b> with: proud




## WEDNESDAY ACTIVITY 1

	<b>LOOK &amp; SAY</b>	panic	below	surf	shark	blood
	<b>SOUND OUT</b>	when	stay	that	shout	
		pink	plot	spot	spin	
	<b>READ</b>	I will spin. I will spin on the spot. I will spin on the spot and shout. I will spin on the spot and shout when I plot. I will plot that I will spin. I will plot that I will spin until I turn pink. I will stay on that spot and plot. I will stay on that spot and plot while I spin. What do you think? Do you think I should plot? Do you think I should plot while I spin?				
	<b>WRITE</b>	<ol style="list-style-type: none"> <li>1. What will I do on the spot? I will _____ on the spot.</li> <li>2. What colour will I turn while I spin? I will turn _____.</li> </ol>				

## WEDNESDAY ACTIVITY 2





	<b>READ</b>	Read the  and  words from Activity 1.
	<b>WRITE</b>	Write the  and  words in your dictionary. Write a <b>sentence</b> with: shark Write a <b>question</b> with: spin

## THURSDAY ACTIVITY 1





	<b>LOOK &amp; SAY</b>	panic	below	surf	shark	blood
	<b>SOUND OUT</b>	tight	press	same	turn	
		then	stay	bloom	why	
	<b>READ</b>	<p>Todd went to surf. Todd wanted to stay in the water. He did not want to turn back. A shark! There was a shark in the water! Todd began to panic. The shark bit him. The shark bit him and there was blood. He held on tight. He held on tight to his surfboard. "Why did I not go back?" Thought Todd. Just then, a dolphin appeared. The dolphin helped Todd back to the shore. He was safe!she looked in the cupboard. What jumped out? A cat! A cat was in the cupboard!</p>				







## THURSDAY ACTIVITY 2

	<b>READ</b>	Read the  and  words from Activity 1.
	<b>WRITE</b>	<ol style="list-style-type: none"><li>Who went to surf? _____ went to surf.</li><li>What did Todd want to do? Todd wanted to _____ in the water</li><li>What was in the water with Todd? A _____ was in the water with Todd.</li><li>What did the shark do to Todd? The shark _____ Todd.</li><li>What animal came to help Todd? A _____ came to help Todd.</li></ol>







## FRIDAY ACTIVITY 1

	<b>READ</b>	Read the  and  words again.
	<b>READ</b>	Read the story from Thursday Activity 1.






## FRIDAY ACTIVITY 2

	<b>READ</b>	Read the  and  words again.
	<b>WRITE</b>	Write the sentences in your book. Fix the mistakes. <ol style="list-style-type: none"><li>todd went to surf</li><li>a shark there was a shark in the water</li><li>why did I not go back</li></ol>



## MONDAY ACTIVITY 1



	<b>LOOK &amp; SAY</b>	panic	below	surf	shark	blood
	<b>SOUND OUT</b>	fell	turn	again	stay	
		my	try	night	fight	
	<b>READ</b>	I will go. I will go on an adventure. I will go on an adventure on my bicycle. I will go on an adventure on my bicycle at night. Is it good to go on an adventure? Is it good to go on an adventure at night? No! I went on my adventure at night. I fell. I had to try to fight not to fall. It is not good to go on an adventure at night. I will not go again.				
	<b>WRITE</b>	Write the  and  words in your dictionary.				

## MONDAY ACTIVITY 2





	<b>READ</b>	Read the  and  words from Activity 1.				
	<b>READ</b>	There might be a fight. There might be a fight at night. Is it good? Is it good to fight? Is it good to fight at night? No. It is not good to fight. It is not good to fight at night. I will try my best. I will try my best not to fight. I will try my best not to fight at night.				
	<b>WRITE</b>	Write a <b>sentence</b> with: stay Write a <b>question</b> with: below				

## TUESDAY ACTIVITY 1





	<b>LOOK &amp; SAY</b>	panic	below	surf	shark	blood
	<b>SOUND OUT</b>	same	proud	name	way	
		stay	play	loud	now	

	<b>READ</b>	I will play. I will play at school. I will play at school now in a group. I will play at school now in a group and be loud. I will call your name. I will call your name to come play. I will call your name to come play now. Will you come play? Will you come play in the group at school? We are the same. We are the same when we play. We are the same when we play at school.
	<b>WRITE</b>	<ol style="list-style-type: none"> <li>Where will I play? I will play at _____.</li> <li>Why will I call your name? I will call your name to come _____.</li> </ol>







## TUESDAY ACTIVITY 2

	<b>READ</b>	Read the  and  words from Activity 1.
	<b>WRITE</b>	Write a sentence with: panic Write a question with: proud



## WEDNESDAY ACTIVITY 1


	<b>LOOK &amp; SAY</b>	panic	below	surf	shark	blood
	<b>SOUND OUT</b>	when	stay	that	shout	
		pink	plot	spot	spin	
	<b>READ</b>	I will spin. I will spin on the spot. I will spin on the spot and shout. I will spin on the spot and shout when I plot. I will plot that I will spin. I will plot that I will spin until I turn pink. I will stay on that spot and plot. I will stay on that spot and plot while I spin. What do you think? Do you think I should plot? Do you think I should plot while I spin?				
	<b>WRITE</b>	<ol style="list-style-type: none"> <li>What will I do on the spot? I will _____ on the spot.</li> <li>What colour will I turn while I spin? I will turn _____.</li> </ol>				

## WEDNESDAY ACTIVITY 2

	<b>READ</b>	Read the  and  words from Activity 1.
	<b>WRITE</b>	Write the  and  words in your dictionary. Write a <b>sentence</b> with: shark Write a <b>question</b> with: spin





## THURSDAY ACTIVITY 1

	<b>LOOK &amp; SAY</b>	panic	below	surf	shark	blood
	<b>SOUND OUT</b>	tight	press	same	turn	
		then	stay	bloom	why	





	<b>READ</b>	<p>Todd went to surf. Todd wanted to stay in the water. He did not want to turn back. A shark! There was a shark in the water! Todd began to panic. The shark bit him. The shark bit him and there was blood. He held on tight. He held on tight to his surfboard. "Why did I not go back?" Thought Todd. Just then, a dolphin appeared. The dolphin helped Todd back to the shore. He was safe!she looked in the cupboard. What jumped out? A cat! A cat was in the cupboard!</p>
--	-------------	--







## THURSDAY ACTIVITY 2

	<b>READ</b>	Read the  and  words from Activity 1.
	<b>WRITE</b>	<ol style="list-style-type: none"><li>Who went to surf? _____ went to surf.</li><li>What did Todd want to do? Todd wanted to _____ in the water</li><li>What was in the water with Todd? A _____ was in the water with Todd.</li><li>What did the shark do to Todd? The shark _____ Todd.</li><li>What animal came to help Todd? A _____ came to help Todd.</li></ol>

## FRIDAY ACTIVITY 1







	<b>READ</b>	Read the  and  words again.
	<b>READ</b>	Read the story from Thursday Activity 1.

## FRIDAY ACTIVITY 2






	<b>READ</b>	Read the  and  words again.
	<b>WRITE</b>	Write the sentences in your book. Fix the mistakes. <ol style="list-style-type: none"><li>todd went to surf</li><li>a shark there was a shark in the water</li><li>why did I not go back</li></ol>





### MONDAY ACTIVITY 1



	<b>LOOK &amp; SAY</b>	panic	below	surf	shark	blood
	<b>SOUND OUT</b>	fell	turn	again	stay	
		my	try	night	fight	
	<b>READ</b>	I will go. I will go on an adventure. I will go on an adventure on my bicycle. I will go on an adventure on my bicycle at night. Is it good to go on an adventure? Is it good to go on an adventure at night? No! I went on my adventure at night. I fell. I had to try to fight not to fall. It is not good to go on an adventure at night. I will not go again.				
	<b>WRITE</b>	Write the  and  words in your dictionary.				

### MONDAY ACTIVITY 2





	<b>READ</b>	Read the  and  words from Activity 1.				
	<b>READ</b>	There might be a fight. There might be a fight at night. Is it good? Is it good to fight? Is it good to fight at night? No. It is not good to fight. It is not good to fight at night. I will try my best. I will try my best not to fight. I will try my best not to fight at night.				
	<b>WRITE</b>	Write a <b>sentence</b> with: stay Write a <b>question</b> with: below				

### TUESDAY ACTIVITY 1





	<b>LOOK &amp; SAY</b>	panic	below	surf	shark	blood
	<b>SOUND OUT</b>	same	proud	name	way	
		stay	play	loud	now	

	<b>READ</b>	I will play. I will play at school. I will play at school now in a group. I will play at school now in a group and be loud. I will call your name. I will call your name to come play. I will call your name to come play now. Will you come play? Will you come play in the group at school? We are the same. We are the same when we play. We are the same when we play at school.
	<b>WRITE</b>	<ol style="list-style-type: none"> <li>Where will I play? I will play at _____.</li> <li>Why will I call your name? I will call your name to come _____.</li> </ol>







## TUESDAY ACTIVITY 2

	<b>READ</b>	Read the  and  words from Activity 1.
	<b>WRITE</b>	Write a <b>sentence</b> with: panic Write a <b>question</b> with: proud




## WEDNESDAY ACTIVITY 1

	<b>LOOK &amp; SAY</b>	panic	below	surf	shark	blood
	<b>SOUND OUT</b>	when	stay	that	shout	
		pink	plot	spot	spin	
	<b>READ</b>	I will spin. I will spin on the spot. I will spin on the spot and shout. I will spin on the spot and shout when I plot. I will plot that I will spin. I will plot that I will spin until I turn pink. I will stay on that spot and plot. I will stay on that spot and plot while I spin. What do you think? Do you think I should plot? Do you think I should plot while I spin?				
	<b>WRITE</b>	<ol style="list-style-type: none"> <li>What will I do on the spot? I will _____ on the spot.</li> <li>What colour will I turn while I spin? I will turn _____.</li> </ol>				

## WEDNESDAY ACTIVITY 2





	<b>READ</b>	Read the  and  words from Activity 1.
	<b>WRITE</b>	Write the  and  words in your dictionary. Write a <b>sentence</b> with: shark Write a <b>question</b> with: spin

## THURSDAY ACTIVITY 1





	<b>LOOK &amp; SAY</b>	panic	below	surf	shark	blood
	<b>SOUND OUT</b>	tight	press	same	turn	
	<b>READ</b>	<p>Todd went to surf. Todd wanted to stay in the water. He did not want to turn back. A shark! There was a shark in the water! Todd began to panic. The shark bit him. The shark bit him and there was blood. He held on tight. He held on tight to his surfboard. "Why did I not go back?" Thought Todd. Just then, a dolphin appeared. The dolphin helped Todd back to the shore. He was safe!</p> <p>What jumped out? A cat! A cat was in the cupboard!</p>				







## THURSDAY ACTIVITY 2

	<b>READ</b>	Read the  and  words from Activity 1.
	<b>WRITE</b>	<ol style="list-style-type: none"><li>Who went to surf? _____ went to surf.</li><li>What did Todd want to do? Todd wanted to _____ in the water</li><li>What was in the water with Todd? A _____ was in the water with Todd.</li><li>What did the shark do to Todd? The shark _____ Todd.</li><li>What animal came to help Todd? A _____ came to help Todd.</li></ol>







## FRIDAY ACTIVITY 1

	<b>READ</b>	Read the  and  words again.
	<b>READ</b>	Read the story from Thursday Activity 1.






## FRIDAY ACTIVITY 2

	<b>READ</b>	Read the  and  words again.
	<b>WRITE</b>	Write the sentences in your book. Fix the mistakes. <ol style="list-style-type: none"><li>todd went to surf</li><li>a shark there was a shark in the water</li><li>why did I not go back</li></ol>



### MONDAY ACTIVITY 1



	<b>LOOK &amp; SAY</b>	panic	below	surf	shark	blood
	<b>SOUND OUT</b>	fell	turn	again	stay	
		my	try	night	fight	
	<b>READ</b>	I will go. I will go on an adventure. I will go on an adventure on my bicycle. I will go on an adventure on my bicycle at night. Is it good to go on an adventure? Is it good to go on an adventure at night? No! I went on my adventure at night. I fell. I had to try to fight not to fall. It is not good to go on an adventure at night. I will not go again.				
	<b>WRITE</b>	Write the  and  words in your dictionary.				

### MONDAY ACTIVITY 2





	<b>READ</b>	Read the  and  words from Activity 1.				
	<b>READ</b>	There might be a fight. There might be a fight at night. Is it good? Is it good to fight? Is it good to fight at night? No. It is not good to fight. It is not good to fight at night. I will try my best. I will try my best not to fight. I will try my best not to fight at night.				
	<b>WRITE</b>	Write a <b>sentence</b> with: stay Write a <b>question</b> with: below				

### TUESDAY ACTIVITY 1





	<b>LOOK &amp; SAY</b>	panic	below	surf	shark	blood
	<b>SOUND OUT</b>	same	proud	name	way	
		stay	play	loud	now	

	<b>READ</b>	I will play. I will play at school. I will play at school now in a group. I will play at school now in a group and be loud. I will call your name. I will call your name to come play. I will call your name to come play now. Will you come play? Will you come play in the group at school? We are the same. We are the same when we play. We are the same when we play at school.
	<b>WRITE</b>	<ol style="list-style-type: none"> <li>Where will I play? I will play at _____.</li> <li>Why will I call your name? I will call your name to come _____.</li> </ol>







## TUESDAY ACTIVITY 2

	<b>READ</b>	Read the  and  words from Activity 1.
	<b>WRITE</b>	Write a sentence with: panic Write a question with: proud




## WEDNESDAY ACTIVITY 1

	<b>LOOK &amp; SAY</b>	panic	below	surf	shark	blood
	<b>SOUND OUT</b>	when	stay	that	shout	
	<b>READ</b>	I will spin. I will spin on the spot. I will spin on the spot and shout. I will spin on the spot and shout when I plot. I will plot that I will spin. I will plot that I will spin until I turn pink. I will stay on that spot and plot. I will stay on that spot and plot while I spin. What do you think? Do you think I should plot? Do you think I should plot while I spin?				
	<b>WRITE</b>	<ol style="list-style-type: none"> <li>What will I do on the spot? I will _____ on the spot.</li> <li>What colour will I turn while I spin? I will turn _____.</li> </ol>				

## WEDNESDAY ACTIVITY 2

	<b>READ</b>	Read the  and  words from Activity 1.
	<b>WRITE</b>	Write the  and  words in your dictionary. Write a <b>sentence</b> with: shark Write a <b>question</b> with: spin





## THURSDAY ACTIVITY 1

	<b>LOOK &amp; SAY</b>	panic	below	surf	shark	blood
	<b>SOUND OUT</b>	tight	press	same	turn	
		then	stay	bloom	why	
	<b>READ</b>	<p>Todd went to surf. Todd wanted to stay in the water. He did not want to turn back. A shark! There was a shark in the water! Todd began to panic. The shark bit him. The shark bit him and there was blood. He held on tight. He held on tight to his surfboard. "Why did I not go back?" Thought Todd. Just then, a dolphin appeared. The dolphin helped Todd back to the shore. He was safe!she looked in the cupboard. What jumped out? A cat! A cat was in the cupboard!</p>				













## THURSDAY ACTIVITY 2

	<b>READ</b>	Read the  and  words from Activity 1.
	<b>WRITE</b>	<ol style="list-style-type: none"><li>Who went to surf? _____ went to surf.</li><li>What did Todd want to do? Todd wanted to _____ in the water</li><li>What was in the water with Todd? A _____ was in the water with Todd.</li><li>What did the shark do to Todd? The shark _____ Todd.</li><li>What animal came to help Todd? A _____ came to help Todd.</li></ol>







## FRIDAY ACTIVITY 1

	<b>READ</b>	Read the  and  words again.
	<b>READ</b>	Read the story from Thursday Activity 1.






## FRIDAY ACTIVITY 2

	<b>READ</b>	Read the  and  words again.
	<b>WRITE</b>	Write the sentences in your book. Fix the mistakes. <ol style="list-style-type: none"><li>todd went to surf</li><li>a shark there was a shark in the water</li><li>why did I not go back</li></ol>



### MONDAY ACTIVITY 1



	<b>LOOK &amp; SAY</b>	panic	below	surf	shark	blood
	<b>SOUND OUT</b>	fell	turn	again	stay	
		my	try	night	fight	
	<b>READ</b>	I will go. I will go on an adventure. I will go on an adventure on my bicycle. I will go on an adventure on my bicycle at night. Is it good to go on an adventure? Is it good to go on an adventure at night? No! I went on my adventure at night. I fell. I had to try to fight not to fall. It is not good to go on an adventure at night. I will not go again.				
	<b>WRITE</b>	Write the  and  words in your dictionary.				

### MONDAY ACTIVITY 2





	<b>READ</b>	Read the  and  words from Activity 1.				
	<b>READ</b>	There might be a fight. There might be a fight at night. Is it good? Is it good to fight? Is it good to fight at night? No. It is not good to fight. It is not good to fight at night. I will try my best. I will try my best not to fight. I will try my best not to fight at night.				
	<b>WRITE</b>	Write a <b>sentence</b> with: stay Write a <b>question</b> with: below				

### TUESDAY ACTIVITY 1





	<b>LOOK &amp; SAY</b>	panic	below	surf	shark	blood
	<b>SOUND OUT</b>	same	proud	name	way	
		stay	play	loud	now	

	<b>READ</b>	I will play. I will play at school. I will play at school now in a group. I will play at school now in a group and be loud. I will call your name. I will call your name to come play. I will call your name to come play now. Will you come play? Will you come play in the group at school? We are the same. We are the same when we play. We are the same when we play at school.
	<b>WRITE</b>	<ol style="list-style-type: none"> <li>Where will I play? I will play at _____.</li> <li>Why will I call your name? I will call your name to come _____.</li> </ol>







## TUESDAY ACTIVITY 2

	<b>READ</b>	Read the  and  words from Activity 1.
	<b>WRITE</b>	Write a <b>sentence</b> with: panic Write a <b>question</b> with: proud


## WEDNESDAY ACTIVITY 1



	<b>LOOK &amp; SAY</b>	panic	below	surf	shark	blood
	<b>SOUND OUT</b>	when	stay	that	shout	
		pink	plot	spot	spin	
	<b>READ</b>	I will spin. I will spin on the spot. I will spin on the spot and shout. I will spin on the spot and shout when I plot. I will plot that I will spin. I will plot that I will spin until I turn pink. I will stay on that spot and plot. I will stay on that spot and plot while I spin. What do you think? Do you think I should plot? Do you think I should plot while I spin?				
	<b>WRITE</b>	<ol style="list-style-type: none"> <li>What will I do on the spot? I will _____ on the spot.</li> <li>What colour will I turn while I spin? I will turn _____.</li> </ol>				

## WEDNESDAY ACTIVITY 2





	<b>READ</b>	Read the  and  words from Activity 1.
	<b>WRITE</b>	Write the  and  words in your dictionary. Write a <b>sentence</b> with: shark Write a <b>question</b> with: spin

## THURSDAY ACTIVITY 1





	<b>LOOK &amp; SAY</b>	panic	below	surf	shark	blood
	<b>SOUND OUT</b>	tight	press	same	turn	
		then	stay	bloom	why	

	<b>READ</b>	<p>Todd went to surf. Todd wanted to stay in the water. He did not want to turn back. A shark! There was a shark in the water! Todd began to panic. The shark bit him. The shark bit him and there was blood. He held on tight. He held on tight to his surfboard. "Why did I not go back?" Thought Todd. Just then, a dolphin appeared. The dolphin helped Todd back to the shore. He was safe!she looked in the cupboard. What jumped out? A cat! A cat was in the cupboard!</p> 
--	-------------	--





## THURSDAY ACTIVITY 2

	<b>READ</b>	Read the  and  words from Activity 1.
	<b>WRITE</b>	<ol style="list-style-type: none"><li>Who went to surf? _____ went to surf.</li><li>What did Todd want to do? Todd wanted to _____ in the water</li><li>What was in the water with Todd? A _____ was in the water with Todd.</li><li>What did the shark do to Todd? The shark _____ Todd.</li><li>What animal came to help Todd? A _____ came to help Todd.</li></ol>







## FRIDAY ACTIVITY 1

	<b>READ</b>	Read the  and  words again.
	<b>READ</b>	Read the story from Thursday Activity 1.






## FRIDAY ACTIVITY 2

	<b>READ</b>	Read the  and  words again.
	<b>WRITE</b>	Write the sentences in your book. Fix the mistakes. <ol style="list-style-type: none"><li>todd went to surf</li><li>a shark there was a shark in the water</li><li>why did I not go back</li></ol>



## MONDAY ACTIVITY 1



	<b>LOOK &amp; SAY</b>	panic	below	surf	shark	blood
	<b>SOUND OUT</b>	fell	turn	again	stay	
		my	try	night	fight	
	<b>READ</b>	I will go. I will go on an adventure. I will go on an adventure on my bicycle. I will go on an adventure on my bicycle at night. Is it good to go on an adventure? Is it good to go on an adventure at night? No! I went on my adventure at night. I fell. I had to try to fight not to fall. It is not good to go on an adventure at night. I will not go again.				
	<b>WRITE</b>	Write the  and  words in your dictionary.				

## MONDAY ACTIVITY 2





	<b>READ</b>	Read the  and  words from Activity 1.				
	<b>READ</b>	There might be a fight. There might be a fight at night. Is it good? Is it good to fight? Is it good to fight at night? No. It is not good to fight. It is not good to fight at night. I will try my best. I will try my best not to fight. I will try my best not to fight at night.				
	<b>WRITE</b>	Write a <b>sentence</b> with: stay Write a <b>question</b> with: below				

## TUESDAY ACTIVITY 1





	<b>LOOK &amp; SAY</b>	panic	below	surf	shark	blood
	<b>SOUND OUT</b>	same	proud	name	way	
		stay	play	loud	now	

	<b>READ</b>	I will play. I will play at school. I will play at school now in a group. I will play at school now in a group and be loud. I will call your name. I will call your name to come play. I will call your name to come play now. Will you come play? Will you come play in the group at school? We are the same. We are the same when we play. We are the same when we play at school.
	<b>WRITE</b>	<ol style="list-style-type: none"> <li>Where will I play? I will play at _____.</li> <li>Why will I call your name? I will call your name to come _____.</li> </ol>

## TUESDAY ACTIVITY 2







	<b>READ</b>	Read the  and  words from Activity 1.
	<b>WRITE</b>	Write a sentence with: panic Write a question with: proud

## WEDNESDAY ACTIVITY 1


	<b>LOOK &amp; SAY</b>	panic	below	surf	shark	blood
	<b>SOUND OUT</b>	when	stay	that	shout	
		pink	plot	spot	spin	
	<b>READ</b>	I will spin. I will spin on the spot. I will spin on the spot and shout. I will spin on the spot and shout when I plot. I will plot that I will spin. I will plot that I will spin until I turn pink. I will stay on that spot and plot. I will stay on that spot and plot while I spin. What do you think? Do you think I should plot? Do you think I should plot while I spin?				
	<b>WRITE</b>	<ol style="list-style-type: none"> <li>What will I do on the spot? I will _____ on the spot.</li> <li>What colour will I turn while I spin? I will turn _____.</li> </ol>				




## WEDNESDAY ACTIVITY 2

	<b>READ</b>	Read the  and  words from Activity 1.
	<b>WRITE</b>	Write the  and  words in your dictionary. Write a <b>sentence</b> with: shark Write a <b>question</b> with: spin





## THURSDAY ACTIVITY 1

	<b>LOOK &amp; SAY</b>	panic	below	surf	shark	blood
	<b>SOUND OUT</b>	tight	press	same	turn	
		then	stay	bloom	why	





	<b>READ</b>	<p>Todd went to surf. Todd wanted to stay in the water. He did not want to turn back. A shark! There was a shark in the water! Todd began to panic. The shark bit him. The shark bit him and there was blood. He held on tight. He held on tight to his surfboard. "Why did I not go back?" Thought Todd. Just then, a dolphin appeared. The dolphin helped Todd back to the shore. He was safe!she looked in the cupboard. What jumped out? A cat! A cat was in the cupboard!</p>
--	-------------	--







## THURSDAY ACTIVITY 2

	<b>READ</b>	Read the  and  words from Activity 1.
	<b>WRITE</b>	<ol style="list-style-type: none"><li>Who went to surf? _____ went to surf.</li><li>What did Todd want to do? Todd wanted to _____ in the water</li><li>What was in the water with Todd? A _____ was in the water with Todd.</li><li>What did the shark do to Todd? The shark _____ Todd.</li><li>What animal came to help Todd? A _____ came to help Todd.</li></ol>







## FRIDAY ACTIVITY 1

	<b>READ</b>	Read the  and  words again.
	<b>READ</b>	Read the story from Thursday Activity 1.






## FRIDAY ACTIVITY 2

	<b>READ</b>	Read the  and  words again.
	<b>WRITE</b>	Write the sentences in your book. Fix the mistakes. <ol style="list-style-type: none"><li>todd went to surf</li><li>a shark there was a shark in the water</li><li>why did I not go back</li></ol>



## MONDAY ACTIVITY 1



	<b>LOOK &amp; SAY</b>	panic	below	surf	shark	blood
	<b>SOUND OUT</b>	fell	turn	again	stay	
		my	try	night	fight	
	<b>READ</b>	I will go. I will go on an adventure. I will go on an adventure on my bicycle. I will go on an adventure on my bicycle at night. Is it good to go on an adventure? Is it good to go on an adventure at night? No! I went on my adventure at night. I fell. I had to try to fight not to fall. It is not good to go on an adventure at night. I will not go again.				
	<b>WRITE</b>	Write the  and  words in your dictionary.				

## MONDAY ACTIVITY 2





	<b>READ</b>	Read the  and  words from Activity 1.				
	<b>READ</b>	There might be a fight. There might be a fight at night. Is it good? Is it good to fight? Is it good to fight at night? No. It is not good to fight. It is not good to fight at night. I will try my best. I will try my best not to fight. I will try my best not to fight at night.				
	<b>WRITE</b>	Write a <b>sentence</b> with: stay Write a <b>question</b> with: below				

## TUESDAY ACTIVITY 1





	<b>LOOK &amp; SAY</b>	panic	below	surf	shark	blood
	<b>SOUND OUT</b>	same	proud	name	way	
		stay	play	loud	now	

	<b>READ</b>	I will play. I will play at school. I will play at school now in a group. I will play at school now in a group and be loud. I will call your name. I will call your name to come play. I will call your name to come play now. Will you come play? Will you come play in the group at school? We are the same. We are the same when we play. We are the same when we play at school.
	<b>WRITE</b>	<ol style="list-style-type: none"> <li>1. Where will I play? I will play at _____.</li> <li>2. Why will I call your name? I will call your name to come _____.</li> </ol>







## TUESDAY ACTIVITY 2

	<b>READ</b>	Read the  and  words from Activity 1.
	<b>WRITE</b>	Write a sentence with: panic Write a question with: proud




## WEDNESDAY ACTIVITY 1

	<b>LOOK &amp; SAY</b>	panic	below	surf	shark	blood
	<b>SOUND OUT</b>	when	stay	that	shout	
	<b>READ</b>	I will spin. I will spin on the spot. I will spin on the spot and shout. I will spin on the spot and shout when I plot. I will plot that I will spin. I will plot that I will spin until I turn pink. I will stay on that spot and plot. I will stay on that spot and plot while I spin. What do you think? Do you think I should plot? Do you think I should plot while I spin?				
	<b>WRITE</b>	<ol style="list-style-type: none"> <li>1. What will I do on the spot? I will _____ on the spot.</li> <li>2. What colour will I turn while I spin? I will turn _____.</li> </ol>				

## WEDNESDAY ACTIVITY 2





	<b>READ</b>	Read the  and  words from Activity 1.
	<b>WRITE</b>	Write the  and  words in your dictionary. Write a <b>sentence</b> with: shark Write a <b>question</b> with: spin

## THURSDAY ACTIVITY 1





	<b>LOOK &amp; SAY</b>	panic	below	surf	shark	blood
	<b>SOUND OUT</b>	tight	press	same	turn	
		then	stay	bloom	why	
	<b>READ</b>	<p>Todd went to surf. Todd wanted to stay in the water. He did not want to turn back. A shark! There was a shark in the water! Todd began to panic. The shark bit him. The shark bit him and there was blood. He held on tight. He held on tight to his surfboard. "Why did I not go back?" Thought Todd. Just then, a dolphin appeared. The dolphin helped Todd back to the shore. He was safe!she looked in the cupboard. What jumped out? A cat! A cat was in the cupboard!</p>				







## THURSDAY ACTIVITY 2

	<b>READ</b>	Read the  and  words from Activity 1.
	<b>WRITE</b>	<ol style="list-style-type: none"><li>Who went to surf? _____ went to surf.</li><li>What did Todd want to do? Todd wanted to _____ in the water</li><li>What was in the water with Todd? A _____ was in the water with Todd.</li><li>What did the shark do to Todd? The shark _____ Todd.</li><li>What animal came to help Todd? A _____ came to help Todd.</li></ol>







## FRIDAY ACTIVITY 1

	<b>READ</b>	Read the  and  words again.
	<b>READ</b>	Read the story from Thursday Activity 1.






## FRIDAY ACTIVITY 2

	<b>READ</b>	Read the  and  words again.
	<b>WRITE</b>	Write the sentences in your book. Fix the mistakes. <ol style="list-style-type: none"><li>todd went to surf</li><li>a shark there was a shark in the water</li><li>why did I not go back</li></ol>



### MONDAY ACTIVITY 1

	<b>LOOK &amp; SAY</b>	panic	below	surf	shark	blood
	<b>SOUND OUT</b>	fell	turn	again	stay	
		my	try	night	fight	
	<b>READ</b>	I will go. I will go on an adventure. I will go on an adventure on my bicycle. I will go on an adventure on my bicycle at night. Is it good to go on an adventure? Is it good to go on an adventure at night? No! I went on my adventure at night. I fell. I had to try to fight not to fall. It is not good to go on an adventure at night. I will not go again.				
	<b>WRITE</b>	Write the  and  words in your dictionary.				



### MONDAY ACTIVITY 2

	<b>READ</b>	Read the  and  words from Activity 1.				
	<b>READ</b>	There might be a fight. There might be a fight at night. Is it good? Is it good to fight? Is it good to fight at night? No. It is not good to fight. It is not good to fight at night. I will try my best. I will try my best not to fight. I will try my best not to fight at night.				
	<b>WRITE</b>	Write a <b>sentence</b> with: stay Write a <b>question</b> with: below				





### TUESDAY ACTIVITY 1

	<b>LOOK &amp; SAY</b>	panic	below	surf	shark	blood
	<b>SOUND OUT</b>	same	proud	name	way	
		stay	play	loud	now	







	<b>READ</b>	I will play. I will play at school. I will play at school now in a group. I will play at school now in a group and be loud. I will call your name. I will call your name to come play. I will call your name to come play now. Will you come play? Will you come play in the group at school? We are the same. We are the same when we play. We are the same when we play at school.
	<b>WRITE</b>	<ol style="list-style-type: none"> <li>Where will I play? I will play at _____.</li> <li>Why will I call your name? I will call your name to come _____.</li> </ol>







## TUESDAY ACTIVITY 2

	<b>READ</b>	Read the  and  words from Activity 1.
	<b>WRITE</b>	Write a <b>sentence</b> with: panic Write a <b>question</b> with: proud




## WEDNESDAY ACTIVITY 1

	<b>LOOK &amp; SAY</b>	panic	below	surf	shark	blood
	<b>SOUND OUT</b>	when	stay	that	shout	
		pink	plot	spot	spin	
	<b>READ</b>	I will spin. I will spin on the spot. I will spin on the spot and shout. I will spin on the spot and shout when I plot. I will plot that I will spin. I will plot that I will spin until I turn pink. I will stay on that spot and plot. I will stay on that spot and plot while I spin. What do you think? Do you think I should plot? Do you think I should plot while I spin?				
	<b>WRITE</b>	<ol style="list-style-type: none"> <li>What will I do on the spot? I will _____ on the spot.</li> <li>What colour will I turn while I spin? I will turn _____.</li> </ol>				

## WEDNESDAY ACTIVITY 2





	<b>READ</b>	Read the  and  words from Activity 1.
	<b>WRITE</b>	Write the  and  words in your dictionary. Write a <b>sentence</b> with: shark Write a <b>question</b> with: spin

## THURSDAY ACTIVITY 1





	<b>LOOK &amp; SAY</b>	panic	below	surf	shark	blood
	<b>SOUND OUT</b>	tight	press	same	turn	
		then	stay	bloom	why	
	<b>READ</b>	<p>Todd went to surf. Todd wanted to stay in the water. He did not want to turn back. A shark! There was a shark in the water! Todd began to panic. The shark bit him. The shark bit him and there was blood. He held on tight. He held on tight to his surfboard. "Why did I not go back?" Thought Todd. Just then, a dolphin appeared. The dolphin helped Todd back to the shore. He was safe!she looked in the cupboard. What jumped out? A cat! A cat was in the cupboard!</p>				







## THURSDAY ACTIVITY 2

	<b>READ</b>	Read the  and  words from Activity 1.
	<b>WRITE</b>	<ol style="list-style-type: none"><li>Who went to surf? _____ went to surf.</li><li>What did Todd want to do? Todd wanted to _____ in the water</li><li>What was in the water with Todd? A _____ was in the water with Todd.</li><li>What did the shark do to Todd? The shark _____ Todd.</li><li>What animal came to help Todd? A _____ came to help Todd.</li></ol>







## FRIDAY ACTIVITY 1

	<b>READ</b>	Read the  and  words again.
	<b>READ</b>	Read the story from Thursday Activity 1.






## FRIDAY ACTIVITY 2

	<b>READ</b>	Read the  and  words again.
	<b>WRITE</b>	Write the sentences in your book. Fix the mistakes. <ol style="list-style-type: none"><li>todd went to surf</li><li>a shark there was a shark in the water</li><li>why did I not go back</li></ol>



## MONDAY ACTIVITY 1



	<b>LOOK &amp; SAY</b>	panic	below	surf	shark	blood
	<b>SOUND OUT</b>	fell	turn	again	stay	
		my	try	night	fight	
	<b>READ</b>	I will go. I will go on an adventure. I will go on an adventure on my bicycle. I will go on an adventure on my bicycle at night. Is it good to go on an adventure? Is it good to go on an adventure at night? No! I went on my adventure at night. I fell. I had to try to fight not to fall. It is not good to go on an adventure at night. I will not go again.				
	<b>WRITE</b>	Write the  and  words in your dictionary.				

## MONDAY ACTIVITY 2





	<b>READ</b>	Read the  and  words from Activity 1.				
	<b>READ</b>	There might be a fight. There might be a fight at night. Is it good? Is it good to fight? Is it good to fight at night? No. It is not good to fight. It is not good to fight at night. I will try my best. I will try my best not to fight. I will try my best not to fight at night.				
	<b>WRITE</b>	Write a <b>sentence</b> with: stay Write a <b>question</b> with: below				

## TUESDAY ACTIVITY 1





	<b>LOOK &amp; SAY</b>	panic	below	surf	shark	blood
	<b>SOUND OUT</b>	same	proud	name	way	
		stay	play	loud	now	

	<b>READ</b>	I will play. I will play at school. I will play at school now in a group. I will play at school now in a group and be loud. I will call your name. I will call your name to come play. I will call your name to come play now. Will you come play? Will you come play in the group at school? We are the same. We are the same when we play. We are the same when we play at school.
	<b>WRITE</b>	<ol style="list-style-type: none"> <li>Where will I play? I will play at _____.</li> <li>Why will I call your name? I will call your name to come _____.</li> </ol>







## TUESDAY ACTIVITY 2

	<b>READ</b>	Read the  and  words from Activity 1.
	<b>WRITE</b>	Write a sentence with: panic Write a question with: proud




## WEDNESDAY ACTIVITY 1

	<b>LOOK &amp; SAY</b>	panic	below	surf	shark	blood
	<b>SOUND OUT</b>	when	stay	that	shout	
		pink	plot	spot	spin	
	<b>READ</b>	I will spin. I will spin on the spot. I will spin on the spot and shout. I will spin on the spot and shout when I plot. I will plot that I will spin. I will plot that I will spin until I turn pink. I will stay on that spot and plot. I will stay on that spot and plot while I spin. What do you think? Do you think I should plot? Do you think I should plot while I spin?				
	<b>WRITE</b>	<ol style="list-style-type: none"> <li>What will I do on the spot? I will _____ on the spot.</li> <li>What colour will I turn while I spin? I will turn _____.</li> </ol>				

## WEDNESDAY ACTIVITY 2





	<b>READ</b>	Read the  and  words from Activity 1.
	<b>WRITE</b>	Write the  and  words in your dictionary. Write a <b>sentence</b> with: shark Write a <b>question</b> with: spin

## THURSDAY ACTIVITY 1





	<b>LOOK &amp; SAY</b>	panic	below	surf	shark	blood
	<b>SOUND OUT</b>	tight	press	same	turn	
	<b>READ</b>	<p>Todd went to surf. Todd wanted to stay in the water. He did not want to turn back. A shark! There was a shark in the water! Todd began to panic. The shark bit him. The shark bit him and there was blood. He held on tight. He held on tight to his surfboard. "Why did I not go back?" Thought Todd. Just then, a dolphin appeared. The dolphin helped Todd back to the shore. He was safe!she looked in the cupboard. What jumped out? A cat! A cat was in the cupboard!</p>				







## THURSDAY ACTIVITY 2

	<b>READ</b>	Read the  and  words from Activity 1.
	<b>WRITE</b>	<ol style="list-style-type: none"><li>Who went to surf? _____ went to surf.</li><li>What did Todd want to do? Todd wanted to _____ in the water</li><li>What was in the water with Todd? A _____ was in the water with Todd.</li><li>What did the shark do to Todd? The shark _____ Todd.</li><li>What animal came to help Todd? A _____ came to help Todd.</li></ol>

## FRIDAY ACTIVITY 1







	<b>READ</b>	Read the  and  words again.
	<b>READ</b>	Read the story from Thursday Activity 1.

## FRIDAY ACTIVITY 2






	<b>READ</b>	Read the  and  words again.
	<b>WRITE</b>	Write the sentences in your book. Fix the mistakes. <ol style="list-style-type: none"><li>todd went to surf</li><li>a shark there was a shark in the water</li><li>why did I not go back</li></ol>





### MONDAY ACTIVITY 1



	<b>LOOK &amp; SAY</b>	panic	below	surf	shark	blood
	<b>SOUND OUT</b>	fell	turn	again	stay	
		my	try	night	fight	
	<b>READ</b>	I will go. I will go on an adventure. I will go on an adventure on my bicycle. I will go on an adventure on my bicycle at night. Is it good to go on an adventure? Is it good to go on an adventure at night? No! I went on my adventure at night. I fell. I had to try to fight not to fall. It is not good to go on an adventure at night. I will not go again.				
	<b>WRITE</b>	Write the  and  words in your dictionary.				

### MONDAY ACTIVITY 2





	<b>READ</b>	Read the  and  words from Activity 1.				
	<b>READ</b>	There might be a fight. There might be a fight at night. Is it good? Is it good to fight? Is it good to fight at night? No. It is not good to fight. It is not good to fight at night. I will try my best. I will try my best not to fight. I will try my best not to fight at night.				
	<b>WRITE</b>	Write a <b>sentence</b> with: stay Write a <b>question</b> with: below				

### TUESDAY ACTIVITY 1





	<b>LOOK &amp; SAY</b>	panic	below	surf	shark	blood
	<b>SOUND OUT</b>	same	proud	name	way	
		stay	play	loud	now	

	<b>READ</b>	I will play. I will play at school. I will play at school now in a group. I will play at school now in a group and be loud. I will call your name. I will call your name to come play. I will call your name to come play now. Will you come play? Will you come play in the group at school? We are the same. We are the same when we play. We are the same when we play at school.
	<b>WRITE</b>	<ol style="list-style-type: none"> <li>Where will I play? I will play at _____.</li> <li>Why will I call your name? I will call your name to come _____.</li> </ol>







## TUESDAY ACTIVITY 2

	<b>READ</b>	Read the  and  words from Activity 1.
	<b>WRITE</b>	Write a sentence with: panic Write a question with: proud



## WEDNESDAY ACTIVITY 1



	<b>LOOK &amp; SAY</b>	panic	below	surf	shark	blood
	<b>SOUND OUT</b>	when	stay	that	shout	
		pink	plot	spot	spin	
	<b>READ</b>	I will spin. I will spin on the spot. I will spin on the spot and shout. I will spin on the spot and shout when I plot. I will plot that I will spin. I will plot that I will spin until I turn pink. I will stay on that spot and plot. I will stay on that spot and plot while I spin. What do you think? Do you think I should plot? Do you think I should plot while I spin?				
	<b>WRITE</b>	<ol style="list-style-type: none"> <li>What will I do on the spot? I will _____ on the spot.</li> <li>What colour will I turn while I spin? I will turn _____.</li> </ol>				

## WEDNESDAY ACTIVITY 2





	<b>READ</b>	Read the  and  words from Activity 1.
	<b>WRITE</b>	Write the  and  words in your dictionary. Write a <b>sentence</b> with: shark Write a <b>question</b> with: spin

## THURSDAY ACTIVITY 1





	<b>LOOK &amp; SAY</b>	panic	below	surf	shark	blood
	<b>SOUND OUT</b>	tight	press	same	turn	
		then	stay	bloom	why	

	<b>READ</b>	<p>Todd went to surf. Todd wanted to stay in the water. He did not want to turn back. A shark! There was a shark in the water! Todd began to panic. The shark bit him. The shark bit him and there was blood. He held on tight. He held on tight to his surfboard. "Why did I not go back?" Thought Todd. Just then, a dolphin appeared. The dolphin helped Todd back to the shore. He was safe!she looked in the cupboard. What jumped out? A cat! A cat was in the cupboard!</p> 
--	-------------	--





## THURSDAY ACTIVITY 2

	<b>READ</b>	Read the  and  words from Activity 1.
	<b>WRITE</b>	<ol style="list-style-type: none"><li>Who went to surf? _____ went to surf.</li><li>What did Todd want to do? Todd wanted to _____ in the water</li><li>What was in the water with Todd? A _____ was in the water with Todd.</li><li>What did the shark do to Todd? The shark _____ Todd.</li><li>What animal came to help Todd? A _____ came to help Todd.</li></ol>







## FRIDAY ACTIVITY 1

	<b>READ</b>	Read the  and  words again.
	<b>READ</b>	Read the story from Thursday Activity 1.






## FRIDAY ACTIVITY 2

	<b>READ</b>	Read the  and  words again.
	<b>WRITE</b>	Write the sentences in your book. Fix the mistakes. <ol style="list-style-type: none"><li>todd went to surf</li><li>a shark there was a shark in the water</li><li>why did I not go back</li></ol>



## MONDAY ACTIVITY 1



	<b>LOOK &amp; SAY</b>	panic	below	surf	shark	blood
	<b>SOUND OUT</b>	fell	turn	again	stay	
		my	try	night	fight	
	<b>READ</b>	I will go. I will go on an adventure. I will go on an adventure on my bicycle. I will go on an adventure on my bicycle at night. Is it good to go on an adventure? Is it good to go on an adventure at night? No! I went on my adventure at night. I fell. I had to try to fight not to fall. It is not good to go on an adventure at night. I will not go again.				
	<b>WRITE</b>	Write the  and  words in your dictionary.				

## MONDAY ACTIVITY 2





	<b>READ</b>	Read the  and  words from Activity 1.				
	<b>READ</b>	There might be a fight. There might be a fight at night. Is it good? Is it good to fight? Is it good to fight at night? No. It is not good to fight. It is not good to fight at night. I will try my best. I will try my best not to fight. I will try my best not to fight at night.				
	<b>WRITE</b>	Write a <b>sentence</b> with: stay Write a <b>question</b> with: below				

## TUESDAY ACTIVITY 1





	<b>LOOK &amp; SAY</b>	panic	below	surf	shark	blood
	<b>SOUND OUT</b>	same	proud	name	way	
		stay	play	loud	now	

	<b>READ</b>	I will play. I will play at school. I will play at school now in a group. I will play at school now in a group and be loud. I will call your name. I will call your name to come play. I will call your name to come play now. Will you come play? Will you come play in the group at school? We are the same. We are the same when we play. We are the same when we play at school.
	<b>WRITE</b>	<ol style="list-style-type: none"> <li>Where will I play? I will play at _____.</li> <li>Why will I call your name? I will call your name to come _____.</li> </ol>







## TUESDAY ACTIVITY 2

	<b>READ</b>	Read the  and  words from Activity 1.
	<b>WRITE</b>	Write a <b>sentence</b> with: panic Write a <b>question</b> with: proud



## WEDNESDAY ACTIVITY 1


	<b>LOOK &amp; SAY</b>	panic	below	surf	shark	blood
	<b>SOUND OUT</b>	when	stay	that	shout	
	<b>READ</b>	I will spin. I will spin on the spot. I will spin on the spot and shout. I will spin on the spot and shout when I plot. I will plot that I will spin. I will plot that I will spin until I turn pink. I will stay on that spot and plot. I will stay on that spot and plot while I spin. What do you think? Do you think I should plot? Do you think I should plot while I spin?				
	<b>WRITE</b>	<ol style="list-style-type: none"> <li>What will I do on the spot? I will _____ on the spot.</li> <li>What colour will I turn while I spin? I will turn _____.</li> </ol>				

## WEDNESDAY ACTIVITY 2

	<b>READ</b>	Read the  and  words from Activity 1.
	<b>WRITE</b>	Write the  and  words in your dictionary. Write a <b>sentence</b> with: shark Write a <b>question</b> with: spin

## THURSDAY ACTIVITY 1





	<b>LOOK &amp; SAY</b>	panic	below	surf	shark	blood
	<b>SOUND OUT</b>	tight	press	same	turn	
		then	stay	bloom	why	

	<b>READ</b>	<p>Todd went to surf. Todd wanted to stay in the water. He did not want to turn back. A shark! There was a shark in the water! Todd began to panic. The shark bit him. The shark bit him and there was blood. He held on tight. He held on tight to his surfboard. "Why did I not go back?" Thought Todd. Just then, a dolphin appeared. The dolphin helped Todd back to the shore. He was safe!she looked in the cupboard. What jumped out? A cat! A cat was in the cupboard!</p>
--	-------------	--













## THURSDAY ACTIVITY 2

	<b>READ</b>	Read the  and  words from Activity 1.
	<b>WRITE</b>	<ol style="list-style-type: none"><li>Who went to surf? _____ went to surf.</li><li>What did Todd want to do? Todd wanted to _____ in the water</li><li>What was in the water with Todd? A _____ was in the water with Todd.</li><li>What did the shark do to Todd? The shark _____ Todd.</li><li>What animal came to help Todd? A _____ came to help Todd.</li></ol>







## FRIDAY ACTIVITY 1

	<b>READ</b>	Read the  and  words again.
	<b>READ</b>	Read the story from Thursday Activity 1.






## FRIDAY ACTIVITY 2

	<b>READ</b>	Read the  and  words again.
	<b>WRITE</b>	Write the sentences in your book. Fix the mistakes. <ol style="list-style-type: none"><li>todd went to surf</li><li>a shark there was a shark in the water</li><li>why did I not go back</li></ol>



### MONDAY ACTIVITY 1



	<b>LOOK &amp; SAY</b>	panic	below	surf	shark	blood
	<b>SOUND OUT</b>	fell	turn	again	stay	
		my	try	night	fight	
	<b>READ</b>	I will go. I will go on an adventure. I will go on an adventure on my bicycle. I will go on an adventure on my bicycle at night. Is it good to go on an adventure? Is it good to go on an adventure at night? No! I went on my adventure at night. I fell. I had to try to fight not to fall. It is not good to go on an adventure at night. I will not go again.				
	<b>WRITE</b>	Write the  and  words in your dictionary.				

### MONDAY ACTIVITY 2





	<b>READ</b>	Read the  and  words from Activity 1.				
	<b>READ</b>	There might be a fight. There might be a fight at night. Is it good? Is it good to fight? Is it good to fight at night? No. It is not good to fight. It is not good to fight at night. I will try my best. I will try my best not to fight. I will try my best not to fight at night.				
	<b>WRITE</b>	Write a <b>sentence</b> with: stay Write a <b>question</b> with: below				

### TUESDAY ACTIVITY 1





	<b>LOOK &amp; SAY</b>	panic	below	surf	shark	blood
	<b>SOUND OUT</b>	same	proud	name	way	
		stay	play	loud	now	

	<b>READ</b>	I will play. I will play at school. I will play at school now in a group. I will play at school now in a group and be loud. I will call your name. I will call your name to come play. I will call your name to come play now. Will you come play? Will you come play in the group at school? We are the same. We are the same when we play. We are the same when we play at school.
	<b>WRITE</b>	<ol style="list-style-type: none"> <li>Where will I play? I will play at _____.</li> <li>Why will I call your name? I will call your name to come _____.</li> </ol>







## TUESDAY ACTIVITY 2

	<b>READ</b>	Read the  and  words from Activity 1.
	<b>WRITE</b>	Write a <b>sentence</b> with: panic Write a <b>question</b> with: proud




## WEDNESDAY ACTIVITY 1

	<b>LOOK &amp; SAY</b>	panic	below	surf	shark	blood
	<b>SOUND OUT</b>	when	stay	that	shout	
	<b>READ</b>	I will spin. I will spin on the spot. I will spin on the spot and shout. I will spin on the spot and shout when I plot. I will plot that I will spin. I will plot that I will spin until I turn pink. I will stay on that spot and plot. I will stay on that spot and plot while I spin. What do you think? Do you think I should plot? Do you think I should plot while I spin?				
	<b>WRITE</b>	<ol style="list-style-type: none"> <li>What will I do on the spot? I will _____ on the spot.</li> <li>What colour will I turn while I spin? I will turn _____.</li> </ol>				

## WEDNESDAY ACTIVITY 2





	<b>READ</b>	Read the  and  words from Activity 1.
	<b>WRITE</b>	Write the  and  words in your dictionary. Write a <b>sentence</b> with: shark Write a <b>question</b> with: spin

## THURSDAY ACTIVITY 1





	<b>LOOK &amp; SAY</b>	panic	below	surf	shark	blood
	<b>SOUND OUT</b>	tight	press	same	turn	
		then	stay	bloom	why	
	<b>READ</b>	<p>Todd went to surf. Todd wanted to stay in the water. He did not want to turn back. A shark! There was a shark in the water! Todd began to panic. The shark bit him. The shark bit him and there was blood. He held on tight. He held on tight to his surfboard. "Why did I not go back?" Thought Todd. Just then, a dolphin appeared. The dolphin helped Todd back to the shore. He was safe!she looked in the cupboard. What jumped out? A cat! A cat was in the cupboard!</p>				







## THURSDAY ACTIVITY 2

	<b>READ</b>	Read the  and  words from Activity 1.
	<b>WRITE</b>	<ol style="list-style-type: none"><li>Who went to surf? _____ went to surf.</li><li>What did Todd want to do? Todd wanted to _____ in the water</li><li>What was in the water with Todd? A _____ was in the water with Todd.</li><li>What did the shark do to Todd? The shark _____ Todd.</li><li>What animal came to help Todd? A _____ came to help Todd.</li></ol>

## FRIDAY ACTIVITY 1

	<b>READ</b>	Read the  and  words again.
	<b>READ</b>	Read the story from Thursday Activity 1.

## FRIDAY ACTIVITY 2

	<b>READ</b>	Read the  and  words again.
	<b>WRITE</b>	Write the sentences in your book. Fix the mistakes. <ol style="list-style-type: none"><li>todd went to surf</li><li>a shark there was a shark in the water</li><li>why did I not go back</li></ol>